

**VIRGINIA WORKERS'
COMPENSATION
COMMISSION**

**Statistical Report
for the
Calendar Year
of
2009
Part A**

Table of Contents

Reporting Change	2
Explanation of Terms	3
Summary Report	4
Judicial Statistics	5
Graphs and Charts	
Accidents Reported: By Severity	6
Files Created: Accidents vs Occupational Diseases	7
Medical Payments: By Payment Type	8
Compensation Payments: By Payment Type	9
New Files by Sex and Age	10
New Files Created	
By Accident Type	11
By Body Part	13
By Nature of Injury	15
By Occupation	17
By Industry	19
By Location	23
Awards and Payments	
By Accident Type	27
By Body Part	30
By Nature of Injury	33
By Occupation	36
By Industry	53
By Location	64
Medical Payments	
By Accident Type	68
By Body Part	71
By Nature of Injury	72
By Occupation	75
By Industry	92
By Location	103

Reporting Change

As of 10/1/08 the Commission started an initiative to become paperless by moving to electronic submission and processing of all claims. The existing system and the new EDI system have different requirements and as such a different set of data elements. As we move towards our goal of becoming paperless, this report will be split between the two disparate systems, and as such in two distinct reports. The report marked "EDI Report" will include those claims filed electronically in 2009. The report marked "Part A" contains information entered into our "Legacy" system for the entire year 2009.

Previously, because the EDI initiative is occurring in stages, a single claim may be entered (and counted) by each of the systems. This redundancy is limited to accidents that occurred on or after 10/1/08.

Please feel free to comment about the new format, making suggestions that would make this report more useful. Where the data is available we will make all attempts to publish it in a format that you should find useful.

Make suggestions and comments to Questions@vwc.state.va.us

Explanation of Terms

Major Claims	Claims that result in compensatory payments or disputed benefits.
Awards Entered	This is a file count rather than an award count since a single file may have multiple awards processed during the year. Judicial awards are included in this count.
Awards Terminated	The number of files with at least one award terminated. This is a file count since a single file may have multiple awards terminated during the year. Note that the award terminated may have been entered in a prior year. Judicial awards are included in this count.
Other Medical	This category includes those items not specified in the other columns.
NEC	"Not Elsewhere Classified." Information that does not conform to the listed categories.

Other Notes

Medical Payments	While the Virginia Workers' Compensation Commission makes every effort to ensure accurate statistics, however, this data should be used knowing that it is only as good as reported. The Commission is continuing to upgrade data in general.
Compensation Payments	Information on compensation paid is based on awards terminated, and does not reflect the amount of compensation currently being paid.
VWC Contact	Customer Call Center (877) 664-2566 Virginia Workers' Compensation Commission 1000 DMV Drive Richmond, Va 23220-2036

Summary Report

Payment Type	Number of Payments	Total Weeks Due	Total Amount	Average Weeks Due	Average Amount Paid
Cost of Living			\$172,103		
Previous Periods of COL	27	1	\$933,090	0	\$34,559
Compensation for Fatalities	48	18,135	\$7,016,412	378	\$146,175
Compromise Settlements	4,578	0	\$221,804,543	0	\$48,450
First Week	2,657	2,198	\$118,543	1	\$45
Intermittent Days	31	58	\$52,702	2	\$1,700
Lump Sums	62	1,818	\$739,084	29	\$11,921
Not Allocated	1,073	1,032	\$21,751,253	1	\$20,271
Permanent Partial	2,753	69,013	\$33,194,687	25	\$12,058
Permanent Total	10	6,293	\$2,929,051	629	\$292,905
Temporary Partial	13,967	110,676	\$30,368,240	8	\$2,174
Temporary Total	15,074	492,715	\$171,635,850	33	\$11,386
Total	40,280	701,939	\$490,543,454	101	\$52,877

Other Payments

Funeral Expenses	\$0
Medical Expenses	\$167,659,272
Minor Injury Medical Expenses (Initial)	
Minor Injury Medical Expenses (Subsequent)	

Grand Total (All Payments)

Accidents Reported

Number of Files Created	11,435
Number of Minor Accidents Reported	
Total	

Award Information

Files with Awards Entered	11,752
Average Weekly Wage	\$737
Average Compensation Rate	\$270
Files With Awards	11,632
Unique Awards Entered	
Judicial Award	1,785
Original Award	3,484
Supplemental Award	3,146
Whereas Award	60
Compromise Settlement	4,614
Total	13,089

2009 Judicial Statistics

Initial Judicial

Initial Case Referrals	9,992
Hearing Docket	
Opinions Written	2,967
Amended Opinions	47
Special Opinions	25
Other Outcomes	7,220
Dispute Resolution Docket	
Opinions Written	687
Amended Opinions	4
Special Opinions	0
Other Outcomes	945

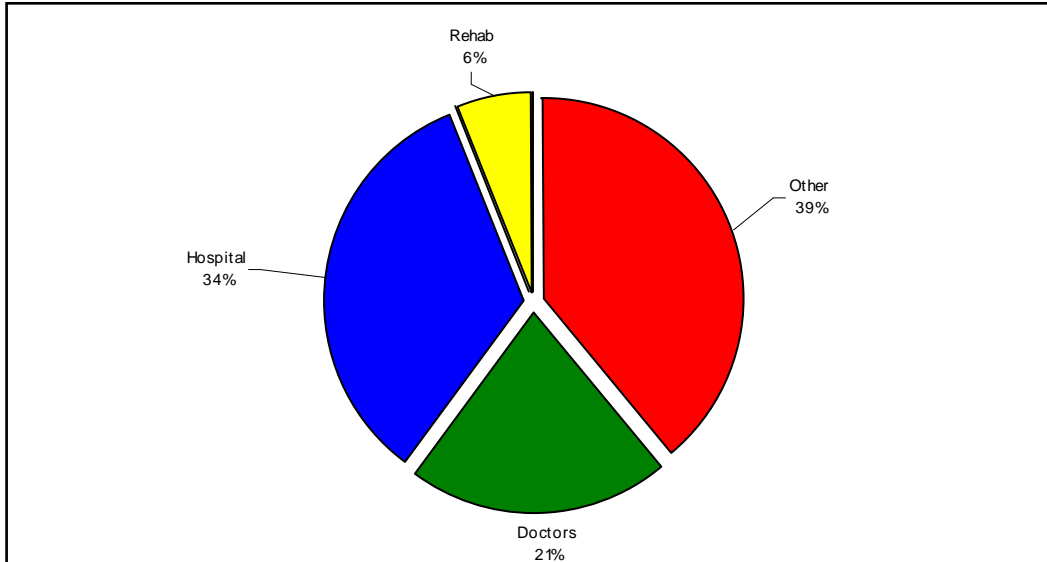
Review

Cases Referred	1,216
Opinions Written	1,204
Amended Opinions	5
Dissents	144
Special Opinions	3
Other Outcomes	214

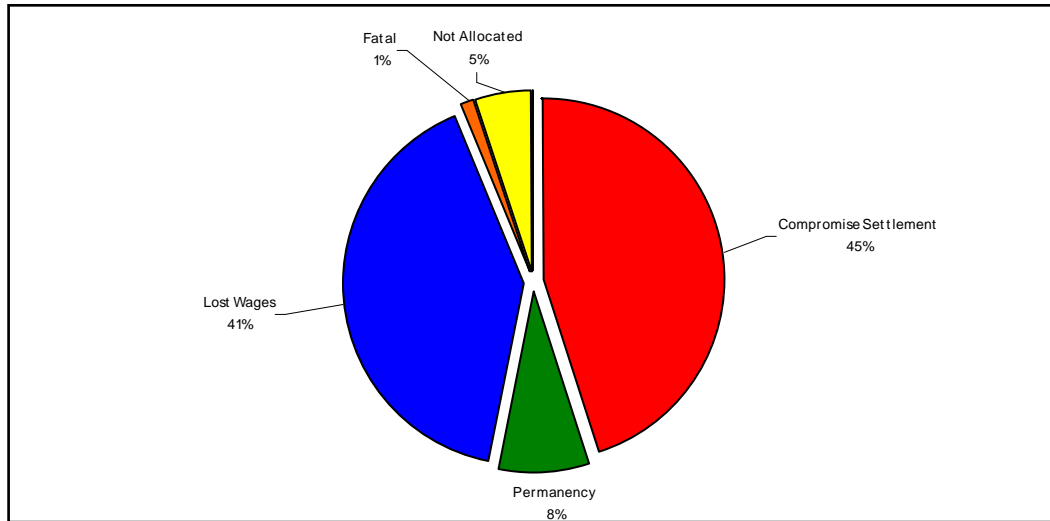
Court Of Appeals

Cases Referred	150
Opinions Written	95
Other Outcomes	60

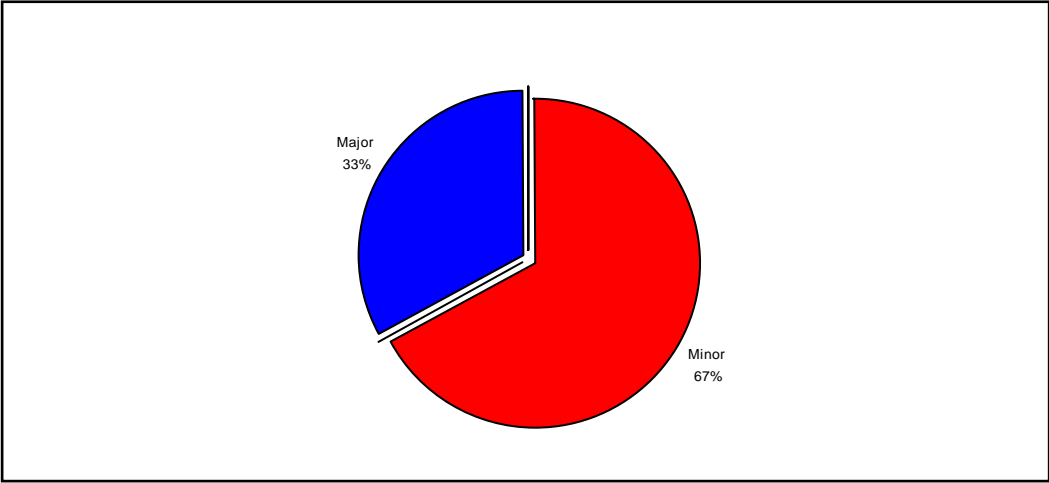
Medical Payments By Payment Type



Compensation Payments By Payment Type

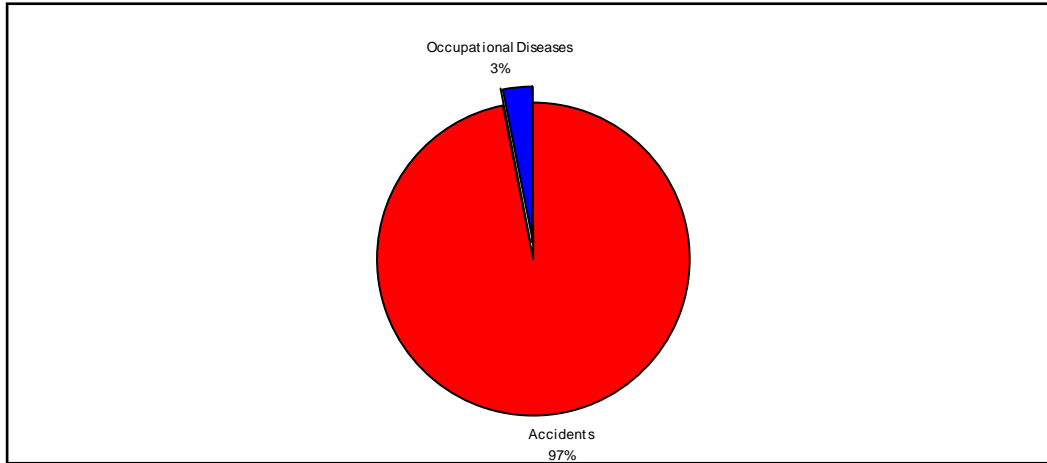


Accidents Reported By Severity



Files Created

Accidents vs. Occupational Diseases



New Files by Sex & Age

	Age Group	New Files Created
Male:		
	Unknown	905
	10 - 19 Yrs.	141
	20 - 29 Yrs.	1,073
	30 - 39 Yrs.	1,255
	40 - 49 Yrs.	1,512
	50 - 59 Yrs.	1,208
	60 - 69 Yrs.	371
	70 - 79 Yrs.	48
	80 - 89 Yrs.	3
	90 - 99 Yrs.	1
	Total Male:	6,517
Female:		
	Unknown	599
	10 - 19 Yrs.	75
	20 - 29 Yrs.	607
	30 - 39 Yrs.	774
	40 - 49 Yrs.	1,096
	50 - 59 Yrs.	1,021
	60 - 69 Yrs.	315
	70 - 79 Yrs.	35
	80 - 89 Yrs.	4
	Total Female:	4,526
Sex Unknown:		
	Unknown	75
	10 - 19 Yrs.	4
	20 - 29 Yrs.	53
	30 - 39 Yrs.	77
	40 - 49 Yrs.	86
	50 - 59 Yrs.	75
	60 - 69 Yrs.	18
	70 - 79 Yrs.	4
	Total :	392
Total New Files:		11,435

New Files Created

	Files Created	Percent of Total
Accident Type:		
Absorbtion,Ingestion or Inhalation,NOC	106	0.93%
Animal or Insect (Struck or Injured By)	92	0.80%
Broken Glass (Cut,Puncture,Scrape)	66	0.58%
Caught In,Under or Between,NOC	304	2.66%
Caught,Puncture,Scrape,NOC	130	1.14%
Chemicals (Burn or Contact with)	53	0.46%
Collapsing Materials (Caught In,Under,Between)	5	0.04%
Collision with a Fixed Object	29	0.25%
Collision with Another Vehicle	134	1.17%
Contact With, NOC	59	0.52%
Continual Noise (Strain or Injury By)	18	0.16%
Cumulative,NOC	117	1.02%
Dust,Gases,Fumes or Vapors (Contact with)	44	0.38%
Electrical Current (Contact with)	24	0.21%
Explosion or Flare Back (Struck or Injured By)	5	0.04%
Fall,Slip or Trip,NOC	1,210	10.58%
Falling or Flying Object (Struck or Injured By)	315	2.75%
Fellow Worker,Patient (Struck or Injured By)	207	1.81%
Fire or Flame (Burn or Scald)	16	0.14%
Foreign Matter in Eye(s)	80	0.70%
From Different Level (Fall,Slip or Trip)	245	2.14%
From Ladder or Scaffolding (Fall,Slip or Trip)	190	1.66%
From Liquid or Grease Spills (Fall,Slip or Trip)	286	2.50%
Hand Tool or Machine (Struck or Injured By)	21	0.18%
Hand Tool,Utensil;Not Powered (Cut,Puncture,Scrape)	184	1.61%
Holding or Carrying (Strain or Injury By)	66	0.58%
Hot Objects or Substances (Burn or Scald)	51	0.45%
Into Openings (Fall,Slip or Trip)	57	0.50%
Jumping (Strain or Injury By)	29	0.25%
Lifting (Strain or Injury By)	1,105	9.66%
Machine or Machinery (Caught In,Under,Between)	46	0.40%
Mold	2	0.02%
Motor Vehicle (Struck or Injured By)	66	0.58%
Motor Vehicle,NOC	228	1.99%
Moving Part of Machine (Striking Against or Stepping On)	6	0.05%
Moving Parts of Machine (Struck or Injured By)	108	0.94%

	Files Created	Percent of Total
Natural Disasters	1	0.01%
Object Being Lifted or Handled (Cut,Puncture,Scrape)	219	1.92%
Object Being Lifted or Handled (Striking Against or Stepping On)	10	0.09%
Object Being Lifted or Handled (Struck or Injured By)	160	1.40%
Object Handled (Caught In,Under,Between)	28	0.24%
Object Handled By Others (Struck or Injured By)	27	0.24%
On Ice or Snow (Fall,Slip or Trip)	134	1.17%
On Same Level (Fall,Slip or Trip)	356	3.11%
On Stairs (Fall,Slip or Trip)	155	1.36%
Other Than Physical Cause of Injury	113	0.99%
Other,Miscellaneous,NOC	2,008	17.56%
Person in Act of Crime	34	0.30%
Powered Hand Tool,Appliance (Cut,Puncture,Scrape)	111	0.97%
Pushing or Pulling (Strain or Injury By)	305	2.67%
Radiation (Contact with)	1	0.01%
Reaching (Strain or Injury By)	76	0.66%
Repetitive Motion	65	0.57%
Repetitive Motion (Strain or Injury By)	79	0.69%
Rubbed or Abraded,NOC	1	0.01%
Sanding,Scraping,Cleaning Operation (Striking Against or Stepping On)	1	0.01%
Slipped,Do Not Fall	108	0.94%
Stationary Object (Striking Against or Stepping On)	218	1.91%
Steam or Hot Fluids (Burn or Scald)	45	0.39%
Stepping on Sharp Object	7	0.06%
Strain or Injury By,NOC	720	6.30%
Striking Against or Stepping On,NOC	152	1.33%
Struck or Injured,NOC	306	2.68%
Temperature Extremes (Burn or Scald)	7	0.06%
Twisting (Strain or Injury By)	196	1.71%
Using Tool or Machinery (Strain or Injury By)	19	0.17%
Vehicle Upset (Overtuned)	56	0.49%
Weilding or Throwing (Strain or Injury By)	12	0.10%
Welding Operation (Burn or Scald)	1	0.01%
Total:	11,435	100.00%

	Files Created	Percent of Total
Body Part:		
Abdomen Including Groin	104	0.91%
Ankle	456	3.99%
Artificial Appliance	1	0.01%
Body Systems and Multiple Body Systems	11	0.10%
Brain	19	0.17%
Buttocks	6	0.05%
Chest	155	1.36%
Disc (Back)	45	0.39%
Ear(s)	80	0.70%
Elbow	185	1.62%
Eye(s)	203	1.78%
Facial Bones	14	0.12%
Finger(s)	774	6.77%
Foot	319	2.79%
Great Toe	19	0.17%
Hand	425	3.72%
Heart	80	0.70%
Hip	98	0.86%
Insufficient Info to Properly Identify	435	3.80%
Internal Organs	146	1.28%
Knee	993	8.68%
Larynx	2	0.02%
Lower Arm	139	1.22%
Lower Back Area	1,152	10.07%
Lower Leg	162	1.42%
Lumbar & Or Sacral Vertebrae	3	0.03%
Lungs	75	0.66%
Mouth	23	0.20%
Multiple Body Parts	1,635	14.30%
Multiple Head Injury	348	3.04%
Multiple Lower Extremities	346	3.03%
Multiple Neck Injury	160	1.40%
Multiple Trunk	479	4.19%
Multiple Upper Extremities	415	3.63%
Nose	34	0.30%
Pelvis	8	0.07%
Sacrum and Coccyx	30	0.26%

	Files Created	Percent of Total
Shoulder(s)	800	7.00%
Skull	23	0.20%
Soft Tissue	49	0.43%
Soft Tissue	1	0.01%
Spinal Cord	3	0.03%
Teeth	31	0.27%
Thumb	228	1.99%
Toe(s)	46	0.40%
Trachea	1	0.01%
Unclassified	58	0.51%
Upper Arm	66	0.58%
Upper Back Area	91	0.80%
Upper Leg	57	0.50%
Vertebrae	1	0.01%
Whole Body	3	0.03%
Wrist	347	3.03%
Wrist(s) & Hand(s)	51	0.45%
Total:	11,435	100.00%

	Files Created	Percent of Total
Nature of Injury:		
All Other Cumulative,NOC (OD)	4	0.03%
All Other Occupational Disease,NOC (OD)	4	0.03%
All Other Specific Injuries,NOC	3,221	28.17%
Amputation	33	0.29%
Asbestosis (OD)	8	0.07%
Black Lung (OD)	70	0.61%
Burn	158	1.38%
Cancer (OD)	17	0.15%
Carpal Tunnel Syndrome (OD)	59	0.52%
Concussion	62	0.54%
Contusion	1,126	9.85%
Crushing	68	0.59%
Dermatitis (OD)	2	0.02%
Dislocation	110	0.96%
Dust Disease,NOC (OD)	2	0.02%
Electric Shock	20	0.17%
Exposure	22	0.19%
Foreign Body	101	0.88%
Fracture	854	7.47%
Hearing Loss or Impairment	8	0.07%
Heart & Lung-Fire	20	0.17%
Heart & Lung-Police	33	0.29%
Heat Prostration	6	0.05%
Hernia	84	0.73%
Infection	46	0.40%
Inflammation	244	2.13%
Injury - NEC	3	0.03%
Laceration	1,053	9.21%
Loss of Hearing (OD)	50	0.44%
Mental Stress (OD)	58	0.51%
Multiple Injuries,Physical or Psychological	3	0.03%
Multiple Physical Injuries	73	0.64%
Myocardial Infarction (Heart Attack)	12	0.10%
No Physical Injury	5	0.04%
Poisoning,Chemical (OD)	1	0.01%
Poisoning,General (Not OD)	5	0.04%

	Files Created	Percent of Total
Puncture	173	1.51%
Respiratory Disorders (OD)	5	0.04%
Rupture	55	0.48%
Severance	20	0.17%
Sprain or Tear	911	7.97%
Strain or Tear	2,608	22.81%
Syncope	13	0.11%
Vascular	3	0.03%
Vision Loss	2	0.02%
Total:	11,435	100.00%

	Files Created	Percent of Total
Occupation:		
Advertising, Marketing, Promotions, Public Relations, and Sales Managers	8	0.07%
Agricultural Workers	17	0.15%
Air Transportation Workers	10	0.09%
Animal Care and Service Workers	12	0.10%
Art and Design Workers	7	0.06%
Assemblers and Fabricators	26	0.23%
Building Cleaning and Pest Control Workers	183	1.60%
Business Operations Specialists	10	0.09%
Communications Equipment Operators	2	0.02%
Computer Specialists	9	0.08%
Construction Trades Workers	578	5.05%
Cooks and Food Preparation Workers	206	1.80%
Counselors, Social Workers, and Other Community and Social Service Specialists	23	0.20%
Drafters, Engineering, and Mapping Technicians	7	0.06%
Electrical and Electronic Equipment Mechanics, Installers, and Repairers	8	0.07%
Engineers	14	0.12%
Entertainers and Performers, Sports and Related Workers	92	0.80%
Entertainment Attendants and Related Workers	11	0.10%
Extraction Workers	55	0.48%
Financial Clerks	30	0.26%
Financial Specialists	10	0.09%
Fire Fighting and Prevention Workers	123	1.08%
First-Line Supervisors/Managers, Protective Service Workers	15	0.13%
Food and Beverage Serving Workers	191	1.67%
Food Preparation and Serving Related Occupations	2	0.02%
Food Processing Workers	39	0.34%
Forest, Conservation, and Logging Workers	4	0.03%
Funeral Service Workers	1	0.01%
Grounds Maintenance Workers	72	0.63%
Health Diagnosing and Treating Practitioners	251	2.20%
Health Technologists and Technicians	174	1.52%
Helpers, Construction Trades	20	0.17%
Information and Record Clerks	102	0.89%
Law Enforcement Workers	308	2.69%

	Files Created	Percent of Total
Lawyers, Judges, and Related Workers	2	0.02%
Librarians, Curators, and Archivists	4	0.03%
Life Scientists	1	0.01%
Life, Physical, and Social Science Technicians	3	0.03%
Material Moving Workers	161	1.41%
Material Recording, Scheduling, Dispatching, and Distributing Workers	194	1.70%
Media and Communication Equipment Workers	4	0.03%
Media and Communication Workers	3	0.03%
Metal Workers and Plastic Workers	139	1.22%
Motor Vehicle Operators	459	4.01%
Nursing, Psychiatric, and Home Health Aides	267	2.33%
Occupational and Physical Therapist Assistants and Aides	2	0.02%
Office and Administrative Support Occupations	1	0.01%
Operations Specialties Managers	6	0.05%
Other Construction and Related Workers	35	0.31%
Other Education, Training, and Library Occupations	50	0.44%
Other Food Preparation and Serving Related Workers	25	0.22%
Other Healthcare Practitioners and Technical Occupations	1	0.01%
Other Healthcare Support Occupations	34	0.30%
Other Installation, Maintenance, and Repair Occupations	231	2.02%
Other Management Occupations	212	1.85%
Other Office and Administrative Support Workers	80	0.70%
Other Personal Care and Service Workers	35	0.31%
Other Production Occupations	193	1.69%
Other Protective Service Workers	59	0.52%
Other Sales and Related Workers	6	0.05%
Other Teachers and Instructors	184	1.61%
Other Transportation Workers	5	0.04%
Personal Appearance Workers	9	0.08%
Physical Scientists	1	0.01%
Plant and System Operators	4	0.03%
Postsecondary Teachers	55	0.48%
Primary, Secondary, and Special Education School Teachers	6	0.05%
Printing Workers	3	0.03%
Production Occupations	5	0.04%
Rail Transportation Workers	1	0.01%

	Files Created	Percent of Total
Religious Workers	10	0.09%
Retail Sales Workers	264	2.31%
Sales Representatives, Services	19	0.17%
Sales Representatives, Wholesale and Manufacturing	3	0.03%
Secretaries and Administrative Assistants	45	0.39%
Social Scientists and Related Workers	1	0.01%
Supervisors of Installation, Maintenance, and Repair Workers	4	0.03%
Supervisors, Building and Grounds Cleaning and Maintenance Workers	10	0.09%
Supervisors, Construction and Extraction Workers	3	0.03%
Supervisors, Farming, Fishing, and Forestry Workers	2	0.02%
Supervisors, Food Preparation and Serving Workers	27	0.24%
Supervisors, Office and Administrative Support Workers	1	0.01%
Supervisors, Personal Care and Service Workers	1	0.01%
Supervisors, Production Workers	2	0.02%
Supervisors, Sales Workers	46	0.40%
Supervisors, Transportation and Material Moving Workers	2	0.02%
Textile, Apparel, and Furnishings Workers	16	0.14%
Top Executives	272	2.38%
Transportation, Tourism, and Lodging Attendants	26	0.23%
Unknown, Unreported	5,384	47.08%
Vehicle and Mobile Equipment Mechanics, Installers, and Repairers	187	1.64%
Water Transportation Workers	1	0.01%
Woodworkers	9	0.08%
Total:	11,435	100.00%

Industry:

Accommodation	145	1.59%
Administration of Economic Programs	12	0.13%
Administration of Environmental Quality Programs	2	0.02%
Administration of Housing Programs, Urban Planning, and Community Development	3	0.03%
Administration of Human Resource Programs	4	0.04%
Administrative and Support Services	310	3.40%
Air Transportation	141	1.55%
Ambulatory Health Care Services	291	3.19%

	Files Created	Percent of Total
Amusement, Gambling, and Recreation Industries	65	0.71%
Animal Production	15	0.16%
Apparel Manufacturing	5	0.05%
Beverage and Tobacco Product Manufacturing	61	0.67%
Broadcasting (except Internet)	15	0.16%
Building Material and Garden Equipment and Supplies Dealers	90	0.99%
Chemical Manufacturing	20	0.22%
Clothing and Clothing Accessories Stores	17	0.19%
Computer and Electronic Product Manufacturing	12	0.13%
Construction	1	0.01%
Construction of Buildings	258	2.83%
Couriers and Messengers	73	0.80%
Credit Intermediation and Related Activities	57	0.63%
Crop Production	18	0.20%
Educational Services	863	9.47%
Electrical Equipment, Appliance, and Component Manufacturing	4	0.04%
Electronics and Appliance Stores	10	0.11%
Executive, Legislative, and Other General Government Support	653	7.17%
Fabricated Metal Product Manufacturing	26	0.29%
Fishing, Hunting and Trapping	1	0.01%
Food and Beverage Stores	518	5.68%
Food Manufacturing	183	2.01%
Food Services and Drinking Places	455	4.99%
Forestry and Logging	11	0.12%
Funds, Trusts, and Other Financial Vehicles	2	0.02%
Furniture and Home Furnishings Stores	16	0.18%
Furniture and Related Product Manufacturing	15	0.16%
Gasoline Stations	49	0.54%
General Merchandise Stores	376	4.13%
Health and Personal Care Stores	14	0.15%
Heavy and Civil Engineering Construction	38	0.42%
Hospitals	803	8.81%
Insurance Carriers and Related Activities	11	0.12%
Internet Publishing and Broadcasting	2	0.02%
Internet Service Providers, Web Search Portals, and Data Processing Services	1	0.01%
Justice, Public Order, and Safety Activities	426	4.68%
Machinery Manufacturing	17	0.19%

	Files Created	Percent of Total
Management of Companies and Enterprises	4	0.04%
Merchant Wholesalers, Durable Goods	63	0.69%
Merchant Wholesalers, Nondurable Goods	33	0.36%
Mining (except Oil and Gas)	150	1.65%
Miscellaneous Manufacturing	43	0.47%
Miscellaneous Store Retailers	48	0.53%
Monetary Authorities - Central Bank	14	0.15%
Motion Picture and Sound Recording Industries	4	0.04%
Motor Vehicle and Parts Dealers	106	1.16%
Museums, Historical Sites, and Similar Institutions	21	0.23%
Nonmetallic Mineral Product Manufacturing	23	0.25%
Nonstore Retailers	18	0.20%
Nursing and Residential Care Facilities	239	2.62%
Oil and Gas Extraction	4	0.04%
Other Services (except Public Administration)	1	0.01%
Paper Manufacturing	34	0.37%
Performing Arts, Spectator Sports, and Related Industries	103	1.13%
Personal and Laundry Services	40	0.44%
Petroleum and Coal Products Manufacturing	3	0.03%
Pipeline Transportation	1	0.01%
Plastics and Rubber Products Manufacturing	66	0.72%
Postal Service	1	0.01%
Primary Metal Manufacturing	12	0.13%
Printing and Related Support Activities	16	0.18%
Professional, Scientific, and Technical Services	102	1.12%
Publishing Industries (except Internet)	8	0.09%
Rail Transportation	2	0.02%
Real Estate	52	0.57%
Religious, Grantmaking, Civic, Professional, and Similar Organizations	74	0.81%
Rental and Leasing Services	27	0.30%
Repair and Maintenance	105	1.15%
Securities, Commodity Contracts, and Other Financial Investments and Related Activities	1	0.01%
Social Assistance	56	0.61%
Specialty Trade Contractors	541	5.94%
Sporting Goods, Hobby, Book, and Music Stores	12	0.13%
Support Activities for Agriculture and Forestry	11	0.12%
Support Activities for Mining	12	0.13%
Support Activities for Transportation	57	0.63%

	Files Created	Percent of Total
Telecommunications	28	0.31%
Textile Mills	7	0.08%
Textile Product Mills	3	0.03%
Transit and Ground Passenger Transportation	104	1.14%
Transportation Equipment Manufacturing	463	5.08%
Truck Transportation	206	2.26%
Utilities	23	0.25%
Warehousing and Storage	9	0.10%
Waste Management and Remediation Services	17	0.19%
Wholesale Electronic Markets and Agents and Brokers	2	0.02%
Wood Product Manufacturing	34	0.37%
Total:	9,112	100.00%

	Files Created	Percent of Total
Location of Accident:		
ACCOMACK	63	0.55%
ALBEMARLE	37	0.32%
ALEXANDRIA	230	2.01%
ALLEGHANY	8	0.07%
AMELIA	7	0.06%
AMHERST	28	0.24%
APPOMATTOX	11	0.10%
ARLINGTON	235	2.06%
AUGUSTA	74	0.65%
BATH	12	0.10%
BEDFORD CITY	9	0.08%
BEDFORD COUNTY	44	0.38%
BLAND	8	0.07%
BOTETOURT	29	0.25%
BRISTOL	45	0.39%
BRUNSWICK	11	0.10%
BUCHANAN	55	0.48%
BUCKINGHAM	7	0.06%
BUENA VISTA	8	0.07%
CAMPBELL	20	0.17%
CAROLINE	15	0.13%
CARROLL	22	0.19%
CHARLES CITY	5	0.04%
CHARLOTTE	6	0.05%
CHARLOTTESVILLE	128	1.12%
CHESAPEAKE	246	2.15%
CHESTERFIELD	245	2.14%
CLARKE	20	0.17%
CLIFTON FORGE	1	0.01%
COLONIAL HEIGHTS	28	0.24%
COVINGTON	29	0.25%
CRAIG	1	0.01%
CULPEPER	65	0.57%
CUMBERLAND	12	0.10%
DANVILLE	109	0.95%
DICKENSON	24	0.21%
DINWIDDIE	11	0.10%
EMPORIA	24	0.21%
ESSEX	8	0.07%
FAIRFAX CITY	51	0.45%
FAIRFAX COUNTY	890	7.78%

	Files Created	Percent of Total
FALLS CHURCH	75	0.66%
FAUQUIER	70	0.61%
FLOYD	6	0.05%
FLUVANNA	9	0.08%
FRANKLIN CITY	17	0.15%
FRANKLIN COUNTY	33	0.29%
FREDERICK	43	0.38%
FREDERICKSBURG	173	1.51%
GALAX	17	0.15%
GILES	13	0.11%
GLOUCESTER	18	0.16%
GOOCHLAND	11	0.10%
GRAYSON	5	0.04%
GREENE	8	0.07%
GREENSVILLE	14	0.12%
HALIFAX	18	0.16%
HAMPTON	150	1.31%
HANOVER	175	1.53%
HARRISONBURG	94	0.82%
HENRICO	313	2.74%
HENRY	44	0.38%
HIGHLAND	3	0.03%
HOPEWELL	19	0.17%
ISLE OF WIGHT	47	0.41%
JAMES CITY	36	0.31%
KING & QUEEN	2	0.02%
KING GEORGE	21	0.18%
KING WILLIAM	11	0.10%
LANCASTER	6	0.05%
LEE	19	0.17%
LEXINGTON	16	0.14%
LOUDOUN	322	2.82%
LOUISA	11	0.10%
LUNENBURG	4	0.03%
LYNCHBURG	171	1.50%
MADISON	8	0.07%
MANASSAS	168	1.47%
MANASSAS PARK	2	0.02%
MARTINSVILLE	33	0.29%
MATHEWS	5	0.04%
MECKLENBURG	32	0.28%
MIDDLESEX	6	0.05%
MONTGOMERY	82	0.72%

	Files Created	Percent of Total
NELSON	6	0.05%
NEW KENT	16	0.14%
NEWPORT NEWS	570	4.98%
NORFOLK	538	4.70%
NORTHAMPTON	13	0.11%
NORTHUMBERLAND	4	0.03%
NORTON	34	0.30%
NOTTOWAY	12	0.10%
ORANGE	30	0.26%
OUT OF STATE	268	2.34%
PAGE	19	0.17%
PATRICK	11	0.10%
PETERSBURG	88	0.77%
PITTSYLVANIA	35	0.31%
POQUOSON	2	0.02%
PORTSMOUTH	128	1.12%
POWHATAN	13	0.11%
PRINCE EDWARD	21	0.18%
PRINCE GEORGE	41	0.36%
PRINCE WILLIAM	222	1.94%
PULASKI	51	0.45%
RADFORD	16	0.14%
RAPPAHANNOCK	2	0.02%
RICHMOND CITY	651	5.69%
RICHMOND COUNTY	6	0.05%
ROANOKE CITY	170	1.49%
ROANOKE COUNTY	67	0.59%
ROCKBRIDGE	8	0.07%
ROCKINGHAM	68	0.59%
RUSSELL	37	0.32%
SALEM	67	0.59%
SCOTT	17	0.15%
SHENANDOAH	55	0.48%
SMYTH	42	0.37%
SOUTH BOSTON	26	0.23%
SOUTHAMPTON	8	0.07%
SPOTSYLVANIA	30	0.26%
STAFFORD	47	0.41%
STAUNTON	31	0.27%
SUFFOLK	86	0.75%
SURRY	4	0.03%
SUSSEX	24	0.21%
TAZEWELL	52	0.45%

	Files Created	Percent of Total
UNKNOWN	1,527	13.35%
VIRGINIA BEACH	377	3.30%
WARREN	50	0.44%
WASHINGTON	100	0.87%
WAYNESBORO	28	0.24%
WESTMORELAND	8	0.07%
WILLIAMSBURG	147	1.29%
WINCHESTER	194	1.70%
WISE	94	0.82%
WYTHE	31	0.27%
YORK	32	0.28%
Total:	11,435	100.00%

Awards and Payments

FILES WITH AWARDS

	Entered	Terminated	Compensation	Cost of Living	Total
Accident Type:					
Absorbtion,Ingestion or Inhalation,NOC	37	39	\$1,452,938	\$0	\$1,452,938
Animal or Insect (Struck or Injured By)	31	34	\$615,206	\$0	\$615,206
Bodily Motion	200	267	\$30,993,152	\$45,152	\$31,038,303
Broken Glass (Cut,Puncture,Scrape)	29	29	\$357,908	\$0	\$357,908
Caught In / Under	40	64	\$8,469,336	\$0	\$8,469,336
Caught In,Under or Between,NOC	363	366	\$7,433,968	\$169	\$7,434,137
Caught,Puncture,Scrape,NOC	61	67	\$1,394,710	\$0	\$1,394,710
Chemicals (Burn or Contact with)	15	17	\$156,473	\$612	\$157,086
Collapsing Materials (Caught In,Under,Between)	6	5	\$109,762	\$0	\$109,762
Collision with a Fixed Object	25	23	\$752,172	\$0	\$752,172
Collision with Another Vehicle	184	165	\$6,454,470	\$1,590	\$6,456,060
Contact With, NOC	12	12	\$295,437	\$620	\$296,056
Continual Noise (Strain or Injury By)	27	26	\$234,530	\$0	\$234,530
Crash of Airplane	1	1	\$324,849	\$0	\$324,849
Crash of Rail Vehicle	0	1	\$2,434	\$0	\$2,434
Crash of Water Vehicle	4	4	\$333,663	\$0	\$333,663
Cumulative,NOC	63	52	\$842,430	\$426	\$842,856
Dust,Gases,Fumes or Vapors (Contact with)	15	15	\$1,249,130	\$0	\$1,249,130
Electric Current	7	8	\$2,261,018	\$0	\$2,261,018
Electrical Current (Contact with)	29	26	\$1,139,109	\$0	\$1,139,109
Explosion or Flare Back (Struck or Injured By)	15	13	\$493,381	\$0	\$493,381
Fall - Elevation	108	141	\$18,783,830	\$23,098	\$18,806,928
Fall - Same Level	200	240	\$23,935,526	\$0	\$23,935,526
Fall,Slip or Trip,NOC	1,326	1,269	\$33,468,561	\$2,261	\$33,470,823
Falling or Flying Object (Struck or Injured By)	442	455	\$16,168,595	\$3,544	\$16,172,139
Fellow Worker,Patient (Struck or Injured By)	228	208	\$3,086,695	\$68	\$3,086,763
Fire or Flame (Burn or Scald)	23	22	\$354,321	\$0	\$354,321
Foreign Matter in Eye(s)	17	16	\$654,420	\$0	\$654,420
From Different Level (Fall,Slip or Trip)	342	341	\$19,668,800	\$3,636	\$19,672,436
From Ladder or Scaffolding (Fall,Slip or Trip)	432	402	\$27,074,214	\$2,992	\$27,077,207

FILES WITH AWARDS

	Entered	Terminated	Compensation	Cost of Living	Total
From Liquid or Grease Spills (Fall,Slip or Trip)	354	331	\$7,429,996	\$6,019	\$7,436,014
Hand Tool or Machine (Struck or Injured By)	43	51	\$949,827	\$0	\$949,827
Hand Tool,Utensil;Not Powered (Cut,Puncture,Scrape)	56	62	\$786,670	\$0	\$786,670
Holding or Carrying (Strain or Injury By)	64	60	\$1,956,399	\$742	\$1,957,141
Hot Objects or Substances (Burn or Scald)	54	50	\$1,249,865	\$0	\$1,249,865
Into Openings (Fall,Slip or Trip)	92	92	\$3,923,954	\$0	\$3,923,954
Jumping (Strain or Injury By)	37	42	\$2,423,457	\$0	\$2,423,457
Lifting (Strain or Injury By)	1,257	1,181	\$35,483,421	\$1,847	\$35,485,268
Machine or Machinery (Caught In,Under,Between)	137	146	\$4,479,636	\$395	\$4,480,031
Motor Vehicle	85	111	\$14,421,367	\$0	\$14,421,367
Motor Vehicle (Struck or Injured By)	143	136	\$5,090,611	\$0	\$5,090,611
Motor Vehicle,NOC	320	302	\$10,615,816	\$0	\$10,615,816
Moving Part of Machine (Striking Against or Stepping On)	1	1	\$131,420	\$0	\$131,420
Moving Parts of Machine (Struck or Injured By)	52	51	\$1,518,961	\$0	\$1,518,961
Natural Disasters	2	2	\$23,441	\$0	\$23,441
Object Being Lifted or Handled (Cut,Puncture,Scrape)	71	80	\$952,349	\$0	\$952,349
Object Being Lifted or Handled (Striking Against or Stepping On)	9	9	\$84,850	\$0	\$84,850
Object Being Lifted or Handled (Struck or Injured By)	151	150	\$3,359,975	\$0	\$3,359,975
Object Handled (Caught In,Under,Between)	29	33	\$242,492	\$0	\$242,492
Object Handled By Others (Struck or Injured By)	29	29	\$559,185	\$0	\$559,185
On Ice or Snow (Fall,Slip or Trip)	142	135	\$4,802,163	\$121	\$4,802,284
On Same Level (Fall,Slip or Trip)	320	322	\$9,713,411	\$0	\$9,713,411
On Stairs (Fall,Slip or Trip)	174	167	\$5,175,572	\$2,489	\$5,178,061
Other Than Physical Cause of Injury	55	43	\$1,344,413	\$0	\$1,344,413
Other,Miscellaneous,NOC	1,322	1,221	\$42,838,951	\$28,849	\$42,867,800
Overexertion	333	418	\$46,791,443	\$34,864	\$46,826,307
Person in Act of Crime	30	27	\$1,219,405	\$0	\$1,219,405

FILES WITH AWARDS

	Entered	Terminated	Compensation	Cost of Living	Total
Powered Hand Tool,Appliance (Cut,Puncture,Scrape)	113	115	\$2,844,568	\$0	\$2,844,568
Public Transportation	1	1	\$82,193	\$0	\$82,193
Pushing or Pulling (Strain or Injury By)	402	383	\$11,794,485	\$716	\$11,795,201
Radiation Caustics	7	10	\$1,393,140	\$0	\$1,393,140
Reaching (Strain or Injury By)	63	57	\$1,965,904	\$0	\$1,965,904
Repetitive Motion	17	16	\$460,363	\$0	\$460,363
Repetitive Motion (Strain or Injury By)	31	27	\$473,144	\$0	\$473,144
Rubbed / Abraided	25	33	\$2,697,644	\$0	\$2,697,644
Rubbed or Abraded,NOC	1	1	\$7,310	\$0	\$7,310
Sanding,Scraping,Cleaning Operation (Striking Against or Stepping On)	3	4	\$53,570	\$0	\$53,570
Slipped,Do Not Fall	79	68	\$2,392,248	\$5,538	\$2,397,787
Stationary Object (Striking Against or Stepping On)	127	115	\$2,312,114	\$0	\$2,312,114
Steam or Hot Fluids (Burn or Scald)	30	37	\$243,494	\$0	\$243,494
Stepping on Sharp Object	2	3	\$67,606	\$0	\$67,606
Strain or Injury By,NOC	487	459	\$13,208,799	\$4,839	\$13,213,638
Striking Against or Stepping On,NOC	116	115	\$2,884,612	\$0	\$2,884,612
Struck Against	28	34	\$4,304,796	\$0	\$4,304,796
Struck By	88	119	\$13,112,799	\$0	\$13,112,799
Struck or Injured,NOC	255	248	\$6,000,766	\$399	\$6,001,165
Temperature Extremes	6	11	\$2,119,324	\$0	\$2,119,324
Temperature Extremes (Burn or Scald)	5	3	\$3,083	\$0	\$3,083
Twisting (Strain or Injury By)	137	123	\$3,528,344	\$0	\$3,528,344
Using Tool or Machinery (Strain or Injury By)	13	15	\$715,688	\$1,119	\$716,807
Vehicle Upset (Overturned)	58	47	\$1,502,037	\$0	\$1,502,037
Weilding or Throwing (Strain or Injury By)	12	8	\$73,233	\$0	\$73,233
Welding Operation (Burn or Scald)	2	0	\$0	\$0	\$0
Total:	11,752	11,632	\$490,371,351	\$172,103	\$490,543,454

FILES WITH AWARDS

	Entered	Terminated	Compensation	Cost of Living	Total
Body Part:					
Abdomen Including Groin	44	42	\$808,813	\$0	\$808,813
Ankle	0	37	\$2,683,906	\$0	\$2,683,906
Ankle	441	398	\$9,565,958	\$3,982	\$9,569,939
Body Systems and Multiple Body Systems	1	1	\$2,117	\$0	\$2,117
Brain	0	2	\$216,662	\$0	\$216,662
Brain	8	6	\$4,055,616	\$0	\$4,055,616
Buttocks	5	4	\$148,868	\$0	\$148,868
Chest	72	60	\$1,025,869	\$628	\$1,026,497
Chest	0	6	\$696,499	\$0	\$696,499
Disc (Back)	0	18	\$2,669,013	\$11,376	\$2,680,389
Disc (Back)	53	40	\$2,452,931	\$0	\$2,452,931
Disc (Neck)	6	4	\$175,915	\$0	\$175,915
Disc (Neck)	0	1	\$109,575	\$0	\$109,575
Ear(s)	0	4	\$123,293	\$0	\$123,293
Ear(s)	49	41	\$376,346	\$0	\$376,346
Elbow	152	142	\$2,528,548	\$0	\$2,528,548
Elbow	0	18	\$1,439,017	\$0	\$1,439,017
Eye(s)	82	70	\$2,369,366	\$612	\$2,369,979
Eye(s)	0	9	\$719,148	\$0	\$719,148
Facial Bones	9	5	\$115,872	\$0	\$115,872
Facial Tissue	0	3	\$235,988	\$0	\$235,988
Finger	0	30	\$1,877,080	\$0	\$1,877,080
Finger(s)	546	589	\$7,037,623	\$395	\$7,038,018
Foot	0	37	\$3,568,205	\$0	\$3,568,205
Foot	317	310	\$7,323,232	\$813	\$7,324,045
Great Toe	12	12	\$56,758	\$0	\$56,758
Hand	0	17	\$1,561,055	\$0	\$1,561,055
Hand	288	289	\$7,155,056	\$0	\$7,155,056
Heart	52	38	\$634,639	\$426	\$635,065
Heart	0	12	\$2,460,725	\$0	\$2,460,725
Hip 0	12	\$1,862,669	\$0	\$1,862,669	
Hip 94	82	\$2,005,473	\$986	\$2,006,459	
Insufficient Info to Properly Identify	300	294	\$11,714,574	\$464	\$11,715,038
Internal Organs	0	16	\$1,489,499	\$0	\$1,489,499
Internal Organs	112	99	\$2,335,866	\$0	\$2,335,866
Knee	1,302	1,133	\$27,782,492	\$6,164	\$27,788,656
Knee	0	170	\$19,770,244	\$23,773	\$19,794,017
Low Back Area	0	221	\$28,386,461	\$499	\$28,386,960

FILES WITH AWARDS

	Entered	Terminated	Compensation	Cost of Living	Total
Lower Arm	123	116	\$3,082,674	\$0	\$3,082,674
Lower Arm	0	20	\$1,727,549	\$0	\$1,727,549
Lower Back Area	1,102	830	\$31,245,828	\$2,265	\$31,248,093
Lower Leg	0	40	\$5,352,429	\$0	\$5,352,429
Lower Leg	185	154	\$5,494,616	\$169	\$5,494,786
Lungs	33	29	\$836,276	\$0	\$836,276
Mouth	0	2	\$181,559	\$0	\$181,559
Mouth	3	1	\$21,073	\$0	\$21,073
Multiple Body Parts	2,637	2,065	\$90,354,730	\$41,660	\$90,396,390
Multiple Body Parts	0	437	\$57,056,372	\$36,059	\$57,092,431
Multiple Head Injuries	0	18	\$3,390,529	\$0	\$3,390,529
Multiple Head Injury	148	133	\$5,762,945	\$0	\$5,762,945
Multiple Lower Extremities	481	436	\$16,233,302	\$0	\$16,233,302
Multiple Lower Extremities	0	42	\$4,335,003	\$0	\$4,335,003
Multiple Neck Injuries	0	12	\$2,434,132	\$0	\$2,434,132
Multiple Neck Injury	98	80	\$2,494,213	\$0	\$2,494,213
Multiple Trunk	515	405	\$15,404,388	\$5,083	\$15,409,471
Multiple Trunk Injuries	0	104	\$10,537,310	\$10,498	\$10,547,808
Multiple Upper Extremities	596	546	\$14,862,892	\$980	\$14,863,871
Multiple Upper Extremities	0	53	\$3,713,041	\$0	\$3,713,041
Nose	10	10	\$105,832	\$0	\$105,832
Pelvis	6	5	\$276,282	\$0	\$276,282
Pelvis	0	2	\$184,521	\$0	\$184,521
Sacrum & Coccyx	0	3	\$301,368	\$0	\$301,368
Sacrum and Coccyx	12	7	\$294,480	\$0	\$294,480
Shoulder(s)	1,019	959	\$25,671,733	\$1,774	\$25,673,507
Skull	0	6	\$692,368	\$0	\$692,368
Skull	11	8	\$641,297	\$0	\$641,297
Soft Tissue	6	5	\$208,777	\$0	\$208,777
Soft Tissue	15	14	\$121,516	\$0	\$121,516
Soft Tissue	0	1	\$22,580	\$0	\$22,580
Spinal Cord	3	1	\$25,000	\$0	\$25,000
Spinal Cord	2	2	\$55,000	\$0	\$55,000
Spinal Cord - Back	0	2	\$158,306	\$0	\$158,306
Teeth	6	6	\$13,080	\$0	\$13,080
Thigh	0	1	\$56,465	\$0	\$56,465
Thumb	155	158	\$1,721,830	\$0	\$1,721,830
Thumb	0	6	\$43,295	\$0	\$43,295
Toe(s)	0	1	\$5,145	\$0	\$5,145
Toe(s)	26	35	\$347,411	\$0	\$347,411

FILES WITH AWARDS

	Entered	Terminated	Compensation	Cost of Living	Total
Trachea	1	1	\$14,240	\$0	\$14,240
Unclassified	28	23	\$1,282,256	\$0	\$1,282,256
Upper Arm	143	59	\$1,555,314	\$0	\$1,555,314
Upper Arm	0	102	\$11,570,189	\$19,914	\$11,590,103
Upper Back Area	35	27	\$656,368	\$0	\$656,368
Upper Back Area	0	6	\$572,833	\$0	\$572,833
Upper Leg	50	37	\$1,303,634	\$0	\$1,303,634
Vertebrae	0	2	\$241,572	\$0	\$241,572
Vertebrae	4	3	\$284,449	\$0	\$284,449
Whole Body	3	2	\$220,271	\$0	\$220,271
Wrist	0	28	\$1,730,755	\$995	\$1,731,749
Wrist	314	280	\$5,208,714	\$2,589	\$5,211,303
Wrist(s) & Hand(s)	37	35	\$722,638	\$0	\$722,638
Totals:	11,752	11,632	\$490,371,351	\$172,103	\$490,543,454

FILES WITH AWARDS

	Entered	Terminated	Compensation	Cost of Living	Total
Nature of Injury:					
All Other Cumulative,NOC (OD)	2	1	\$142,344	\$0	\$142,344
All Other Occupational Disease,NOC (OD)	3	3	\$171,361	\$0	\$171,361
All Other Specific Injuries,NOC	2,782	2,562	\$94,548,148	\$37,194	\$94,585,342
Amputation	7	13	\$1,049,853	\$0	\$1,049,853
Amputation	94	109	\$2,953,470	\$395	\$2,953,864
Angina Pectoris	0	1	\$5,887	\$0	\$5,887
Asbestosis (OD)	5	4	\$154,538	\$0	\$154,538
Black Lung (OD)	20	20	\$868,714	\$0	\$868,714
Black Lung I	1	3	\$985,684	\$0	\$985,684
Burn	6	8	\$1,474,802	\$0	\$1,474,802
Burn	155	152	\$2,387,275	\$612	\$2,387,888
Cancer (OD)	18	14	\$1,210,917	\$0	\$1,210,917
Carpal Tunnel Syndrome	5	7	\$452,751	\$0	\$452,751
Carpal Tunnel Syndrome (OD)	29	26	\$509,520	\$0	\$509,520
Concussion	10	9	\$2,187,551	\$0	\$2,187,551
Concussion	34	27	\$1,632,603	\$0	\$1,632,603
Contusion	727	681	\$18,298,893	\$6,417	\$18,305,310
Contusion	75	91	\$10,465,881	\$0	\$10,465,881
Crushing	13	17	\$2,026,420	\$0	\$2,026,420
Crushing	122	135	\$5,026,488	\$0	\$5,026,488
Dermatitis (OD)	1	1	\$2,037	\$0	\$2,037
Dislocation	12	17	\$1,384,214	\$0	\$1,384,214
Dislocation	160	156	\$4,216,719	\$5,828	\$4,222,547
Dust Disease,NOC (OD)	2	3	\$254,765	\$0	\$254,765
Electric Shock	15	14	\$732,942	\$0	\$732,942
Electric Shock	6	7	\$2,073,638	\$0	\$2,073,638
Exposure	8	7	\$52,793	\$0	\$52,793
Fatal Black Lung IV	1	1	\$152,514	\$0	\$152,514
Fatal Burn	1	4	\$559,990	\$0	\$559,990
Fatal Cancer	0	1	\$74,425	\$0	\$74,425
Fatal Crushing	0	1	\$270,763	\$0	\$270,763
Fatal Fracture	0	3	\$694,241	\$0	\$694,241
Fatal Heart & Lung - Firemen	0	1	\$125,845	\$0	\$125,845
Fatal Heart & Lung - Police	0	1	\$301,695	\$0	\$301,695
Fatal Injury - NEC	3	23	\$4,370,909	\$0	\$4,370,909
Fatal Myocardial Infarction	0	1	\$243,884	\$0	\$243,884
Fatal Victim of Crime	0	1	\$64,328	\$0	\$64,328

FILES WITH AWARDS

	Entered	Terminated	Compensation	Cost of Living	Total
Foreign Body	3	3	\$127,531	\$0	\$127,531
Foreign Body	31	28	\$1,286,394	\$0	\$1,286,394
Fracture	1,628	1,640	\$52,119,613	\$5,306	\$52,124,919
Fracture	154	199	\$22,179,032	\$0	\$22,179,032
Freezing	0	1	\$154	\$0	\$154
Freezing	0	1	\$155,443	\$0	\$155,443
Hearing Loss (Trauma)	2	1	\$32,672	\$0	\$32,672
Hearing Loss or Impairment	4	5	\$82,489	\$0	\$82,489
Heart & Lung - Firemen	2	3	\$650,010	\$0	\$650,010
Heart & Lung - Police	1	4	\$861,381	\$0	\$861,381
Heart & Lung-Fire	21	21	\$254,255	\$426	\$254,680
Heart & Lung-Police	23	14	\$346,306	\$0	\$346,306
Heart Attack	0	1	\$277,833	\$0	\$277,833
Heat Prostration	1	1	\$0	\$0	\$0
Hernia	79	72	\$830,639	\$0	\$830,639
Hernia	2	7	\$495,543	\$0	\$495,543
Infection	27	30	\$259,298	\$50	\$259,348
Infection	1	2	\$101,750	\$0	\$101,750
Inflammation	28	38	\$4,212,537	\$974	\$4,213,511
Inflammation	141	138	\$2,664,325	\$0	\$2,664,325
Injury - NEC	344	435	\$49,961,352	\$76,548	\$50,037,900
Laceration	618	643	\$12,400,447	\$874	\$12,401,321
Laceration	30	39	\$3,055,110	\$22,818	\$3,077,929
Loss of Hearing	3	3	\$90,622	\$0	\$90,622
Loss of Hearing (OD)	35	32	\$279,357	\$0	\$279,357
Mental Stress (OD)	26	21	\$1,457,996	\$0	\$1,457,996
Multiple Injuries,Physical or Psychological	1	0	\$0	\$0	\$0
Multiple Physical Injuries	41	36	\$9,293,929	\$0	\$9,293,929
Myocardial Infarction (Heart Attack)	5	4	\$158,098	\$0	\$158,098
Other Cumulative	1	1	\$70,690	\$0	\$70,690
Poisoning,General (Not OD)	4	4	\$69,092	\$0	\$69,092
Puncture	56	56	\$1,011,425	\$0	\$1,011,425
Puncture	6	5	\$934,005	\$0	\$934,005
Radiation (OD)	1	1	\$20,000	\$0	\$20,000
Respiratory Disorders	1	1	\$2,305	\$0	\$2,305
Rupture	74	65	\$3,606,743	\$0	\$3,606,743
Rupture	25	31	\$4,735,799	\$0	\$4,735,799
Severance	46	49	\$679,321	\$0	\$679,321
Severance	1	2	\$16,392	\$0	\$16,392

FILES WITH AWARDS

	Entered	Terminated	Compensation	Cost of Living	Total
Sprain	100	118	\$11,259,804	\$1,206	\$11,261,010
Sprain or Tear	897	849	\$20,080,392	\$4,893	\$20,085,285
Strain	347	422	\$48,563,760	\$1,568	\$48,565,328
Strain or Tear	2,608	2,466	\$72,301,336	\$6,994	\$72,308,331
Stress	0	2	\$207,518	\$0	\$207,518
Syncope	6	3	\$7,329	\$0	\$7,329
Vascular	3	4	\$42,733	\$0	\$42,733
Vascular Problem	1	1	\$656,901	\$0	\$656,901
Victim of Crime	1	0	\$0	\$0	\$0
Vision Loss	6	4	\$100,417	\$0	\$100,417
Vision Loss	0	1	\$242,475	\$0	\$242,475
Total:	11,752	11,632	\$490,371,351	\$172,103	\$490,543,454

	Entered	Terminated	Compensation	Cost of Living	Total
Occupation:					
Accountants and Auditors	14	12	\$339,410	\$0	\$339,410
Actors	2	1	\$1,484	\$0	\$1,484
Aerospace Engineers	1	1	\$712,579	\$0	\$712,579
Agents and Business Managers of Artists, Performers, and Athletes	2	2	\$90,484	\$0	\$90,484
Agricultural Inspectors	1	1	\$1,562	\$0	\$1,562
Air Traffic Controllers	3	3	\$45,962	\$0	\$45,962
Aircraft Cargo Handling Supervisors	1	1	\$3,974	\$0	\$3,974
Aircraft Mechanics and Service Technicians	2	2	\$29,142	\$0	\$29,142
Airline Pilots, Copilots, and Flight Engineers	1	1	\$22,726	\$0	\$22,726
Ambulance Drivers and Attendants, Except Emergency Medical Technicians	0	1	\$1,290	\$0	\$1,290
Amusement and Recreation Attendants	4	4	\$32,556	\$0	\$32,556
Animal Control Workers	3	2	\$37,385	\$0	\$37,385
Animal Trainers	2	2	\$163,840	\$0	\$163,840
Appraisers and Assessors of Real Estate	1	1	\$4,551	\$0	\$4,551
Art Directors	1	1	\$79,031	\$0	\$79,031
Artists and Related Workers, All Other	1	0	\$0	\$0	\$0
Assemblers and Fabricators, All Other	29	31	\$1,305,278	\$200	\$1,305,479
Athletes and Sports Competitors	51	49	\$1,007,754	\$0	\$1,007,754
Atmospheric, Earth, Marine, and Space Sciences Teachers, Postsecondary	1	1	\$19,276	\$0	\$19,276
Audio and Video Equipment Technicians	1	2	\$22,341	\$0	\$22,341
Automotive Body and Related Repairers	20	14	\$476,425	\$0	\$476,425
Automotive Glass Installers and Repairers	4	4	\$256,282	\$0	\$256,282
Automotive Service Technicians and Mechanics	91	93	\$3,592,783	\$399	\$3,593,182
Baggage Porters and Bellhops	5	5	\$148,117	\$0	\$148,117
Bailiffs, Correctional Officers, and Jailers	1	1	\$4,279	\$0	\$4,279
Bakers	9	14	\$81,106	\$0	\$81,106
Bartenders	7	5	\$76,432	\$0	\$76,432
Bill and Account Collectors	4	3	\$11,140	\$0	\$11,140
Billing and Posting Clerks and Machine Operators	2	2	\$16,287	\$0	\$16,287

FILES WITH AWARDS

	Entered	Terminated	Compensation	Cost of Living	Total
Bindery Workers	3	3	\$260,135	\$0	\$260,135
Biochemists and Biophysicists	1	1	\$14,688	\$0	\$14,688
Boilermakers	3	2	\$186,861	\$0	\$186,861
Bookkeeping, Accounting, and Auditing Clerks	16	16	\$196,780	\$0	\$196,780
Brickmasons and Blockmasons	19	16	\$1,463,650	\$0	\$1,463,650
Brickmasons, Blockmasons, and Stonemasons	1	1	\$3,173	\$0	\$3,173
Brokerage Clerks	1	1	\$3,663	\$0	\$3,663
Building Cleaning and Pest Control Workers	2	2	\$7,688	\$0	\$7,688
Building Cleaning Workers	3	2	\$13,277	\$0	\$13,277
Building Cleaning Workers, All Other	1	0	\$0	\$0	\$0
Bus and Truck Mechanics and Diesel Engine Specialists	7	5	\$226,041	\$0	\$226,041
Bus Drivers	1	1	\$500	\$0	\$500
Bus Drivers, School	53	49	\$1,044,265	\$1,067	\$1,045,333
Bus Drivers, Transit and Intercity	49	41	\$691,632	\$0	\$691,632
Butchers and Meat Cutters	12	13	\$257,192	\$0	\$257,192
Cabinetmakers and Bench Carpenters	8	8	\$55,146	\$0	\$55,146
Cardiovascular Technologists and Technicians	1	0	\$0	\$0	\$0
Cargo and Freight Agents	10	10	\$633,560	\$0	\$633,560
Carpenters	204	203	\$10,880,393	\$0	\$10,880,393
Carpet Installers	4	4	\$191,454	\$0	\$191,454
Cashiers	76	76	\$1,503,235	\$0	\$1,503,235
Cement Masons and Concrete Finishers	20	22	\$623,485	\$0	\$623,485
Chefs and Head Cooks	16	15	\$722,376	\$0	\$722,376
Chemical Equipment Operators and Tenders	2	2	\$344,218	\$0	\$344,218
Chemists	1	1	\$391	\$0	\$391
Chief Executives	16	17	\$591,871	\$0	\$591,871
Child Care Workers	11	7	\$78,430	\$0	\$78,430
Child, Family, and School Social Workers	1	1	\$6,500	\$0	\$6,500
Civil Engineering Technicians	1	1	\$105,023	\$0	\$105,023
Civil Engineers	3	2	\$54,880	\$0	\$54,880
Claims Adjusters, Examiners, and Investigators	1	2	\$32,215	\$0	\$32,215
Cleaners of Vehicles and Equipment	11	10	\$173,109	\$0	\$173,109
Clergy	3	3	\$28,292	\$0	\$28,292
Clerical Workers	47	65	\$5,843,484	\$1,206	\$5,844,690
Clinical, Counseling, and School Psychologists	1	1	\$4,763	\$0	\$4,763

FILES WITH AWARDS

	Entered	Terminated	Compensation	Cost of Living	Total
Coaches and Scouts	7	6	\$78,540	\$0	\$78,540
Coating, Painting, and Spraying Machine Setters, Operators, and Tenders	1	1	\$115,013	\$0	\$115,013
Coin, Vending, and Amusement Machine Servicers and Repairers	2	2	\$99,306	\$0	\$99,306
Combined Food Preparation and Serving Workers, Including Fast Food	35	42	\$560,216	\$0	\$560,216
Commercial Pilots	2	3	\$17,502	\$0	\$17,502
Community and Social Service Specialists, All Other	0	1	\$23,779	\$0	\$23,779
Compliance Officers, Except Agriculture, Construction, Health and Safety, and Transportation	1	1	\$26,463	\$0	\$26,463
Computer and Information Scientists, Research	1	1	\$8,883	\$0	\$8,883
Computer Hardware Engineers	1	1	\$96,395	\$0	\$96,395
Computer Operators	2	2	\$45,095	\$0	\$45,095
Computer Programmers	1	2	\$13,521	\$0	\$13,521
Computer Specialists, All Other	0	1	\$49,527	\$0	\$49,527
Computer Support Specialists	2	1	\$20,115	\$0	\$20,115
Computer Systems Analysts	1	3	\$113,449	\$0	\$113,449
Concierges	2	2	\$25,213	\$0	\$25,213
Construction and Building Inspectors	4	3	\$70,827	\$0	\$70,827
Construction and Related Workers, All Other	30	28	\$1,058,588	\$0	\$1,058,588
Construction Laborers	173	179	\$4,910,420	\$0	\$4,910,420
Construction Managers	78	71	\$4,243,032	\$1,182	\$4,244,214
Continuous Mining Machine Operators	7	7	\$502,777	\$0	\$502,777
Cooks	5	5	\$37,278	\$0	\$37,278
Cooks and Food Preparation Workers	2	2	\$13,334	\$0	\$13,334
Cooks, All Other	17	18	\$263,096	\$0	\$263,096
Cooks, Fast Food	16	14	\$126,264	\$0	\$126,264
Cooks, Institution and Cafeteria	17	17	\$193,877	\$0	\$193,877
Cooks, Restaurant	50	49	\$1,541,026	\$0	\$1,541,026
Cooks, Short Order	2	0	\$0	\$0	\$0
Correctional Officers and Jailers	46	42	\$514,103	\$0	\$514,103
Cost Estimators	3	4	\$84,317	\$0	\$84,317
Counselors, All Other	13	9	\$245,888	\$0	\$245,888
Counter and Rental Clerks	2	2	\$279,187	\$0	\$279,187
Counter Attendants, Cafeteria, Food Concession, and Coffee Shop	4	5	\$46,125	\$0	\$46,125

FILES WITH AWARDS

	Entered	Terminated	Compensation	Cost of Living	Total
Couriers and Messengers	10	12	\$137,264	\$0	\$137,264
Court Reporters	1	0	\$0	\$0	\$0
Craftsmen	255	316	\$46,975,405	\$34,910	\$47,010,315
Crane and Tower Operators	12	9	\$405,416	\$0	\$405,416
Credit Analysts	0	1	\$466	\$0	\$466
Credit Authorizers, Checkers, and Clerks	1	1	\$7,850	\$0	\$7,850
Crossing Guards	1	1	\$1,154	\$0	\$1,154
Crushing, Grinding, and Polishing Machine Setters, Operators, and Tenders	2	2	\$16,323	\$0	\$16,323
Customer Service Representatives	67	75	\$1,644,686	\$0	\$1,644,686
Cutting and Slicing Machine Setters, Operators, and Tenders	2	3	\$48,943	\$0	\$48,943
Cutting, Punching, and Press Machine Setters, Operators, and Tenders, Metal and Plastic	4	4	\$117,953	\$0	\$117,953
Data Entry Keyers	1	0	\$0	\$0	\$0
Dental Assistants	8	7	\$191,081	\$0	\$191,081
Dental Hygienists	2	3	\$55,206	\$0	\$55,206
Detectives and Criminal Investigators	2	2	\$57,029	\$0	\$57,029
Dietetic Technicians	5	6	\$19,550	\$0	\$19,550
Dietitians and Nutritionists	2	1	\$1,971	\$0	\$1,971
Dining Room and Cafeteria Attendants and Bartender Helpers	6	5	\$25,309	\$0	\$25,309
Directors, Religious Activities and Education	1	1	\$2,944	\$0	\$2,944
Dishwashers	1	1	\$2,258	\$0	\$2,258
Dishwashers	24	23	\$277,865	\$0	\$277,865
Dispatchers, Except Police, Fire, and Ambulance	3	1	\$30,294	\$0	\$30,294
Drafters, All Other	1	1	\$43,530	\$0	\$43,530
Drilling and Boring Machine Tool Setters, Operators, and Tenders, Metal and Plastic	0	2	\$13,271	\$0	\$13,271
Driver/Sales Workers	25	24	\$1,375,838	\$0	\$1,375,838
Drywall and Ceiling Tile Installers	20	16	\$1,054,048	\$0	\$1,054,048
Earth Drillers, Except Oil and Gas	1	3	\$30,954	\$0	\$30,954
Education Administrators, Elementary and Secondary School	2	2	\$12,277	\$0	\$12,277
Education Administrators, Postsecondary	3	3	\$14,564	\$0	\$14,564

FILES WITH AWARDS

	Entered	Terminated	Compensation	Cost of Living	Total
Education Administrators, Preschool and Child Care Center/Program	2	2	\$3,354	\$0	\$3,354
Education Teachers, Postsecondary	17	20	\$90,103	\$0	\$90,103
Education, Training, and Library Workers, All Other	1	1	\$5,000	\$0	\$5,000
Educational, Vocational, and School Counselors	3	4	\$55,629	\$0	\$55,629
Electrical and Electronic Engineering Technicians	2	1	\$10,000	\$0	\$10,000
Electrical and Electronic Equipment Assemblers	1	1	\$144,344	\$0	\$144,344
Electrical and Electronic Equipment Mechanics, Installers, and Repairers	1	1	\$28,393	\$0	\$28,393
Electrical and Electronics Installers and Repairers, Transportation Equipment	1	1	\$2,015	\$0	\$2,015
Electrical and Electronics Repairers, Commercial and Industrial Equipment	6	6	\$467,744	\$0	\$467,744
Electrical and Electronics Repairers, Powerhouse, Substation, and Relay	3	2	\$66,616	\$193	\$66,809
Electrical Engineers	0	1	\$21,398	\$0	\$21,398
Electrical Power-Line Installers and Repairers	7	7	\$122,525	\$0	\$122,525
Electricians	1	1	\$27,474	\$0	\$27,474
Electricians	125	121	\$4,144,484	\$0	\$4,144,484
Electronic Equipment Installers and Repairers, Motor Vehicles	2	1	\$41,616	\$813	\$42,429
Electronic Home Entertainment Equipment Installers and Repairers	1	3	\$79,365	\$0	\$79,365
Eligibility Interviewers, Government Programs	1	1	\$55,396	\$0	\$55,396
Emergency Management Specialists	7	6	\$11,504	\$0	\$11,504
Emergency Medical Technicians and Paramedics	14	14	\$250,316	\$0	\$250,316
Engine and Other Machine Assemblers	2	0	\$0	\$0	\$0
Engineering Managers	1	1	\$43,398	\$0	\$43,398
Engineering Technicians, Except Drafters, All Other	1	1	\$18,295	\$0	\$18,295
Engineers, All Other	7	6	\$62,382	\$0	\$62,382
English Language and Literature Teachers, Postsecondary	1	0	\$0	\$0	\$0
Entertainers and Performers, Sports and Related Workers	2	2	\$36,229	\$0	\$36,229
Environmental Engineers	2	2	\$39,675	\$0	\$39,675

	Entered	Terminated	Compensation	Cost of Living	Total
Excavating and Loading Machine and Dragline Operators	2	1	\$0	\$0	\$0
Executive Secretaries and Administrative Assistants	29	27	\$234,469	\$0	\$234,469
Explosives Workers, Ordnance Handling Experts, and Blasters	2	1	\$32,659	\$0	\$32,659
Extraction Workers, All Other	2	1	\$15,820	\$0	\$15,820
Extruding and Drawing Machine Setters, Operators, and Tenders, Metal and Plastic	0	1	\$1,042	\$0	\$1,042
Extruding, Forming, Pressing, and Compacting Machine Setters, Operators, and Tenders	1	1	\$56,363	\$0	\$56,363
Fallers	1	1	\$20,000	\$0	\$20,000
Family and General Practitioners	1	0	\$0	\$0	\$0
Farm Laborers & Foremen	1	7	\$548,393	\$0	\$548,393
Farm, Ranch, and Other Agricultural Managers	1	1	\$224	\$0	\$224
Farmers & Farm Managers	1	1	\$36,535	\$0	\$36,535
Farmers and Ranchers	1	1	\$12,617	\$0	\$12,617
Farmworkers and Laborers, Crop, Nursery, and Greenhouse	7	6	\$265,468	\$0	\$265,468
Farmworkers, Farm and Ranch Animals	6	8	\$267,430	\$0	\$267,430
Fence Erectors	1	0	\$0	\$0	\$0
File Clerks	3	2	\$5,489	\$0	\$5,489
Financial Analysts	2	0	\$0	\$0	\$0
Financial Examiners	0	1	\$2,194	\$0	\$2,194
Financial Managers	6	4	\$66,762	\$0	\$66,762
Fine Artists, Including Painters, Sculptors, and Illustrators	1	1	\$754	\$0	\$754
Fire Fighters	180	170	\$2,373,873	\$426	\$2,374,299
Fire Inspectors and Investigators	1	1	\$21,705	\$0	\$21,705
First-Line Supervisors/Managers of Construction Trades and Extraction Workers	3	4	\$130,911	\$0	\$130,911
First-Line Supervisors/Managers of Construction Trades and Extraction Workers	15	14	\$795,411	\$0	\$795,411
First-Line Supervisors/Managers of Correctional Officers	2	2	\$10,414	\$0	\$10,414
First-Line Supervisors/Managers of Farming, Fishing, and Forestry Workers	1	1	\$21,799	\$0	\$21,799

	Entered	Terminated	Compensation	Cost of Living	Total
First-Line Supervisors/Managers of Fire Fighting and Prevention Workers	6	9	\$135,403	\$0	\$135,403
First-Line Supervisors/Managers of Food Preparation and Serving Workers	22	16	\$525,344	\$47	\$525,392
First-Line Supervisors/Managers of Helpers, Laborers, and Material Movers, Hand	3	3	\$182,548	\$0	\$182,548
First-Line Supervisors/Managers of Housekeeping and Janitorial Workers	9	9	\$247,336	\$0	\$247,336
First-Line Supervisors/Managers of Landscaping, Lawn Service, and Groundskeeping Workers	7	6	\$214,500	\$0	\$214,500
First-Line Supervisors/Managers of Mechanics, Installers, and Repairers	5	7	\$758,599	\$0	\$758,599
First-Line Supervisors/Managers of Non-Retail Sales Workers	1	1	\$7,227	\$0	\$7,227
First-Line Supervisors/Managers of Office and Administrative Support Workers	6	7	\$125,874	\$0	\$125,874
First-Line Supervisors/Managers of Police and Detectives	5	4	\$89,606	\$0	\$89,606
First-Line Supervisors/Managers of Production and Operating Workers	13	11	\$314,047	\$0	\$314,047
First-Line Supervisors/Managers of Retail Sales Workers	59	49	\$1,152,866	\$0	\$1,152,866
First-Line Supervisors/Managers, Food Preparation and Serving Workers	2	2	\$10,918	\$0	\$10,918
First-Line Supervisors/Managers, Protective Service Workers, All Other	1	1	\$12,370	\$0	\$12,370
Fish and Game Wardens	1	0	\$0	\$0	\$0
Fitness Trainers and Aerobics Instructors	3	3	\$27,167	\$0	\$27,167
Flight Attendants	27	26	\$682,217	\$0	\$682,217
Floor Layers, Except Carpet, Wood, and Hard Tiles	5	6	\$290,597	\$0	\$290,597
Floor Sanders and Finishers	1	1	\$5,627	\$0	\$5,627

Floral Designers	6	5	\$49,891	\$0	\$49,891
------------------	---	---	----------	-----	----------

FILES WITH AWARDS

	Entered	Terminated	Compensation	Cost of Living	Total
Food and Beverage Serving Workers	9	9	\$25,354	\$0	\$25,354
Food and Tobacco Roasting, Baking, and Drying Machine Operators and Tenders	0	1	\$15,059	\$0	\$15,059
Food Batchmakers	2	3	\$13,051	\$0	\$13,051
Food Preparation and Serving Related Workers, All Other	2	2	\$46,075	\$0	\$46,075
Food Preparation Workers	75	77	\$859,015	\$0	\$859,015
Food Preparation Workers	3	1	\$10,000	\$0	\$10,000
Food Servers, Nonrestaurant	3	3	\$10,900	\$0	\$10,900
Food Service Managers	17	16	\$784,431	\$0	\$784,431
Foresters	1	1	\$269,540	\$0	\$269,540
Funeral Attendants	3	2	\$4,000	\$0	\$4,000
Funeral Directors	3	3	\$256,757	\$0	\$256,757
Furnace, Kiln, Oven, Drier, and Kettle Operators and Tenders	1	1	\$46,646	\$0	\$46,646
Furniture Finishers	4	3	\$260,587	\$0	\$260,587
Gaming and Sports Book Writers and Runners	1	1	\$8,124	\$0	\$8,124
Gaming Dealers	1	1	\$19,506	\$0	\$19,506
General and Operations Managers	142	136	\$4,145,426	\$50	\$4,145,476
Glaziers	10	10	\$226,077	\$0	\$226,077
Grinding and Polishing Workers, Hand	2	2	\$33,965	\$0	\$33,965
Hairdressers, Hairstylists, and Cosmetologists	9	8	\$286,942	\$0	\$286,942
Hazardous Materials Removal Workers	1	1	\$1,802	\$0	\$1,802
Health Technologists and Technicians, All Other	3	3	\$57,428	\$0	\$57,428
Healthcare Support Workers, All Other	3	3	\$32,205	\$0	\$32,205
Heat Treating Equipment Setters, Operators, and Tenders, Metal and Plastic	1	0	\$0	\$0	\$0
Heating, Air Conditioning, and Refrigeration Mechanics and Installers	55	56	\$1,564,967	\$0	\$1,564,967
Helpers, Construction Trades, All Other	8	10	\$280,958	\$932	\$281,890
Helpers--Brickmasons, Blockmasons, Stonemasons, and Tile and Marble Setters	1	1	\$77,227	\$0	\$77,227
Helpers--Carpenters	15	14	\$517,845	\$0	\$517,845
Helpers--Electricians	16	13	\$425,067	\$0	\$425,067
Helpers--Extraction Workers	2	2	\$207,134	\$0	\$207,134
Helpers--Installation, Maintenance, and Repair Workers	5	7	\$311,734	\$0	\$311,734

	Entered	Terminated	Compensation	Cost of Living	Total
Helpers--Painters, Paperhangers, Plasterers, and Stucco Masons	6	5	\$202,646	\$0	\$202,646
Helpers--Pipelayers, Plumbers, Pipefitters, and Steamfitters	14	16	\$536,055	\$0	\$536,055
Helpers--Production Workers	42	45	\$1,307,311	\$0	\$1,307,311
Helpers--Roofers	2	2	\$18,250	\$0	\$18,250
Highway Maintenance Workers	3	3	\$3,393	\$0	\$3,393
Hoist and Winch Operators	1	1	\$56,961	\$0	\$56,961
Home Appliance Repairers	2	2	\$385,663	\$0	\$385,663
Home Health Aides	15	13	\$245,094	\$0	\$245,094
Hosts and Hostesses, Restaurant, Lounge, and Coffee Shop	6	6	\$30,391	\$0	\$30,391
Hotel, Motel, and Resort Desk Clerks	4	4	\$15,321	\$0	\$15,321
Human Resources Assistants, Except Payroll and Timekeeping	1	2	\$10,024	\$0	\$10,024
Industrial Machinery Mechanics	5	6	\$259,626	\$0	\$259,626
Industrial Production Managers	1	2	\$18,248	\$0	\$18,248
Industrial Truck and Tractor Operators	39	35	\$985,921	\$169	\$986,090
Information and Record Clerks, All Other	1	1	\$34	\$0	\$34
Inspectors, Testers, Sorters, Samplers, and Weighers	5	5	\$39,135	\$0	\$39,135
Installation, Maintenance, and Repair Workers, All Other	8	11	\$256,736	\$0	\$256,736
Instructional Coordinators	1	1	\$7,927	\$0	\$7,927
Insulation Workers, Floor, Ceiling, and Wall	7	9	\$508,611	\$0	\$508,611
Insulation Workers, Mechanical	5	4	\$231,693	\$0	\$231,693
Insurance Appraisers, Auto Damage	1	1	\$10,417	\$0	\$10,417
Insurance Claims and Policy Processing Clerks	2	2	\$38,993	\$0	\$38,993
Insurance Sales Agents	2	4	\$78,825	\$0	\$78,825
Interior Designers	3	2	\$35,275	\$0	\$35,275
Interpreters and Translators	1	1	\$2,900	\$0	\$2,900
Interviewers, Except Eligibility and Loan	1	1	\$2,000	\$0	\$2,000
Janitors and Cleaners, Except Maids and Housekeeping Cleaners	130	128	\$5,918,675	\$0	\$5,918,675
Job Printers	1	2	\$2,361	\$0	\$2,361
Laborers and Freight, Stock, and Material Movers, Hand	109	99	\$2,282,302	\$0	\$2,282,302
Laborers and Material Movers, Hand	1	0	\$0	\$0	\$0
Laborers, Except Farm	158	202	\$19,525,100	\$0	\$19,525,100

FILES WITH AWARDS

	Entered	Terminated	Compensation	Cost of Living	Total
Landscaping and Groundskeeping Workers	84	79	\$1,312,690	\$874	\$1,313,564
Lathe and Turning Machine Tool Setters, Operators, and Tenders, Metal and Plastic	0	1	\$5,842	\$0	\$5,842
Laundry and Dry-Cleaning Workers	16	12	\$158,774	\$0	\$158,774
Lawyers	0	1	\$10,304	\$0	\$10,304
Lay-Out Workers, Metal and Plastic	1	2	\$26,758	\$0	\$26,758
Legal Secretaries	1	0	\$0	\$0	\$0
Librarians	2	2	\$14,441	\$0	\$14,441
Licensed Practical and Licensed Vocational Nurses	50	47	\$1,360,122	\$2,489	\$1,362,611
Lifeguards, Ski Patrol, and Other Recreational Protective Service Workers	5	5	\$5,306	\$0	\$5,306
Loading Machine Operators, Underground Mining	0	1	\$2,417	\$0	\$2,417
Loan Officers	1	2	\$50,274	\$0	\$50,274
Locksmiths and Safe Repairers	1	1	\$1,198	\$0	\$1,198
Lodging Managers	0	1	\$64,975	\$0	\$64,975
Log Graders and Scalers	0	2	\$23,089	\$0	\$23,089
Logging Equipment Operators	3	1	\$40,578	\$0	\$40,578
Logging Workers, All Other	6	6	\$225,675	\$0	\$225,675
Logisticians	1	1	\$2,057	\$0	\$2,057
Machinists	33	35	\$1,375,889	\$0	\$1,375,889
Maids and Housekeeping Cleaners	90	88	\$1,313,893	\$0	\$1,313,893
Mail Clerks and Mail Machine Operators, Except Postal Service	4	5	\$67,933	\$0	\$67,933
Maintenance and Repair Workers, General	225	207	\$5,276,232	\$1,240	\$5,277,471
Maintenance Workers, Machinery	4	4	\$223,374	\$0	\$223,374
Managers / Administrators	73	82	\$10,399,709	\$0	\$10,399,709
Managers, All Other	308	287	\$10,277,045	\$0	\$10,277,045
Manicurists and Pedicurists	1	1	\$3,527	\$0	\$3,527
Market Research Analysts	0	1	\$16,233	\$0	\$16,233
Marketing Managers	4	4	\$52,020	\$0	\$52,020
Marriage and Family Therapists	0	1	\$3,000	\$0	\$3,000
Massage Therapists	1	1	\$15,000	\$0	\$15,000
Material Moving Workers, All Other	4	4	\$339,136	\$0	\$339,136
Meat, Poultry, and Fish Cutters and Trimmers	1	2	\$8,397	\$0	\$8,397
Mechanical Door Repairers	2	2	\$33,341	\$0	\$33,341
Mechanical Engineers	6	6	\$661,008	\$0	\$661,008

FILES WITH AWARDS

	Entered	Terminated	Compensation	Cost of Living	Total
Medical and Clinical Laboratory Technicians	3	2	\$116,952	\$0	\$116,952
Medical and Clinical Laboratory Technologists	8	8	\$83,928	\$0	\$83,928
Medical and Health Services Managers	1	3	\$7,470	\$0	\$7,470
Medical and Public Health Social Workers	1	1	\$15,621	\$0	\$15,621
Medical Assistants	7	7	\$184,253	\$0	\$184,253
Medical Equipment Preparers	1	1	\$101,449	\$0	\$101,449
Medical Records and Health Information Technicians	0	1	\$1,070	\$0	\$1,070
Medical Secretaries	1	1	\$67,002	\$0	\$67,002
Medical Transcriptionists	1	1	\$6,500	\$0	\$6,500
Meeting and Convention Planners	1	2	\$44,283	\$0	\$44,283
Mental Health Counselors	10	10	\$125,394	\$0	\$125,394
Merchandise Displayers and Window Trimmers	7	6	\$341,585	\$0	\$341,585
Metal Workers and Plastic Workers, All Other	2	1	\$12,375	\$0	\$12,375
Meter Readers, Utilities	2	2	\$41,410	\$0	\$41,410
Military Officer Special and Tactical Operations Leaders/Managers, All Other	1	0	\$0	\$0	\$0
Milling and Planing Machine Setters, Operators, and Tenders, Metal and Plastic	1	1	\$1,500	\$0	\$1,500
Millwrights	13	16	\$907,697	\$0	\$907,697
Mine Cutting and Channeling Machine Operators	17	17	\$1,168,712	\$0	\$1,168,712
Mining Machine Operators, All Other	7	5	\$109,587	\$0	\$109,587
Miscellaneous Food Preparation and Serving Related Workers	1	1	\$736	\$0	\$736
Miscellaneous Food Processing Workers	1	1	\$3,103	\$0	\$3,103
Miscellaneous Motor Vehicle Operators	31	26	\$447,326	\$0	\$447,326
Mobile Heavy Equipment Mechanics, Except Engines	45	39	\$1,090,485	\$0	\$1,090,485
Model Makers, Wood	1	1	\$4,500	\$0	\$4,500
Molding, Coremaking, and Casting Machine Setters, Operators, and Tenders, Metal and Plastic	2	2	\$36,635	\$0	\$36,635
Motor Vehicle Operators, All Other	29	27	\$907,300	\$0	\$907,300
Motorboat Mechanics	1	1	\$23,256	\$0	\$23,256
Motorboat Operators	1	1	\$90,000	\$0	\$90,000
Motorcycle Mechanics	1	1	\$124	\$0	\$124

	Entered	Terminated	Compensation	Cost of Living	Total
Multiple Machine Tool Setters, Operators, and Tenders, Metal and Plastic	26	24	\$304,179	\$0	\$304,179
Musicians and Singers	1	1	\$50,000	\$0	\$50,000
Network and Computer Systems Administrators	2	2	\$30,390	\$0	\$30,390
Nonfarm Animal Caretakers	7	3	\$26,138	\$0	\$26,138
Nursing Aides, Orderlies, and Attendants	252	253	\$4,279,143	\$0	\$4,279,143
Occupational Health and Safety Specialists	1	2	\$69,032	\$0	\$69,032
Occupational Therapist Aides	1	1	\$15,603	\$0	\$15,603
Occupational Therapist Assistants	1	1	\$124,928	\$0	\$124,928
Occupational Therapists	3	1	\$112,100	\$0	\$112,100
Office and Administrative Support Workers, All Other	5	6	\$105,341	\$0	\$105,341
Office Clerks, General	32	27	\$875,733	\$0	\$875,733
Office Machine Operators, Except Computer	1	1	\$8,526	\$0	\$8,526
Operating Engineers and Other Construction Equipment Operators	61	55	\$1,863,528	\$0	\$1,863,528
Operatives, Except Transport	105	140	\$18,221,876	\$279	\$18,222,156
Opticians, Dispensing	1	0	\$0	\$0	\$0
Order Clerks	1	1	\$58	\$0	\$58
Other Food Preparation and Serving Related Workers	0	1	\$68	\$0	\$68
Other Management Occupations	1	1	\$76,435	\$0	\$76,435
Outdoor Power Equipment and Other Small Engine Mechanics	2	2	\$23,798	\$0	\$23,798
Packaging and Filling Machine Operators and Tenders	4	2	\$25,829	\$0	\$25,829
Packers and Packagers, Hand	14	15	\$216,138	\$0	\$216,138
Painters, Construction and Maintenance	85	82	\$3,101,538	\$0	\$3,101,538
Painters, Transportation Equipment	1	1	\$9,715	\$0	\$9,715
Painting, Coating, and Decorating Workers	3	3	\$84,326	\$0	\$84,326
Paper Goods Machine Setters, Operators, and Tenders	1	1	\$197,327	\$0	\$197,327
Paperhangers	0	1	\$31,314	\$0	\$31,314
Paralegals and Legal Assistants	3	3	\$33,649	\$0	\$33,649
Parking Enforcement Workers	0	1	\$907	\$0	\$907
Parking Lot Attendants	2	3	\$7,129	\$0	\$7,129
Parts Salespersons	1	1	\$44,947	\$0	\$44,947
Paving, Surfacing, and Tamping Equipment Operators	2	2	\$200,045	\$0	\$200,045

FILES WITH AWARDS

	Entered	Terminated	Compensation	Cost of Living	Total
Payroll and Timekeeping Clerks	2	2	\$41,527	\$0	\$41,527
Personal and Home Care Aides	13	12	\$199,809	\$0	\$199,809
Personal Care and Service Workers, All Other	2	2	\$10,732	\$0	\$10,732
Pest Control Workers	7	7	\$101,719	\$0	\$101,719
Pesticide Handlers, Sprayers, and Applicators, Vegetation	1	0	\$0	\$0	\$0
Pharmacists	1	1	\$20,828	\$0	\$20,828
Pharmacy Aides	1	1	\$3,128	\$0	\$3,128
Pharmacy Technicians	4	3	\$11,248	\$0	\$11,248
Photographers	4	4	\$884,750	\$0	\$884,750
Photographic Process Workers	1	1	\$69,941	\$0	\$69,941
Physical Therapists	7	6	\$94,792	\$68	\$94,860
Pile-Driver Operators	1	0	\$0	\$0	\$0
Pipelayers	10	11	\$562,649	\$0	\$562,649
Pipelayers, Plumbers, Pipefitters, and Steamfitters	1	1	\$14,653	\$0	\$14,653
Plant and System Operators, All Other	2	2	\$35,475	\$0	\$35,475
Plating and Coating Machine Setters, Operators, and Tenders, Metal and Plastic	1	0	\$0	\$0	\$0
Plumbers, Pipefitters, and Steamfitters	72	70	\$3,790,395	\$742	\$3,791,137
Police and Sheriff's Patrol Officers	290	279	\$4,330,533	\$0	\$4,330,533
Police Officers	1	1	\$2,071	\$0	\$2,071
Postal Service Clerks	2	2	\$63,546	\$0	\$63,546
Postal Service Mail Carriers	1	1	\$14,742	\$0	\$14,742
Postal Service Mail Sorters, Processors, and Processing Machine Operators	1	1	\$8,769	\$0	\$8,769
Postsecondary Teachers, All Other	1	2	\$146,684	\$0	\$146,684
Power Plant Operators	1	1	\$20,831	\$0	\$20,831
Preschool Teachers, Except Special Education	2	3	\$18,687	\$0	\$18,687
Pressers, Textile, Garment, and Related Materials	1	2	\$25,612	\$0	\$25,612
Printing Machine Operators	13	11	\$450,308	\$0	\$450,308
Producers and Directors	3	2	\$391,650	\$0	\$391,650
Production Occupations	2	1	\$16,000	\$0	\$16,000
Production Workers, All Other	257	259	\$9,496,842	\$3,015	\$9,499,857
Professional, Tech. Workers	46	62	\$8,863,279	\$974	\$8,864,253
Property, Real Estate, and Community Association Managers	3	3	\$50,504	\$0	\$50,504
Protective Service Workers, All Other	1	1	\$48,668	\$0	\$48,668

FILES WITH AWARDS

	Entered	Terminated	Compensation	Cost of Living	Total
Psychiatric Technicians	1	1	\$2,664	\$0	\$2,664
Purchasing Agents and Buyers, Farm Products	2	2	\$25,328	\$0	\$25,328
Purchasing Agents, Except Wholesale, Retail, and Farm Products	2	2	\$36,737	\$0	\$36,737
Radiologic Technologists and Technicians	6	6	\$251,626	\$0	\$251,626
Rail Transportation Workers, All Other	1	1	\$3,182	\$0	\$3,182
Railroad Brake, Signal, and Switch Operators	1	0	\$0	\$0	\$0
Railroad Conductors and Yardmasters	1	1	\$22,169	\$0	\$22,169
Rail-Track Laying and Maintenance Equipment Operators	0	1	\$91,446	\$0	\$91,446
Real Estate Sales Agents	1	1	\$13,364	\$0	\$13,364
Receptionists and Information Clerks	8	9	\$89,664	\$0	\$89,664
Recreation and Fitness Studies Teachers, Postsecondary	1	2	\$25,326	\$0	\$25,326
Recreation Workers	3	3	\$17,446	\$0	\$17,446
Refuse and Recyclable Material Collectors	22	25	\$577,759	\$0	\$577,759
Registered Nurses	125	114	\$3,734,186	\$0	\$3,734,186
Reinforcing Iron and Rebar Workers	2	2	\$105,367	\$0	\$105,367
Reservation and Transportation Ticket Agents and Travel Clerks	6	5	\$44,386	\$0	\$44,386
Residential Advisors	2	1	\$15,909	\$0	\$15,909
Respiratory Therapists	2	1	\$9,722	\$0	\$9,722
Respiratory Therapy Technicians	1	0	\$0	\$0	\$0
Retail Salespersons	176	166	\$4,623,857	\$1,386	\$4,625,242
Riggers	12	14	\$1,499,281	\$0	\$1,499,281
Rolling Machine Setters, Operators, and Tenders, Metal and Plastic	2	2	\$235,356	\$0	\$235,356
Roof Bolters, Mining	18	17	\$424,352	\$0	\$424,352
Roofers	38	35	\$1,675,910	\$0	\$1,675,910
Rotary Drill Operators, Oil and Gas	3	2	\$304,784	\$0	\$304,784
Sailors and Marine Oilers	2	2	\$13,654	\$0	\$13,654
Sales and Related Workers, All Other	14	13	\$529,566	\$0	\$529,566
Sales Managers	9	7	\$282,004	\$0	\$282,004
Sales Representatives, Services, All Other	25	22	\$583,469	\$0	\$583,469

	Entered	Terminated	Compensation	Cost of Living	Total
Sales Representatives, Wholesale and Manufacturing, Technical and Scientific Products	4	5	\$158,226	\$0	\$158,226
Sales Workers	29	30	\$3,671,797	\$0	\$3,671,797
Sawing Machine Setters, Operators, and Tenders, Wood	9	9	\$453,013	\$1,260	\$454,273
Secretaries and Administrative Assistants	1	1	\$4,536	\$0	\$4,536
Secretaries, Except Legal, Medical, and Executive	9	7	\$228,971	\$0	\$228,971
Security Guards	57	46	\$626,008	\$0	\$626,008
Separating, Filtering, Clarifying, Precipitating, and Still Machine Setters, Operators, and Tenders	2	1	\$17,452	\$0	\$17,452
Septic Tank Servicers and Sewer Pipe Cleaners	1	1	\$5,963	\$0	\$5,963
Service Station Attendants	1	1	\$472,122	\$0	\$472,122
Service Workers	196	289	\$28,966,956	\$56,182	\$29,023,139
Sewing Machine Operators	5	5	\$230,208	\$0	\$230,208
Sheet Metal Workers	41	35	\$1,064,037	\$0	\$1,064,037
Ship Engineers	1	1	\$15,750	\$0	\$15,750
Shipping, Receiving, and Traffic Clerks	19	20	\$568,909	\$0	\$568,909
Shoe Machine Operators and Tenders	1	1	\$4,692	\$0	\$4,692
Shuttle Car Operators	4	4	\$578,330	\$0	\$578,330
Skin Care Specialists	4	3	\$26,380	\$0	\$26,380
Slaughterers and Meat Packers	1	0	\$0	\$0	\$0
Social and Community Service Managers	1	1	\$13,289	\$0	\$13,289
Social and Human Service Assistants	1	1	\$7,500	\$0	\$7,500
Social Workers, All Other	2	1	\$10,938	\$0	\$10,938
Special Education Teachers, Preschool, Kindergarten, and Elementary School	2	2	\$34,022	\$0	\$34,022
Speech-Language Pathologists	0	1	\$6,184	\$0	\$6,184
Stock Clerks and Order Fillers	211	213	\$4,072,272	\$469	\$4,072,741
Stonemasons	5	5	\$274,878	\$0	\$274,878
Structural Iron and Steel Workers	22	15	\$1,518,005	\$0	\$1,518,005
Structural Metal Fabricators and Fitters	8	6	\$211,455	\$0	\$211,455
Substance Abuse and Behavioral Disorder Counselors	3	2	\$102,787	\$0	\$102,787
Subway and Streetcar Operators	3	3	\$37,254	\$0	\$37,254
Supervisors, Construction and Extraction Workers	2	1	\$15,000	\$0	\$15,000

FILES WITH AWARDS

	Entered	Terminated	Compensation	Cost of Living	Total
Supervisors, Food Preparation and Serving Workers	1	1	\$33,395	\$0	\$33,395
Surgical Technologists	6	6	\$433,433	\$0	\$433,433
Surveying and Mapping Technicians	1	2	\$85,417	\$0	\$85,417
Surveyors	6	6	\$838,256	\$0	\$838,256
Switchboard Operators, Including Answering Service	1	2	\$36,444	\$0	\$36,444
Tank Car, Truck, and Ship Loaders	8	9	\$45,466	\$0	\$45,466
Taxi Drivers and Chauffeurs	13	10	\$168,803	\$0	\$168,803
Teacher Assistants	41	42	\$657,395	\$0	\$657,395
Teachers and Instructors, All Other	106	101	\$1,588,800	\$0	\$1,588,800
Team Assemblers	21	17	\$157,059	\$0	\$157,059
Technical Writers	1	1	\$15,253	\$0	\$15,253
Telecommunications Equipment Installers and Repairers, Except Line Installers	7	7	\$470,075	\$0	\$470,075
Telecommunications Line Installers and Repairers	19	19	\$868,433	\$0	\$868,433
Telemarketers	1	1	\$239	\$0	\$239
Tellers	7	8	\$237,482	\$0	\$237,482
Textile Knitting and Weaving Machine Setters, Operators, and Tenders	2	2	\$136,324	\$0	\$136,324
Textile Winding, Twisting, and Drawing Out Machine Setters, Operators, and Tenders	3	2	\$136,392	\$0	\$136,392
Therapists, All Other	4	5	\$56,700	\$0	\$56,700
Tile and Marble Setters	0	1	\$6,608	\$0	\$6,608
Tire Builders	7	5	\$18,709	\$0	\$18,709
Tire Repairers and Changers	11	11	\$198,305	\$0	\$198,305
Traffic Technicians	1	1	\$16,176	\$0	\$16,176
Training and Development Managers	1	1	\$17,339	\$0	\$17,339
Training and Development Specialists	2	1	\$25,600	\$0	\$25,600
Transport Equip. Operators	113	142	\$13,983,369	\$38	\$13,983,408
Transportation Attendants, Except Flight Attendants and Baggage Porters	6	5	\$50,841	\$0	\$50,841
Transportation Workers, All Other	14	13	\$369,667	\$0	\$369,667
Transportation, Storage, and Distribution Managers	7	8	\$274,806	\$0	\$274,806
Travel Agents	1	1	\$5,734	\$0	\$5,734
Tree Trimmers and Pruners	13	11	\$386,200	\$0	\$386,200
Truck Drivers, Heavy and Tractor-Trailer	454	405	\$20,606,009	\$3,636	\$20,609,644

FILES WITH AWARDS

	Entered	Terminated	Compensation	Cost of Living	Total
Truck Drivers, Light or Delivery Services	154	145	\$5,852,346	\$7,022	\$5,859,368
Unknown, Unreported	3,409	3,276	\$116,663,908	\$50,499	\$116,714,407
Upholsterers	1	1	\$175,773	\$0	\$175,773
Veterinarians	2	2	\$1,110	\$0	\$1,110
Veterinary Assistants and Laboratory Animal Caretakers	6	8	\$108,316	\$0	\$108,316
Veterinary Technologists and Technicians	3	1	\$19,201	\$0	\$19,201
Waiters and Waitresses	62	62	\$955,885	\$0	\$955,885
Water and Liquid Waste Treatment Plant and System Operators	6	5	\$234,022	\$0	\$234,022
Welders, Cutters, Solderers, and Brazers	95	95	\$3,973,609	\$336	\$3,973,945
Welding, Soldering, and Brazing Machine Setters, Operators, and Tenders	1	1	\$18,094	\$0	\$18,094
Wholesale and Retail Buyers, Except Farm Products	2	2	\$110,221	\$0	\$110,221
Woodworkers, All Other	1	1	\$9,515	\$0	\$9,515
Woodworking Machine Setters, Operators, and Tenders, Except Sawing	3	4	\$189,230	\$0	\$189,230
Zoologists and Wildlife Biologists	0	1	\$53,463	\$0	\$53,463
Total:	11,752	11,632	\$490,371,351	\$172,103	\$490,543,454

	Entered	Terminated	Compensation	Cost of Living	Total
Industry:					
Accounting, Tax Preparation, Bookkeeping, and Payroll Services	1	1	\$10,297	\$0	\$10,297
Activities Related to Credit Intermediation	3	4	\$43,064	\$0	\$43,064
Activities Related to Real Estate	26	25	\$878,919	\$0	\$878,919
Administration of Economic Programs	9	8	\$131,733	\$0	\$131,733
Administration of Housing Programs, Urban Planning, and Community Development	1	2	\$92,675	\$0	\$92,675
Administration of Human Resource Programs	0	1	\$878	\$0	\$878
Advertising and Related Services	2	3	\$147,148	\$0	\$147,148
Aerospace Product and Parts Manufacturing	6	5	\$430,289	\$0	\$430,289
Agencies, Brokerages, and Other Insurance Related Activities	4	4	\$198,160	\$0	\$198,160
Agents and Managers for Artists, Athletes, Entertainers, and Other Public Figures	1	0	\$0	\$0	\$0
Agriculture Production	5	9	\$600,755	\$0	\$600,755
Agriculture Service	2	1	\$188,992	\$0	\$188,992
Agriculture, Construction, and Mining Machinery Manufacturing	9	10	\$213,724	\$0	\$213,724
Alumina and Aluminum Production and Processing	5	7	\$307,993	\$0	\$307,993
Amusement Parks and Arcades	6	6	\$59,196	\$0	\$59,196
Animal Food Manufacturing	1	1	\$19,577	\$0	\$19,577
Animal Slaughtering and Processing	80	79	\$1,659,085	\$0	\$1,659,085
Apparel Accessories and Other Apparel Manufacturing	3	3	\$115,151	\$0	\$115,151
Apparel, Piece Goods, and Notions Merchant Wholesalers	2	2	\$2,567	\$0	\$2,567
Architectural and Structural Metals Manufacturing	14	15	\$555,187	\$0	\$555,187
Architectural, Engineering, and Related Services	16	20	\$1,213,972	\$0	\$1,213,972
Automobile Dealers	75	69	\$2,505,052	\$0	\$2,505,052
Automotive Equipment Rental and Leasing	18	16	\$218,747	\$0	\$218,747
Automotive Mechanical and Electrical Repair and Maintenance	1	0	\$0	\$0	\$0
Automotive Parts, Accessories, and Tire Stores	30	27	\$783,854	\$0	\$783,854
Automotive Repair and Maintenance	65	56	\$2,667,279	\$0	\$2,667,279

	Entered	Terminated	Compensation	Cost of Living	Total
Bakeries and Tortilla Manufacturing	18	17	\$783,494	\$0	\$783,494
Basic Chemical Manufacturing	1	3	\$16,081	\$0	\$16,081
Beer, Wine, and Distilled Alcoholic Beverage Merchant Wholesalers	3	4	\$264,840	\$0	\$264,840
Beer, Wine, and Liquor Stores	1	1	\$2,614	\$0	\$2,614
Beverage Manufacturing	41	46	\$1,603,071	\$0	\$1,603,071
Boiler, Tank, and Shipping Container Manufacturing	1	2	\$9,031	\$0	\$9,031
Book, Periodical, and Music Stores	4	3	\$4,321	\$0	\$4,321
Building Construction	3	5	\$614,682	\$0	\$614,682
Building Equipment Contractors	354	334	\$12,233,514	\$649	\$12,234,162
Building Finishing Contractors	112	112	\$4,653,817	\$0	\$4,653,817
Building Material and Supplies Dealers	132	125	\$2,869,869	\$0	\$2,869,869
Business Services	72	94	\$12,473,624	\$0	\$12,473,624
Business Support Services	14	9	\$257,112	\$0	\$257,112
Business, Professional, Labor, Political, and Similar Organizations	3	4	\$19,005	\$0	\$19,005
Cable and Other Program Distribution	9	10	\$112,791	\$0	\$112,791
Cable and Other Subscription Programming	8	11	\$584,305	\$0	\$584,305
Cattle Ranching and Farming	8	8	\$200,224	\$0	\$200,224
Cement and Concrete Product Manufacturing	24	20	\$1,135,708	\$5,083	\$1,140,791
Chemical and Allied Products Merchant Wholesalers	2	2	\$104,374	\$0	\$104,374
Chemical Products	1	2	\$442,655	\$0	\$442,655
Child Day Care Services	24	22	\$222,719	\$0	\$222,719
Civic and Social Organizations	8	6	\$73,393	\$0	\$73,393
Clay Product and Refractory Manufacturing	2	1	\$875	\$0	\$875
Clothing Stores	26	30	\$570,735	\$0	\$570,735
Coal Mining	149	142	\$7,211,575	\$932	\$7,212,508
Coal Mining	30	42	\$9,309,610	\$0	\$9,309,610
Coating, Engraving, Heat Treating, and Allied Activities	1	1	\$13,264	\$0	\$13,264
Colleges, Universities, and Professional Schools	82	76	\$934,748	\$121	\$934,869
Commercial and Industrial Machinery and Equipment (except Automotive and Electronic) Repair and Maintenance	15	13	\$452,589	\$0	\$452,589
Commercial and Industrial Machinery and Equipment Rental and Leasing	9	10	\$421,108	\$0	\$421,108

FILES WITH AWARDS

	Entered	Terminated	Compensation	Cost of Living	Total
Commercial and Service Industry Machinery Manufacturing	4	5	\$55,421	\$0	\$55,421
Communications	12	14	\$1,999,532	\$9,524	\$2,009,056
Communications Equipment Manufacturing	2	1	\$7,018	\$0	\$7,018
Community Care Facilities for the Elderly	10	11	\$269,939	\$0	\$269,939
Community Food and Housing, and Emergency and Other Relief Services	9	8	\$376,056	\$0	\$376,056
Computer and Peripheral Equipment Manufacturing	3	2	\$42,879	\$0	\$42,879
Computer Systems Design and Related Services	16	17	\$321,807	\$0	\$321,807
Construction - NEC	75	84	\$11,472,638	\$11,376	\$11,484,014
Consumer Goods Rental	8	6	\$107,195	\$0	\$107,195
Converted Paper Product Manufacturing	23	26	\$1,852,253	\$0	\$1,852,253
Couriers	33	36	\$1,532,637	\$1,004	\$1,533,641
Cut and Sew Apparel Manufacturing	3	3	\$37,041	\$0	\$37,041
Dairy Product Manufacturing	7	6	\$277,394	\$0	\$277,394
Data Processing, Hosting, and Related Services	1	1	\$14,888	\$0	\$14,888
Death Care Services	7	6	\$292,299	\$0	\$292,299
Deep Sea, Coastal, and Great Lakes Water Transportation	2	2	\$196,282	\$0	\$196,282
Department Stores	193	176	\$3,339,892	\$1,386	\$3,341,277
Depository Credit Intermediation	27	32	\$653,315	\$0	\$653,315
Direct Selling Establishments	3	3	\$21,295	\$0	\$21,295
Drinking Places (Alcoholic Beverages)	1	1	\$1,075	\$0	\$1,075
Drugs and Druggists' Sundries Merchant Wholesalers	2	2	\$44,455	\$0	\$44,455
Drycleaning and Laundry Services	18	20	\$426,320	\$0	\$426,320
Education	40	56	\$5,105,405	\$0	\$5,105,405
Educational Support Services	1	1	\$56,209	\$0	\$56,209
Electric Power Generation, Transmission and Distribution	13	15	\$859,413	\$0	\$859,413
Electrical and Electronic Goods Merchant Wholesalers	1	0	\$0	\$0	\$0
Electrical Equipment Manufacturing	6	6	\$320,754	\$0	\$320,754
Electronic and Precision Equipment Repair and Maintenance	4	2	\$228,646	\$0	\$228,646
Electronic Shopping and Mail-Order Houses	9	9	\$86,228	\$1,493	\$87,720
Electronics and Appliance Stores	9	9	\$361,786	\$0	\$361,786

	Entered	Terminated	Compensation	Cost of Living	Total
Elementary and Secondary Schools	405	387	\$5,178,794	\$1,115	\$5,179,909
Employment Services	137	130	\$3,956,147	\$0	\$3,956,147
Engine, Turbine, and Power Transmission Equipment Manufacturing	1	2	\$74,638	\$0	\$74,638
Engineering	6	6	\$502,989	\$0	\$502,989
Entertainment	2	2	\$46,352	\$0	\$46,352
Executive, Legislative, and Other General Government Support	608	592	\$6,318,229	\$1,810	\$6,320,040
Fabric Mills	5	6	\$241,502	\$0	\$241,502
Facilities Support Services	3	2	\$10,049	\$0	\$10,049
Farm Product Raw Material Merchant Wholesalers	1	1	\$91,386	\$0	\$91,386
Fiber, Yarn, and Thread Mills	0	1	\$8,015	\$0	\$8,015
Finance	7	9	\$1,689,769	\$0	\$1,689,769
Florists	9	8	\$170,733	\$0	\$170,733
Food Products	34	41	\$5,486,139	\$0	\$5,486,139
Footwear Manufacturing	1	1	\$4,692	\$0	\$4,692
Forestry	3	3	\$363,023	\$0	\$363,023
Foundation, Structure, and Building Exterior Contractors	162	144	\$7,990,451	\$0	\$7,990,451
Foundries	3	2	\$19,553	\$0	\$19,553
Freight Transportation Arrangement	0	1	\$14,176	\$0	\$14,176
Fruit and Tree Nut Farming	2	2	\$51,974	\$0	\$51,974
Fruit and Vegetable Preserving and Specialty Food Manufacturing	2	2	\$118,593	\$0	\$118,593
Full-Service Restaurants	185	189	\$3,438,211	\$0	\$3,438,211
Furniture and Home Furnishing Merchant Wholesalers	11	10	\$178,006	\$0	\$178,006
Furniture Fixtures	5	10	\$1,168,779	\$0	\$1,168,779
Furniture Stores	30	27	\$1,500,989	\$0	\$1,500,989
Gasoline Stations	40	37	\$1,451,452	\$0	\$1,451,452
General Construction	6	9	\$2,277,641	\$0	\$2,277,641
General Freight Trucking	204	175	\$6,302,003	\$3,636	\$6,305,638
General Medical and Surgical Hospitals	354	343	\$6,387,326	\$1,674	\$6,388,999
Glass and Glass Product Manufacturing	7	7	\$199,168	\$0	\$199,168
Grantmaking and Giving Services	3	2	\$262,895	\$0	\$262,895
Greenhouse, Nursery, and Floriculture Production	10	8	\$107,604	\$0	\$107,604
Grocery and Related Product Wholesalers	12	12	\$675,544	\$0	\$675,544
Grocery Stores	302	285	\$5,538,957	\$0	\$5,538,957

FILES WITH AWARDS

	Entered	Terminated	Compensation	Cost of Living	Total
Hardware Manufacturing	1	1	\$36,849	\$0	\$36,849
Hardware, and Plumbing and Heating Equipment and Supplies Merchant Wholesalers	2	2	\$130,203	\$0	\$130,203
Health and Personal Care Stores	17	16	\$458,337	\$0	\$458,337
Health Services	73	84	\$10,497,990	\$12,750	\$10,510,739
Highway, Street, and Bridge Construction	36	37	\$2,334,339	\$0	\$2,334,339
Home Furnishings Stores	4	6	\$98,327	\$0	\$98,327
Home Health Care Services	45	41	\$1,142,255	\$0	\$1,142,255
Horticulture	12	14	\$1,081,700	\$0	\$1,081,700
Household and Institutional Furniture and Kitchen Cabinet Manufacturing	21	18	\$519,368	\$0	\$519,368
Individual and Family Services	16	14	\$743,547	\$0	\$743,547
Industrial Machinery Manufacturing	3	4	\$107,798	\$0	\$107,798
Insurance	5	5	\$89,597	\$0	\$89,597
Insurance Carriers	16	17	\$433,319	\$0	\$433,319
Internet Publishing and Broadcasting	1	1	\$3,518	\$0	\$3,518
Internet Service Providers and Web Search Portals	1	1	\$65,803	\$0	\$65,803
Interurban and Rural Bus Transportation	5	6	\$161,153	\$0	\$161,153
Investigation and Security Services	38	36	\$876,839	\$0	\$876,839
Iron and Steel Mills and Ferroalloy Manufacturing	4	4	\$147,772	\$0	\$147,772
Jewelry, Luggage, and Leather Goods Stores	1	1	\$6,309	\$0	\$6,309
Junior Colleges	1	1	\$7,495	\$0	\$7,495
Justice, Public Order, and Safety Activities	498	481	\$7,212,689	\$426	\$7,213,115
Land Subdivision	0	1	\$34,730	\$0	\$34,730
Lawn and Garden Equipment and Supplies Stores	4	4	\$54,143	\$0	\$54,143
Leather and Hide Tanning and Finishing	1	1	\$116,395	\$0	\$116,395
Legal Services	4	5	\$26,167	\$0	\$26,167
Legal Services	1	1	\$81,771	\$0	\$81,771
Lessors of Real Estate	16	16	\$850,943	\$0	\$850,943
Limited-Service Eating Places	127	126	\$2,004,181	\$0	\$2,004,181
Local Government	59	92	\$9,047,130	\$22,705	\$9,069,835
Local Messengers and Local Delivery	66	61	\$2,233,170	\$0	\$2,233,170
Logging	20	20	\$699,952	\$0	\$699,952
Lumber and Other Construction Materials Merchant Wholesalers	8	10	\$169,414	\$0	\$169,414

FILES WITH AWARDS

	Entered	Terminated	Compensation	Cost of Living	Total
Machine Shops; Turned Product; and Screw, Nut, and Bolt Manufacturing	8	8	\$212,907	\$0	\$212,907
Machinery - Electric	4	6	\$862,982	\$0	\$862,982
Machinery - Non-Electric	1	1	\$15,014	\$0	\$15,014
Management of Companies and Enterprises	1	1	\$20,000	\$0	\$20,000
Management, Scientific, and Technical Consulting Services	5	5	\$325,420	\$0	\$325,420
Medical and Diagnostic Laboratories	4	4	\$293,590	\$0	\$293,590
Medical Equipment and Supplies Manufacturing	3	4	\$23,637	\$0	\$23,637
Metal and Mineral (except Petroleum) Merchant Wholesalers	3	4	\$181,554	\$0	\$181,554
Metal Products	10	12	\$2,526,322	\$0	\$2,526,322
Metalworking Machinery Manufacturing	1	0	\$0	\$0	\$0
Miscellaneous - NEC	5	6	\$545,402	\$0	\$545,402
Miscellaneous Durable Goods Merchant Wholesalers	13	12	\$322,792	\$0	\$322,792
Miscellaneous Manufacturing	43	51	\$6,430,834	\$0	\$6,430,834
Miscellaneous Nondurable Goods Merchant Wholesalers	4	6	\$82,292	\$0	\$82,292
Monetary Authorities - Central Bank	11	8	\$331,551	\$0	\$331,551
Motion Picture and Video Industries	4	1	\$27,010	\$0	\$27,010
Motor Vehicle and Motor Vehicle Parts and Supplies Merchant Wholesalers	9	10	\$652,862	\$0	\$652,862
Motor Vehicle Body and Trailer Manufacturing	26	18	\$630,767	\$0	\$630,767
Motor Vehicle Manufacturing	7	8	\$207,533	\$0	\$207,533
Motor Vehicle Parts Manufacturing	7	9	\$202,115	\$0	\$202,115
Museums, Historical Sites, and Similar Institutions	12	10	\$216,632	\$0	\$216,632
Natural Gas Distribution	5	4	\$209,068	\$0	\$209,068
Navigational, Measuring, Electromedical, and Control Instruments Manufacturing	4	5	\$79,275	\$0	\$79,275
Newspaper, Periodical, Book, and Directory Publishers	15	14	\$366,801	\$0	\$366,801
Nondepository Credit Intermediation	7	9	\$115,561	\$0	\$115,561
Nonmetallic Mineral Mining and Quarrying	8	6	\$400,771	\$0	\$400,771
Non-Metallic Mining	1	3	\$741,977	\$0	\$741,977
Non-Profit	8	8	\$481,834	\$0	\$481,834
Nonresidential Building Construction	238	239	\$14,090,075	\$25,775	\$14,115,850

FILES WITH AWARDS

	Entered	Terminated	Compensation	Cost of Living	Total
Nonscheduled Air Transportation	2	1	\$324,849	\$0	\$324,849
Nursing Care Facilities	167	161	\$2,984,186	\$2,489	\$2,986,675
Office Administrative Services	5	4	\$6,551	\$0	\$6,551
Office Furniture (including Fixtures) Manufacturing	5	4	\$44,504	\$0	\$44,504
Office Supplies, Stationery, and Gift Stores	9	9	\$467,383	\$0	\$467,383
Offices of Dentists	8	9	\$264,567	\$0	\$264,567
Offices of Other Health Practitioners	8	9	\$81,290	\$0	\$81,290
Offices of Physicians	32	31	\$941,507	\$0	\$941,507
Offices of Real Estate Agents and Brokers	11	11	\$666,625	\$0	\$666,625
Oil & Gas Drilling	3	3	\$659,653	\$974	\$660,627
Oil and Gas Extraction	4	5	\$390,550	\$0	\$390,550
Other Ambulatory Health Care Services	9	11	\$150,244	\$0	\$150,244
Other Amusement and Recreation Industries	45	45	\$1,086,145	\$0	\$1,086,145
Other Animal Production	2	3	\$24,526	\$0	\$24,526
Other Building Equipment Contractors	1	1	\$28,500	\$0	\$28,500
Other Chemical Product and Preparation Manufacturing	4	4	\$149,574	\$0	\$149,574
Other Electrical Equipment and Component Manufacturing	1	1	\$32,017	\$0	\$32,017
Other Fabricated Metal Product Manufacturing	5	5	\$134,631	\$0	\$134,631
Other Financial Investment Activities	1	1	\$2,806	\$0	\$2,806
Other Food Manufacturing	25	25	\$993,518	\$0	\$993,518
Other Furniture Related Product Manufacturing	1	1	\$15,312	\$0	\$15,312
Other General Merchandise Stores	69	62	\$653,423	\$50	\$653,473
Other General Purpose Machinery Manufacturing	5	5	\$454,687	\$0	\$454,687
Other Heavy and Civil Engineering Construction	7	7	\$209,926	\$0	\$209,926
Other Information Services	1	1	\$87,828	\$0	\$87,828
Other Investment Pools and Funds	2	2	\$7,739	\$0	\$7,739
Other Miscellaneous Manufacturing	154	143	\$4,917,262	\$469	\$4,917,731
Other Miscellaneous Store Retailers	26	24	\$307,832	\$0	\$307,832
Other Motor Vehicle Dealers	6	5	\$290,470	\$0	\$290,470
Other Nonmetallic Mineral Product Manufacturing	3	2	\$159,159	\$0	\$159,159
Other Personal Services	8	6	\$250,909	\$0	\$250,909

FILES WITH AWARDS

	Entered	Terminated	Compensation	Cost of Living	Total
Other Professional, Scientific, and Technical Services	23	21	\$1,124,427	\$0	\$1,124,427
Other Residential Care Facilities	6	3	\$19,165	\$0	\$19,165
Other Schools and Instruction	2	5	\$16,247	\$0	\$16,247
Other Specialty Trade Contractors	193	191	\$8,188,268	\$0	\$8,188,268
Other Support Activities for Transportation	12	11	\$1,011,959	\$0	\$1,011,959
Other Support Services	4	4	\$93,981	\$0	\$93,981
Other Telecommunications	3	3	\$20,292	\$0	\$20,292
Other Textile Product Mills	4	4	\$218,354	\$0	\$218,354
Other Transit and Ground Passenger Transportation	1	1	\$21,982	\$0	\$21,982
Other Wood Product Manufacturing	22	23	\$1,092,429	\$0	\$1,092,429
Outpatient Care Centers	24	27	\$612,305	\$0	\$612,305
Paint, Coating, and Adhesive Manufacturing	1	1	\$26,050	\$0	\$26,050
Paper & Pulp	13	15	\$1,526,184	\$323	\$1,526,506
Paper and Paper Product Merchant Wholesalers	2	2	\$24,874	\$0	\$24,874
Performing Arts Companies	4	5	\$107,213	\$0	\$107,213
Personal and Household Goods Repair and Maintenance	2	4	\$138,617	\$0	\$138,617
Personal Care Services	20	19	\$516,878	\$0	\$516,878
Personal Services	18	33	\$2,167,280	\$0	\$2,167,280
Pesticide, Fertilizer, and Other Agricultural Chemical Manufacturing	2	0	\$0	\$0	\$0
Petroleum and Coal Products Manufacturing	5	6	\$276,013	\$0	\$276,013
Petroleum and Petroleum Products Merchant Wholesalers	3	4	\$140,189	\$0	\$140,189
Pharmaceutical and Medicine Manufacturing	11	8	\$635,375	\$0	\$635,375
Pipeline Transportation of Natural Gas	1	0	\$0	\$0	\$0
Plastics Product Manufacturing	13	14	\$355,898	\$0	\$355,898
Postal Service	1	1	\$162,397	\$0	\$162,397
Printing & Publishing	3	8	\$1,015,227	\$0	\$1,015,227
Printing and Related Support Activities	25	22	\$1,007,008	\$0	\$1,007,008
Professional and Commercial Equipment and Supplies Merchant Wholesalers	5	3	\$113,893	\$0	\$113,893
Professional Equipment	3	3	\$570,285	\$0	\$570,285
Promoters of Performing Arts, Sports, and Similar Events	2	2	\$8,567	\$0	\$8,567
Psychiatric and Substance Abuse Hospitals	19	19	\$110,959	\$0	\$110,959

FILES WITH AWARDS

	Entered	Terminated	Compensation	Cost of Living	Total
Pulp, Paper, and Paperboard Mills	25	28	\$879,790	\$395	\$880,185
Radio and Television Broadcasting	4	2	\$121,811	\$0	\$121,811
Rail Transportation	1	1	\$37,230	\$0	\$37,230
Railroad Rolling Stock Manufacturing	1	1	\$1,866	\$0	\$1,866
Real Estate	5	8	\$581,638	\$0	\$581,638
Recreation	2	5	\$40,702	\$0	\$40,702
Religious Organizations	17	20	\$261,153	\$0	\$261,153
Remediation and Other Waste Management Services	1	0	\$0	\$0	\$0
Repair Services	22	26	\$3,441,264	\$491	\$3,441,755
Residential Building Construction	116	106	\$3,389,821	\$8	\$3,389,829
Residential Mental Retardation, Mental Health and Substance Abuse Facilities	5	5	\$154,793	\$0	\$154,793
Resin, Synthetic Rubber, and Artificial Synthetic Fibers and Filaments Manufacturing	5	5	\$89,427	\$515	\$89,942
Retail Trade	141	166	\$13,833,979	\$19,914	\$13,853,892
Rubber & Plastics	9	12	\$1,795,585	\$0	\$1,795,585
Rubber Product Manufacturing	103	88	\$969,777	\$0	\$969,777
Satellite Telecommunications	0	1	\$10,822	\$0	\$10,822
Sawmills and Wood Preservation	21	21	\$704,710	\$0	\$704,710
Scenic and Sightseeing Transportation, Other	0	1	\$12,498	\$0	\$12,498
Scheduled Air Transportation	127	124	\$2,850,006	\$0	\$2,850,006
Scientific Research and Development Services	1	1	\$749	\$0	\$749
Semiconductor and Other Electronic Component Manufacturing	3	4	\$79,819	\$0	\$79,819
Services to Buildings and Dwellings	169	161	\$9,436,128	\$874	\$9,437,002
Ship and Boat Building	179	166	\$8,152,884	\$813	\$8,153,697
Shoe Stores	6	3	\$32,007	\$0	\$32,007
Soap, Cleaning Compound, and Toilet Preparation Manufacturing	3	2	\$154,194	\$0	\$154,194
Social Advocacy Organizations	8	7	\$254,238	\$0	\$254,238
Special Food Services	12	9	\$91,564	\$0	\$91,564
Specialized Freight Trucking	36	33	\$2,388,165	\$0	\$2,388,165
Specialty (except Psychiatric and Substance Abuse) Hospitals	2	3	\$22,647	\$0	\$22,647
Specialty Food Stores	4	3	\$84,427	\$0	\$84,427
Specific Trade Construction	58	70	\$8,817,039	\$22,818	\$8,839,857

FILES WITH AWARDS

	Entered	Terminated	Compensation	Cost of Living	Total
Spectator Sports	50	49	\$1,218,982	\$0	\$1,218,982
Sporting Goods, Hobby, and Musical Instrument Stores	8	6	\$19,494	\$0	\$19,494
State Government	72	129	\$15,477,408	\$995	\$15,478,403
Steel Product Manufacturing from Purchased Steel	1	1	\$19,232	\$0	\$19,232
Stone, Clay, Glass	5	5	\$1,281,138	\$0	\$1,281,138
Sugar and Confectionery Product Manufacturing	4	4	\$121,076	\$0	\$121,076
Support Activities for Air Transportation	18	14	\$402,063	\$0	\$402,063
Support Activities for Crop Production	1	0	\$0	\$0	\$0
Support Activities for Forestry	4	4	\$184,711	\$0	\$184,711
Support Activities for Mining	11	10	\$660,725	\$0	\$660,725
Support Activities for Road Transportation	34	31	\$1,711,178	\$0	\$1,711,178
Support Activities for Water Transportation	5	6	\$496,995	\$0	\$496,995
Taxi and Limousine Service	4	5	\$117,164	\$0	\$117,164
Textile and Fabric Finishing and Fabric Coating Mills	2	2	\$35,222	\$0	\$35,222
Textile Furnishings Mills	5	7	\$286,041	\$0	\$286,041
Textile Products	9	12	\$1,276,311	\$0	\$1,276,311
Tobacco Manufacturing	25	21	\$1,159,693	\$0	\$1,159,693
Tobacco Products	7	11	\$2,018,855	\$0	\$2,018,855
Transport Equipment	54	54	\$7,319,897	\$0	\$7,319,897
Transportation	119	151	\$13,532,974	\$38	\$13,533,013
Travel Arrangement and Reservation Services	1	0	\$0	\$0	\$0
Traveler Accommodation	111	107	\$2,851,546	\$0	\$2,851,546
Unknown	2,605	2,503	\$99,602,195	\$16,483	\$99,618,678
Urban Transit Systems	62	51	\$1,512,137	\$0	\$1,512,137
Used Merchandise Stores	11	12	\$166,824	\$0	\$166,824
Utilities	13	16	\$2,325,828	\$1,206	\$2,327,034
Utility System Construction	21	19	\$485,671	\$0	\$485,671
Vegetable and Melon Farming	1	1	\$5,000	\$0	\$5,000
Vending Machine Operators	2	3	\$115,183	\$0	\$115,183
Veneer, Plywood, and Engineered Wood Product Manufacturing	5	5	\$183,130	\$0	\$183,130
Ventilation, Heating, Air-Conditioning, and Commercial Refrigeration Equipment Manufacturing	3	5	\$117,727	\$200	\$117,928
Vocational Rehabilitation Services	2	2	\$321,997	\$0	\$321,997
Warehousing and Storage	11	10	\$203,371	\$0	\$203,371
Waste Collection	16	14	\$364,947	\$0	\$364,947

FILES WITH AWARDS

	Entered	Terminated	Compensation	Cost of Living	Total
Waste Treatment and Disposal	7	4	\$192,701	\$0	\$192,701
Water, Sewage and Other Systems	3	3	\$169,082	\$0	\$169,082
Welfare	1	1	\$13,729	\$0	\$13,729
Wholesale Electronic Markets and Agents and Brokers	7	6	\$33,967	\$1,590	\$35,557
Wholesale Trade	4	7	\$616,285	\$0	\$616,285
Wired Telecommunications Carriers	32	29	\$851,293	\$0	\$851,293
Wireless Telecommunications Carriers (except Satellite)	11	15	\$463,386	\$0	\$463,386
Wood Products	6	8	\$739,303	\$0	\$739,303
Totals:	11,752	11,632	\$490,371,351	\$172,103	\$490,543,454

FILES WITH AWARDS

	Entered	Terminated	Compensation	Cost of Living	Total
Location:					
ACCOMACK	38	36	\$895,773	\$0	\$895,773
ALBEMARLE	50	51	\$3,154,250	\$0	\$3,154,250
ALEXANDRIA	304	293	\$13,553,340	\$26,174	\$13,579,514
ALLEGHANY	25	23	\$797,390	\$0	\$797,390
AMELIA	12	12	\$680,164	\$0	\$680,164
AMHERST	39	46	\$1,656,693	\$0	\$1,656,693
APPOMATTOX	26	24	\$811,571	\$0	\$811,571
ARLINGTON	310	293	\$12,367,799	\$0	\$12,367,799
AUGUSTA	90	87	\$4,151,526	\$9,733	\$4,161,259
BATH	14	14	\$189,870	\$0	\$189,870
BEDFORD CITY	22	21	\$703,906	\$0	\$703,906
BEDFORD COUNTY	70	70	\$2,863,670	\$1,536	\$2,865,206
BLAND	6	6	\$568,950	\$0	\$568,950
BOTETOURT	26	25	\$479,464	\$0	\$479,464
BRISTOL	61	61	\$2,962,256	\$0	\$2,962,256
BRUNSWICK	16	16	\$700,665	\$0	\$700,665
BUCHANAN	100	106	\$6,227,693	\$932	\$6,228,625
BUCKINGHAM	14	15	\$605,119	\$0	\$605,119
BUENA VISTA	12	14	\$443,042	\$0	\$443,042
CAMPBELL	53	46	\$2,685,470	\$0	\$2,685,470
CAROLINE	23	21	\$592,893	\$0	\$592,893
CARROLL	30	29	\$1,054,357	\$0	\$1,054,357
CHARLES CITY	4	6	\$60,277	\$0	\$60,277
CHARLOTTE	12	14	\$813,019	\$0	\$813,019
CHARLOTTESVILLE	128	128	\$4,722,679	\$12,750	\$4,735,429
CHESAPEAKE	303	293	\$14,341,216	\$426	\$14,341,642
CHESTERFIELD	271	256	\$9,402,035	\$1,067	\$9,403,102
CLARKE	25	31	\$1,039,393	\$0	\$1,039,393
CLIFTON FORGE	1	1	\$74,044	\$0	\$74,044
COLONIAL HEIGHTS	34	33	\$1,405,195	\$0	\$1,405,195
COVINGTON	48	47	\$2,679,966	\$0	\$2,679,966
CRAIG	4	4	\$136,580	\$0	\$136,580
CULPEPER	50	48	\$1,474,045	\$2,489	\$1,476,534
CUMBERLAND	12	15	\$733,903	\$0	\$733,903
DANVILLE	172	145	\$5,666,315	\$0	\$5,666,315
DICKENSON	39	34	\$2,519,378	\$0	\$2,519,378
DINWIDDIE	23	30	\$2,027,915	\$0	\$2,027,915
EMPORIA	20	20	\$356,751	\$0	\$356,751

FILES WITH AWARDS

	Entered	Terminated	Compensation	Cost of Living	Total
ESSEX	12	14	\$361,848	\$0	\$361,848
FAIRFAX CITY	132	137	\$6,278,628	\$0	\$6,278,628
FAIRFAX COUNTY	919	903	\$34,320,135	\$6,120	\$34,326,255
FALLS CHURCH	62	61	\$2,306,094	\$0	\$2,306,094
FAUQUIER	80	74	\$9,802,855	\$1,381	\$9,804,235
FLOYD	16	17	\$719,896	\$0	\$719,896
FLUVANNA	17	17	\$416,107	\$0	\$416,107
FRANKLIN CITY	15	14	\$847,134	\$0	\$847,134
FRANKLIN COUNTY	54	54	\$1,680,145	\$0	\$1,680,145
FREDERICK	61	61	\$2,173,126	\$0	\$2,173,126
FREDERICKSBURG	133	144	\$5,933,362	\$1,590	\$5,934,952
GALAX	18	17	\$248,764	\$0	\$248,764
GILES	22	21	\$1,011,900	\$0	\$1,011,900
GLOUCESTER	37	36	\$1,105,889	\$0	\$1,105,889
GOOCHLAND	28	26	\$642,122	\$0	\$642,122
GRAYSON	8	11	\$422,886	\$491	\$423,378
GREENE	11	14	\$498,919	\$0	\$498,919
GREENSVILLE	8	10	\$273,950	\$0	\$273,950
HALIFAX	20	21	\$943,761	\$0	\$943,761
HAMPTON	138	142	\$5,267,336	\$0	\$5,267,336
HANOVER	146	148	\$5,583,895	\$0	\$5,583,895
HARRISONBURG	83	92	\$4,962,817	\$0	\$4,962,817
HENRICO	262	251	\$6,965,506	\$0	\$6,965,506
HENRY	50	54	\$2,930,974	\$0	\$2,930,974
HIGHLAND	2	2	\$16,245	\$0	\$16,245
HOPEWELL	29	30	\$2,132,547	\$0	\$2,132,547
ISLE OF WIGHT	63	64	\$2,753,513	\$279	\$2,753,793
JAMES CITY	58	66	\$2,989,639	\$0	\$2,989,639
KING & QUEEN	3	5	\$336,229	\$0	\$336,229
KING GEORGE	21	24	\$990,045	\$0	\$990,045
KING WILLIAM	23	21	\$674,262	\$0	\$674,262
LANCASTER	21	20	\$624,759	\$0	\$624,759
LEE	32	30	\$1,597,538	\$0	\$1,597,538
LEXINGTON	27	24	\$481,321	\$0	\$481,321
LOUDOUN	411	386	\$16,994,572	\$1,206	\$16,995,778
LOUISA	23	29	\$1,343,888	\$0	\$1,343,888
LUNENBURG	5	7	\$376,871	\$0	\$376,871
LYNCHBURG	192	205	\$6,398,610	\$1,004	\$6,399,614
MADISON	13	14	\$449,338	\$0	\$449,338
MANASSAS	136	122	\$5,512,934	\$742	\$5,513,676

FILES WITH AWARDS

	Entered	Terminated	Compensation	Cost of Living	Total
MANASSAS PARK	14	9	\$406,550	\$0	\$406,550
MARTINSVILLE	37	39	\$1,665,798	\$0	\$1,665,798
MATHEWS	3	5	\$77,609	\$0	\$77,609
MECKLENBURG	29	27	\$985,391	\$193	\$985,584
MIDDLESEX	6	8	\$307,754	\$0	\$307,754
MONTGOMERY	91	94	\$2,425,803	\$1,614	\$2,427,417
NELSON	18	18	\$347,629	\$0	\$347,629
NEW KENT	12	13	\$796,382	\$0	\$796,382
NEWPORT NEWS	396	380	\$21,738,899	\$7,013	\$21,745,912
NORFOLK	393	394	\$20,409,488	\$22,524	\$20,432,012
NORTHAMPTON	18	18	\$600,984	\$0	\$600,984
NORTHUMBERLAND	13	12	\$340,058	\$0	\$340,058
NORTON	35	31	\$1,628,623	\$0	\$1,628,623
NOTTOWAY	19	23	\$1,149,437	\$0	\$1,149,437
ORANGE	39	31	\$982,619	\$0	\$982,619
OUT OF STATE	317	281	\$12,111,555	\$456	\$12,112,010
PAGE	27	24	\$817,813	\$0	\$817,813
PATRICK	13	13	\$394,187	\$0	\$394,187
PETERSBURG	55	53	\$1,554,615	\$0	\$1,554,615
PITTSYLVANIA	43	47	\$1,767,312	\$0	\$1,767,312
POQUOSON	4	5	\$112,289	\$0	\$112,289
PORTSMOUTH	114	115	\$6,560,039	\$5,695	\$6,565,734
POWHATAN	17	21	\$659,282	\$0	\$659,282
PRINCE EDWARD	30	32	\$2,183,454	\$0	\$2,183,454
PRINCE GEORGE	38	37	\$1,842,172	\$0	\$1,842,172
PRINCE WILLIAM	262	244	\$14,327,578	\$0	\$14,327,578
PULASKI	79	72	\$3,509,811	\$0	\$3,509,811
RADFORD	34	36	\$2,720,842	\$0	\$2,720,842
RAPPAHANNOCK	5	6	\$361,287	\$0	\$361,287
RICHMOND CITY	628	636	\$25,227,994	\$21,294	\$25,249,288
RICHMOND COUNTY	4	5	\$210,468	\$0	\$210,468
ROANOKE CITY	177	180	\$7,776,193	\$0	\$7,776,193
ROANOKE COUNTY	87	98	\$2,747,873	\$0	\$2,747,873
ROCKBRIDGE	17	19	\$774,393	\$169	\$774,562
ROCKINGHAM	104	102	\$5,154,028	\$0	\$5,154,028
RUSSELL	46	48	\$2,533,666	\$47	\$2,533,713
SALEM	69	74	\$3,079,462	\$0	\$3,079,462
SCOTT	23	20	\$1,371,509	\$0	\$1,371,509
SHENANDOAH	64	60	\$2,101,753	\$0	\$2,101,753
SMYTH	75	73	\$3,699,250	\$0	\$3,699,250

FILES WITH AWARDS

	Entered	Terminated	Compensation	Cost of Living	Total
SOUTH BOSTON	25	25	\$394,120	\$0	\$394,120
SOUTHAMPTON	8	7	\$216,858	\$0	\$216,858
SPOTSYLVANIA	62	62	\$2,199,278	\$0	\$2,199,278
STAFFORD	77	78	\$2,975,858	\$0	\$2,975,858
STAUNTON	43	47	\$1,736,013	\$0	\$1,736,013
SUFFOLK	105	101	\$3,255,659	\$0	\$3,255,659
SURRY	4	6	\$683,826	\$0	\$683,826
SUSSEX	19	10	\$719,094	\$0	\$719,094
TAZEWELL	80	81	\$5,292,407	\$0	\$5,292,407
UNKNOWN	966	981	\$25,341,878	\$3,636	\$25,345,513
VIRGINIA BEACH	373	357	\$12,868,849	\$3,399	\$12,872,248
WARREN	52	47	\$1,677,953	\$942	\$1,678,895
WASHINGTON	104	97	\$5,525,725	\$1,182	\$5,526,907
WAYNESBORO	36	41	\$1,722,378	\$0	\$1,722,378
WESTMORELAND	8	10	\$464,987	\$0	\$464,987
WILLIAMSBURG	112	113	\$2,791,641	\$11,376	\$2,803,017
WINCHESTER	129	136	\$6,477,866	\$515	\$6,478,381
WISE	121	125	\$9,015,584	\$0	\$9,015,584
WYTHE	51	55	\$2,588,452	\$0	\$2,588,452
YORK	44	48	\$1,992,148	\$24,128	\$2,016,275
Total:	11,752	11,632	\$490,371,351	\$172,103	\$490,543,454

Medical Payments

	Files with Medical Payments	Rehabilitation	Doctors' Expenses	Hospital Expenses	Other Medical Expenses	Totals
Accident Type:						
Absorbtion,Ingestion or Inhalation,NOC	11	\$0	\$2,249	\$21,389	\$3,093	\$26,731
Animal or Insect (Struck or Injured By)	123	\$60,423	\$68,689	\$124,864	\$107,938	\$361,914
Bodily Motion	704	\$344,045	\$1,795,414	\$2,203,938	\$7,994,187	\$12,337,583
Broken Glass (Cut,Puncture,Scrape)	48	\$22,841	\$88,843	\$88,382	\$45,035	\$245,101
Caught In / Under	88	\$154,183	\$445,079	\$965,101	\$1,421,200	\$2,985,563
Caught In,Under or Between,NOC	293	\$128,330	\$540,124	\$1,193,587	\$485,688	\$2,347,729
Caught,Puncture,Scrape,NOC	110	\$40,743	\$182,995	\$295,963	\$154,371	\$674,073
Chemicals (Burn or Contact with)	29	\$9,113	\$64,088	\$106,613	\$44,311	\$224,126
Cold Objects or Substances (Contact with)	1	\$0	\$1,321	\$201	\$211	\$1,733
Collapsing Materials (Caught In,Under,Between)	4	\$2,910	\$5,451	\$6,422	\$4,496	\$19,279
Collision with a Fixed Object	23	\$5,531	\$108,440	\$278,662	\$71,277	\$463,911
Collision with Another Vehicle	171	\$193,577	\$411,924	\$863,427	\$392,454	\$1,861,382
Contact With, NOC	31	\$3,687	\$38,326	\$47,692	\$36,120	\$125,824
Crash of Airplane	1	\$0	\$1,374	\$1,242	\$11,506	\$14,122
Crash of Water Vehicle	3	\$1,601	\$20,692	\$2,097	\$1,222	\$25,612
Cumulative,NOC	60	\$0	\$90,251	\$279,023	\$263,864	\$633,138
Dust,Gases,Fumes or Vapors (Contact with)	12	\$0	\$10,722	\$24,854	\$53,732	\$89,308
Electric Current	14	\$38,247	\$12,416	\$28,735	\$85,032	\$164,430
Electrical Current (Contact with)	29	\$37,341	\$199,387	\$545,672	\$189,272	\$971,672
Explosion or Flare Back (Struck or Injured By)	8	\$4,244	\$12,619	\$81,963	\$23,548	\$122,373
Fall - Elevation	224	\$349,676	\$1,116,893	\$1,607,278	\$3,565,082	\$6,638,930
Fall - Same Level	455	\$429,951	\$1,413,756	\$1,760,986	\$3,972,368	\$7,577,061
Fall,Slip or Trip,NOC	1,170	\$739,561	\$3,267,941	\$5,273,966	\$3,060,695	\$12,342,162
Falling or Flying Object (Struck or Injured By)	425	\$289,456	\$1,100,639	\$1,910,568	\$1,471,500	\$4,772,162
Fellow Worker,Patient (Struck or Injured By)	239	\$102,356	\$492,605	\$555,632	\$784,857	\$1,935,451
Fire or Flame (Burn or Scald)	20	\$285,352	\$477,952	\$1,445,272	\$289,993	\$2,498,569
Foreign Matter in Eye(s)	28	\$1,227	\$16,152	\$20,369	\$5,345	\$43,093
From Different Level (Fall,Slip or Trip)	283	\$341,689	\$1,223,675	\$2,864,114	\$1,801,458	\$6,230,935

	Files with Medical Payments	Rehabilitation	Doctors' Expenses	Hospital Expenses	Other Medical Expenses	Totals
From Ladder or Scaffolding (Fall,Slip or Trip)	311	\$326,086	\$947,197	\$2,219,423	\$1,016,068	\$4,508,774
From Liquid or Grease Spills (Fall,Slip or Trip)	332	\$312,338	\$807,321	\$955,685	\$1,299,075	\$3,374,419
Hand Tool or Machine (Struck or Injured By)	44	\$6,182	\$115,558	\$65,850	\$83,768	\$271,357
Hand Tool,Utensil;Not Powered (Cut,Puncture,Scrape)	104	\$12,047	\$92,601	\$155,286	\$59,325	\$319,259
Holding or Carrying (Strain or Injury By)	56	\$32,776	\$151,154	\$200,596	\$119,654	\$504,179
Hot Objects or Substances (Burn or Scald)	21	\$3,412	\$29,781	\$65,452	\$16,342	\$114,987
Into Openings (Fall,Slip or Trip)	91	\$76,588	\$225,998	\$275,930	\$277,885	\$856,401
Jumping (Strain or Injury By)	33	\$41,990	\$164,302	\$313,574	\$136,661	\$656,527
Lifting (Strain or Injury By)	1,040	\$766,737	\$3,007,857	\$4,375,463	\$3,400,179	\$11,550,235
Machine or Machinery (Caught In,Under,Between)	102	\$118,468	\$363,964	\$735,388	\$331,366	\$1,549,187
Mold	1	\$0	\$0	\$26	\$0	\$26
Motor Vehicle	180	\$248,521	\$781,476	\$1,761,605	\$2,608,558	\$5,400,160
Motor Vehicle (Struck or Injured By)	111	\$116,294	\$381,188	\$1,407,299	\$670,097	\$2,574,878
Motor Vehicle,NOC	262	\$206,098	\$687,377	\$1,717,430	\$1,704,840	\$4,315,745
Moving Part of Machine (Striking Against or Stepping On)	3	\$22,276	\$14,714	\$17,173	\$33,702	\$87,865
Moving Parts of Machine (Struck or Injured By)	57	\$11,141	\$64,212	\$113,178	\$77,275	\$265,805
Object Being Lifted or Handled (Cut,Puncture,Scrape)	132	\$53,021	\$236,215	\$274,926	\$86,362	\$650,525
Object Being Lifted or Handled (Striking Against or Stepping On)	12	\$6,262	\$7,751	\$7,397	\$24,732	\$46,143
Object Being Lifted or Handled (Struck or Injured By)	171	\$117,256	\$362,566	\$611,149	\$398,343	\$1,489,313
Object Handled (Caught In,Under,Between)	44	\$6,195	\$71,488	\$130,675	\$119,834	\$328,193
Object Handled By Others (Struck or Injured By)	28	\$32,262	\$66,455	\$89,663	\$76,394	\$264,774
On Ice or Snow (Fall,Slip or Trip)	141	\$72,533	\$341,982	\$454,007	\$433,541	\$1,302,063
On Same Level (Fall,Slip or Trip)	404	\$199,624	\$765,482	\$951,772	\$1,251,752	\$3,168,630
On Stairs (Fall,Slip or Trip)	145	\$116,262	\$289,524	\$368,503	\$413,875	\$1,188,164
Other Than Physical Cause of Injry	44	\$8,950	\$36,987	\$73,130	\$63,897	\$182,964
Other,Miscellaneous,NOC	1,296	\$852,110	\$2,813,484	\$4,666,059	\$4,615,167	\$12,946,821
Overexertion	1,055	\$618,348	\$3,508,733	\$3,894,596	\$9,617,500	\$17,639,176

	Files with Medical Payments	Rehabilitation	Doctors' Expenses	Hospital Expenses	Other Medical Expenses	Totals
Person in Act of Crime	19	\$5,801	\$28,292	\$92,362	\$21,754	\$148,208
Powered Hand Tool,Appliance (Cut,Puncture,Scrape)	107	\$69,876	\$375,872	\$501,421	\$211,773	\$1,158,942
Public Transportation	5	\$36,030	\$162,791	\$555,197	\$190,102	\$944,119
Pushing or Pulling (Strain or Injury By)	324	\$198,891	\$883,262	\$1,236,121	\$1,132,709	\$3,450,984
Radiation Caustics	40	\$0	\$81,136	\$20,750	\$415,437	\$517,323
Reaching (Strain or Injury By)	47	\$35,982	\$153,472	\$123,174	\$135,331	\$447,959
Repetitive Motion	20	\$23,420	\$34,644	\$26,517	\$28,247	\$112,828
Repetitive Motion (Strain or Injury By)	30	\$6,042	\$74,288	\$75,889	\$18,584	\$174,803
Rubbed / Abraded	41	\$10,956	\$44,285	\$46,901	\$240,997	\$343,140
Rubbed or Abraded,NOC	3	\$0	\$425	\$213	\$0	\$638
Sanding,Scraping,Cleaning Operation (Striking Against or Stepping On)	2	\$0	\$3,246	\$3,890	\$903	\$8,039
Slipped,Do Not Fall	61	\$45,049	\$86,571	\$153,484	\$208,578	\$493,682
Stationary Object (Striking Against or Stepping On)	144	\$64,280	\$253,796	\$221,318	\$237,704	\$777,098
Steam or Hot Fluids (Burn or Scald)	32	\$1,830	\$28,749	\$41,652	\$18,506	\$90,737
Stepping on Sharp Object	6	\$5,437	\$19,289	\$28,012	\$3,638	\$56,376
Strain or Injury By,NOC	583	\$294,853	\$1,187,744	\$1,188,235	\$1,965,084	\$4,635,916
Striking Against or Stepping On,NOC	147	\$72,084	\$315,573	\$506,365	\$439,740	\$1,333,762
Struck Against	77	\$29,945	\$260,773	\$177,037	\$603,991	\$1,071,746
Struck By	246	\$203,160	\$1,045,525	\$1,082,911	\$2,847,585	\$5,179,181
Struck or Injured,NOC	337	\$172,502	\$544,996	\$891,079	\$1,110,124	\$2,718,702
Temperature Extremes	18	\$66,807	\$217,210	\$770,929	\$252,102	\$1,307,048
Temperature Extremes (Burn or Scald)	8	\$0	\$7,343	\$5,917	\$28,172	\$41,432
Twisting (Strain or Injury By)	93	\$68,452	\$136,421	\$153,364	\$171,812	\$530,049
Using Tool or Machinery (Strain or Injury By)	6	\$15,113	\$19,057	\$10,231	\$8,226	\$52,627
Vehicle Upset (Overturned)	46	\$50,429	\$141,932	\$413,350	\$99,071	\$704,782
Weilding or Throwing (Strain or Injury By)	8	\$12,968	\$12,171	\$10,381	\$32,841	\$68,360
Welding Operation (Burn or Scald)	1	\$0	\$255	\$0	\$0	\$255
Totals:	13,278	\$9,459,770	\$35,664,500	\$56,835,945	\$65,699,056	\$167,659,272

	Files with Medical Payments	Rehabilitation	Doctors' Expenses	Hospital Expenses	Other Medical Expenses	Totals
Body Part:						
Abdomen Including Groin	53	\$3,523	\$44,648	\$126,462	\$46,744	\$221,377
Ankle	487	\$263,320	\$994,030	\$1,786,395	\$1,446,034	\$4,489,779
Body Systems and Multiple Body Systems	2	\$0	\$123	\$12,812	\$261	\$13,195
Brain	7	\$22,921	\$114,811	\$301,619	\$134,263	\$573,614
Buttocks	5	\$0	\$856	\$0	\$4,983	\$5,838
Chest	87	\$121,302	\$259,920	\$528,021	\$472,560	\$1,381,803
Disc (Back)	81	\$52,306	\$532,901	\$457,057	\$896,153	\$1,938,418
Disc (Neck)	8	\$1,873	\$42,501	\$104,141	\$28,533	\$177,048
Ear(s)	20	\$0	\$46,161	\$3,052	\$9,122	\$58,335
Elbow	158	\$131,240	\$221,004	\$453,822	\$388,225	\$1,194,291
Eye(s)	127	\$3,181	\$150,309	\$174,205	\$223,565	\$551,260
Facial Bones	17	\$10,816	\$42,575	\$115,042	\$79,480	\$247,913
Finger(s)	620	\$289,228	\$1,000,992	\$1,260,915	\$682,647	\$3,233,781
Foot	319	\$163,346	\$621,366	\$1,077,351	\$1,174,454	\$3,036,517
Great Toe	15	\$1,635	\$4,605	\$4,434	\$2,375	\$13,048
Hand	364	\$180,815	\$715,793	\$919,495	\$708,830	\$2,524,932
Heart	213	\$1,226	\$286,669	\$515,678	\$1,383,181	\$2,186,754
Hip	88	\$51,858	\$202,997	\$617,829	\$325,610	\$1,198,293
Insufficient Info to Properly Identify	490	\$43,631	\$883,123	\$1,646,531	\$2,985,768	\$5,559,053
Internal Organs	113	\$10,693	\$179,708	\$448,423	\$678,847	\$1,317,671
Knee	1,263	\$793,066	\$2,609,024	\$3,799,944	\$4,551,802	\$11,753,836
Larynx	1	\$0	\$212	\$0	\$650	\$862
Lower Arm	167	\$104,306	\$441,652	\$497,271	\$706,716	\$1,749,946
Lower Back Area	1,413	\$1,114,676	\$5,124,814	\$6,826,486	\$9,644,844	\$22,710,820
Lower Leg	199	\$182,567	\$613,893	\$1,450,776	\$1,064,384	\$3,311,620
Lumbar & Or Sacral Vertebrae	1	\$0	\$786	\$0	\$1,354	\$2,140
Lungs	13	\$0	\$2,084	\$5,969	\$10,344	\$18,397
Mouth	15	\$0	\$4,311	\$7,815	\$95,149	\$107,275
Multiple Body Parts	2,940	\$3,143,536	\$10,231,588	\$18,025,467	\$21,481,531	\$52,882,122
Multiple Head Injury	383	\$242,292	\$953,819	\$1,476,591	\$1,999,562	\$4,672,264
Multiple Lower Extremities	441	\$536,728	\$1,437,055	\$2,981,315	\$1,850,738	\$6,805,836
Multiple Neck Injury	142	\$59,512	\$344,602	\$352,525	\$658,638	\$1,415,277
Multiple Trunk	784	\$426,752	\$2,474,751	\$3,733,533	\$5,262,552	\$11,897,588
Multiple Upper Extremities	521	\$366,748	\$1,046,874	\$1,980,896	\$1,695,501	\$5,090,019
Nose	15	\$1,095	\$32,456	\$58,846	\$18,183	\$110,580
Pelvis	7	\$0	\$11,438	\$8,980	\$77,187	\$97,606

	Files with Medical Payments	Rehabilitation	Doctors' Expenses	Hospital Expenses	Other Medical Expenses	Totals
Sacrum and Coccyx	18	\$5,385	\$24,173	\$27,201	\$79,126	\$135,887
Shoulder(s)	712	\$663,165	\$1,903,460	\$2,603,230	\$2,321,834	\$7,491,689
Skull	7	\$6,062	\$4,428	\$50,402	\$24,094	\$84,987
Soft Tissue	9	\$443	\$8,604	\$2,958	\$21,531	\$33,536
Soft Tissue	40	\$6,511	\$39,376	\$59,535	\$49,835	\$155,257
Spinal Cord	2	\$0	\$3,541	\$2,293	\$4,799	\$10,634
Spinal Cord	1	\$0	\$162	\$0	\$1,477	\$1,639
Teeth	18	\$0	\$89,732	\$1,607	\$9,557	\$100,896
Thumb	180	\$34,402	\$310,237	\$332,686	\$241,127	\$918,451
Toe(s)	40	\$10,702	\$35,682	\$80,035	\$32,829	\$159,247
Trachea	2	\$0	\$354	\$3,301	\$393	\$4,048
Unclassified	14	\$0	\$28,321	\$28,410	\$14,088	\$70,819
Upper Arm	197	\$187,386	\$600,742	\$654,653	\$1,135,035	\$2,577,817
Upper Back Area	51	\$21,600	\$104,958	\$48,738	\$89,934	\$265,230
Upper Leg	43	\$16,323	\$96,721	\$297,481	\$72,078	\$482,602
Vertebrae	5	\$1,778	\$10,661	\$0	\$15,290	\$27,729
Whole Body	4	\$13,827	\$8,870	\$18,455	\$24,583	\$65,735
Wrist	327	\$159,758	\$658,651	\$817,766	\$733,314	\$2,369,490
Wrist(s) & Hand(s)	29	\$8,235	\$61,374	\$47,499	\$37,362	\$154,469
Totals:	13,278	\$9,459,770	\$35,664,500	\$56,835,945	\$65,699,056	\$167,659,272

Nature of Injury:

All Other Cumulative,NOC (OD)	1	\$0	\$75	\$0	\$5	\$80
All Other Occupational Disease,NOC (OD)	1	\$0	\$660	\$0	\$9,273	\$9,933
All Other Specific Injuries,NOC	2,420	\$1,450,776	\$6,239,939	\$11,254,811	\$7,325,917	\$26,271,442
Amputation	53	\$61,330	\$249,848	\$394,825	\$304,870	\$1,010,874
Amputation	8	\$11,952	\$42,013	\$30,361	\$34,625	\$118,951
Angina Pectoris	1	\$0	\$0	\$201	\$0	\$201
Asbestosis	1	\$0	\$117	\$0	\$2,927	\$3,044
Black Lung I	3	\$0	\$224	\$0	\$2,476	\$2,700
Burn	26	\$103,635	\$223,154	\$796,615	\$269,812	\$1,393,216
Burn	109	\$351,728	\$758,655	\$2,101,881	\$527,451	\$3,739,714
Cancer (OD)	3	\$0	\$469	\$0	\$0	\$469

	Files with Medical Payments	Rehabilitation	Doctors' Expenses	Hospital Expenses	Other Medical Expenses	Totals
Carpal Tunnel Syndrome	9	\$1,827	\$20,796	\$14,234	\$69,414	\$106,271
Carpal Tunnel Syndrome (OD)	27	\$4,685	\$65,081	\$51,906	\$14,445	\$136,117
Concussion	14	\$6,937	\$81,527	\$44,137	\$126,748	\$259,349
Concussion	47	\$9,636	\$49,085	\$196,482	\$77,444	\$332,648
Contusion	1,018	\$501,089	\$1,572,267	\$1,831,283	\$2,948,879	\$6,853,518
Contusion	218	\$193,322	\$554,481	\$502,542	\$2,092,407	\$3,342,752
Crushing	21	\$13,026	\$188,603	\$171,615	\$343,681	\$716,925
Crushing	80	\$142,829	\$290,834	\$644,602	\$362,833	\$1,441,097
Dermatitis (OD)	1	\$0	\$196	\$0	\$0	\$196
Dislocation	107	\$58,422	\$291,814	\$397,596	\$279,090	\$1,026,922
Dislocation	34	\$26,514	\$137,406	\$34,889	\$467,921	\$666,730
Dust Disease,NOC (OD)	2	\$0	\$2,469	\$375	\$4,872	\$7,716
Electric Shock	19	\$14,200	\$37,464	\$126,457	\$22,618	\$200,740
Electric Shock	7	\$359	\$8,110	\$1,596	\$53,277	\$63,342
Exposure	20	\$0	\$3,017	\$23,160	\$9,001	\$35,177
Fatal Burn	1	\$1,060	\$0	\$0	\$16,616	\$17,676
Fatal Injury - NEC	1	\$0	\$16,816	\$72,267	\$6,580	\$95,663
Foreign Body	11	\$0	\$2,903	\$531	\$8,304	\$11,738
Foreign Body	55	\$6,964	\$26,958	\$51,810	\$18,496	\$104,228
Fracture	308	\$565,077	\$1,747,313	\$4,398,672	\$6,416,582	\$13,127,644
Fracture	1,203	\$1,221,205	\$3,782,521	\$9,217,056	\$4,348,372	\$18,569,153
Hearing Loss (Trauma)	3	\$0	\$10,669	\$11,855	\$1,062	\$23,586
Hearing Loss or Impairment	3	\$0	\$568	\$0	\$199	\$767
Heart & Lung - Firemen	23	\$0	\$45,532	\$97,388	\$122,925	\$265,846
Heart & Lung - Police	134	\$225	\$170,939	\$181,883	\$1,103,176	\$1,456,223
Heart & Lung-Fire	19	\$0	\$7,120	\$31,030	\$44,736	\$82,887
Heart & Lung-Police	35	\$0	\$58,984	\$198,059	\$180,921	\$437,965
Heart Attack	3	\$0	\$7,564	\$640	\$69,382	\$77,587
Heat Prostration	5	\$0	\$6,518	\$1,374	\$25,992	\$33,883
Hepatitis C (OD)	1	\$0	\$0	\$0	\$358	\$358
Hernia	63	\$7,868	\$97,996	\$408,863	\$84,900	\$599,627
Hernia	5	\$0	\$442	\$6,064	\$42,264	\$48,770
Infection	27	\$9,899	\$16,186	\$99,933	\$7,699	\$133,717
Infection	1	\$0	\$0	\$0	\$390	\$390
Inflammation	76	\$17,730	\$202,693	\$120,152	\$669,861	\$1,010,436
Inflammation	153	\$80,091	\$246,170	\$381,822	\$255,246	\$963,328
Injury - NEC	957	\$590,208	\$2,661,791	\$3,681,590	\$8,781,802	\$15,715,390

	Files with Medical Payments	Rehabilitation	Doctors' Expenses	Hospital Expenses	Other Medical Expenses	Totals
Laceration	85	\$125,676	\$351,337	\$341,271	\$1,300,403	\$2,118,688
Laceration	846	\$412,887	\$1,578,493	\$1,971,902	\$2,079,206	\$6,042,487
Loss of Hearing	6	\$0	\$42,145	\$0	\$6,993	\$49,138
Mental Stress (OD)	10	\$1,600	\$29,061	\$7,416	\$13,905	\$51,982
Multiple Physical Injuries	44	\$18,550	\$106,007	\$184,291	\$316,070	\$624,918
Myocardial Infarction	9	\$0	\$13,186	\$37,500	\$53,420	\$104,106
Myocardial Infarction (Heart Attack)	6	\$0	\$3,561	\$0	\$44,819	\$48,380
Occupational Disease - NEC	1	\$0	\$164	\$0	\$6,661	\$6,825
Other Cumulative	6	\$0	\$6,697	\$0	\$53,573	\$60,270
Poisoning,General (Not OD)	3	\$0	\$396	\$2,001	\$6,328	\$8,725
Puncture	17	\$5,215	\$40,310	\$56,391	\$95,680	\$197,596
Puncture	157	\$11,865	\$125,365	\$264,398	\$100,759	\$502,388
Respiratory Disorders	4	\$0	\$496	\$552	\$23,391	\$24,438
Respiratory Disorders (OD)	3	\$0	\$5,408	\$20,223	\$14,292	\$39,923
Rupture	37	\$20,131	\$103,150	\$94,768	\$121,210	\$339,260
Rupture	65	\$34,512	\$445,138	\$563,809	\$1,087,142	\$2,130,601
Severance	19	\$6,242	\$70,052	\$115,415	\$22,137	\$213,846
Severance	4	\$4,478	\$9,262	\$1,204	\$66,383	\$81,327
Sprain	265	\$276,154	\$820,924	\$845,322	\$2,087,676	\$4,030,076
Sprain or Tear	833	\$456,069	\$1,619,274	\$2,270,152	\$2,063,961	\$6,409,457
Strain	1,015	\$751,986	\$3,501,639	\$3,813,773	\$9,847,026	\$17,914,424
Strain or Tear	2,479	\$1,881,556	\$6,840,026	\$8,649,422	\$8,629,059	\$26,000,062
Stress	13	\$257	\$18,993	\$6,915	\$75,674	\$101,839
Syncope	6	\$0	\$328	\$425	\$10,376	\$11,130
Vascular	4	\$0	\$2,934	\$1,843	\$871	\$5,648
Vascular Problem	1	\$0	\$521	\$1,074	\$9,529	\$11,124
Victim of Crime	1	\$0	\$1,510	\$0	\$952	\$2,462
Vision Loss	2	\$0	\$135	\$5,322	\$5,712	\$11,169
Totals:	13,278	\$9,459,770	\$35,664,500	\$56,835,945	\$65,699,056	\$167,659,272

	Files with Medical Payments	Rehabilitation	Doctors' Expenses	Hospital Expenses	Other Medical Expenses	Totals
Occupation:						
Accountants and Auditors	12	\$3,678	\$23,177	\$22,578	\$21,386	\$70,819
Actors	3	\$0	\$3,172	\$2,141	\$1,015	\$6,328
Administrative Services Managers	4	\$2,455	\$5,120	\$19,307	\$270	\$27,152
Advertising and Promotions Managers	1	\$898	\$5,351	\$12,397	\$8,181	\$26,827
Agents and Business Managers of Artists, Performers, and Athletes	1	\$7,185	\$14,403	\$15,425	\$7,632	\$44,645
Agricultural and Food Science Technicians	1	\$0	\$989	\$510	\$87	\$1,586
Agricultural Equipment Operators	1	\$0	\$1,757	\$748	\$0	\$2,505
Agricultural Inspectors	2	\$1,075	\$992	\$2,756	\$761	\$5,584
Air Traffic Controllers	1	\$0	\$61	\$0	\$0	\$61
Airline Pilots, Copilots, and Flight Engineers	3	\$0	\$245	\$0	\$25	\$270
Ambulance Drivers and Attendants, Except Emergency Medical Technicians	2	\$0	\$743	\$4,056	\$1,048	\$5,847
Amusement and Recreation Attendants	1	\$0	\$156	\$368	\$29	\$553
Animal Trainers	1	\$0	\$425	\$936	\$0	\$1,361
Anthropology and Archeology Teachers, Postsecondary	1	\$0	\$0	\$0	\$300	\$300
Architectural and Civil Drafters	1	\$0	\$0	\$565	\$0	\$565
Art, Drama, and Music Teachers, Postsecondary	1	\$0	\$0	\$0	\$967	\$967
Artists and Related Workers, All Other	1	\$0	\$766	\$840	\$688	\$2,294
Assemblers and Fabricators	2	\$0	\$6,029	\$357	\$321	\$6,707
Assemblers and Fabricators, All Other	27	\$45,728	\$95,281	\$63,934	\$71,142	\$276,084
Athletes and Sports Competitors	6	\$17,850	\$16,114	\$25,504	\$18,018	\$77,486
Athletic Trainers	1	\$0	\$2,955	\$0	\$5,224	\$8,179
Audiologists	1	\$0	\$316	\$1,917	\$0	\$2,233
Automotive Body and Related Repairers	13	\$50	\$22,258	\$51,499	\$5,680	\$79,486
Automotive Glass Installers and Repairers	3	\$4,340	\$10,319	\$11,115	\$7,278	\$33,052
Automotive Service Technicians and Mechanics	64	\$70,423	\$171,490	\$224,078	\$150,024	\$616,015
Baggage Porters and Bellhops	2	\$1,702	\$902	\$920	\$2,402	\$5,926
Bailiffs	1	\$0	\$0	\$0	\$21	\$21
Bailiffs, Correctional Officers, and Jailers	3	\$0	\$187	\$0	\$1,058	\$1,245

	Files with Medical Payments	Rehabilitation	Doctors' Expenses	Hospital Expenses	Other Medical Expenses	Totals
Bakers	15	\$88	\$9,601	\$27,596	\$19,749	\$57,034
Bartenders	9	\$7,060	\$20,878	\$27,847	\$10,239	\$66,024
Bill and Account Collectors	1	\$753	\$1,171	\$0	\$766	\$2,690
Billing and Posting Clerks and Machine Operators	3	\$2,920	\$23,183	\$19,789	\$21,392	\$67,284
Bindery Workers	2	\$0	\$5,488	\$0	\$1,515	\$7,003
Biochemists and Biophysicists	1	\$0	\$1,583	\$0	\$4,019	\$5,602
Biomedical Engineers	1	\$0	\$0	\$0	\$224	\$224
Boilermakers	1	\$0	\$82	\$0	\$1,758	\$1,840
Bookkeeping, Accounting, and Auditing Clerks	8	\$18,237	\$31,780	\$25,133	\$5,993	\$81,143
Brickmasons and Blockmasons	18	\$34,211	\$37,672	\$74,446	\$28,704	\$175,033
Broadcast Technicians	1	\$0	\$4,994	\$1,864	\$211	\$7,069
Brokerage Clerks	1	\$0	\$1,584	\$558	\$5,641	\$7,783
Building Cleaning and Pest Control Workers	1	\$0	\$8,643	\$6,340	\$22	\$15,005
Building Cleaning Workers	2	\$0	\$1,017	\$273	\$61	\$1,351
Building Cleaning Workers, All Other	1	\$0	\$2,478	\$0	\$0	\$2,478
Bus and Truck Mechanics and Diesel Engine Specialists	3	\$0	\$447	\$116	\$697	\$1,260
Bus and Truck Mechanics and Diesel Engine Specialists	1	\$3,140	\$2,393	\$0	\$3,089	\$8,622
Bus Drivers, School	40	\$15,395	\$40,551	\$51,325	\$43,238	\$150,509
Bus Drivers, Transit and Intercity	37	\$11,775	\$54,937	\$90,957	\$73,850	\$231,519
Butchers and Meat Cutters	10	\$0	\$3,779	\$16,083	\$32,265	\$52,127
Cabinetmakers and Bench Carpenters	5	\$910	\$13,050	\$25,140	\$6,050	\$45,150
Cardiovascular Technologists and Technicians	2	\$3,540	\$3,400	\$6,757	\$4,430	\$18,126
Cargo and Freight Agents	4	\$14,143	\$6,177	\$35,658	\$5,597	\$61,575
Carpenters	184	\$173,452	\$610,182	\$1,167,416	\$437,798	\$2,388,849
Carpet Installers	2	\$0	\$936	\$0	\$4,200	\$5,136
Cashiers	60	\$10,585	\$113,287	\$143,036	\$219,942	\$486,849
Cement Masons and Concrete Finishers	16	\$17,974	\$76,471	\$863,438	\$171,634	\$1,129,517
Cement Masons, Concrete Finishers, and Terrazzo Workers	1	\$0	\$189	\$0	\$0	\$189
Chefs and Head Cooks	8	\$2,050	\$4,308	\$6,549	\$2,540	\$15,447
Chemical Technicians	1	\$0	\$254	\$0	\$1,484	\$1,738
Chemists	2	\$18,578	\$36,497	\$7,093	\$4,002	\$66,170
Chief Executives	19	\$3,508	\$37,489	\$84,614	\$72,223	\$197,835
Child Care Workers	13	\$30,127	\$19,549	\$46,638	\$5,755	\$102,069
Child, Family, and School Social Workers	1	\$0	\$5,156	\$0	\$0	\$5,156

	Files with Medical Payments	Rehabilitation	Doctors' Expenses	Hospital Expenses	Other Medical Expenses	Totals
Civil Engineers	2	\$0	\$2,675	\$10,047	\$279	\$13,001
Claims Adjusters, Examiners, and Investigators	3	\$3,119	\$4,677	\$9,122	\$8,325	\$25,243
Cleaners of Vehicles and Equipment	3	\$0	\$322	\$62,938	\$0	\$63,260
Clergy	5	\$3,395	\$3,317	\$2,220	\$4,585	\$13,517
Clerical Workers	153	\$188,411	\$587,497	\$438,469	\$2,112,847	\$3,327,223
Clinical, Counseling, and School Psychologists	1	\$0	\$142	\$44,393	\$7,317	\$51,852
Coaches and Scouts	10	\$2,996	\$4,118	\$3,873	\$10,230	\$21,218
Coating, Painting, and Spraying Machine Setters, Operators, and Tenders	1	\$0	\$626	\$857	\$0	\$1,483
Combined Food Preparation and Serving Workers, Including Fast Food	51	\$4,237	\$108,855	\$89,055	\$270,299	\$472,446
Commercial and Industrial Designers	1	\$0	\$7,366	\$7,574	\$0	\$14,940
Commercial Pilots	1	\$1,659	\$1,007	\$5,072	\$0	\$7,738
Compensation and Benefits Managers	1	\$0	\$71	\$0	\$300	\$371
Compliance Officers, Except Agriculture, Construction, Health and Safety, and Transportation	1	\$0	\$307	\$4,868	\$4,104	\$9,279
Computer and Information Scientists, Research	1	\$0	\$592	\$0	\$0	\$592
Computer and Information Systems Managers	2	\$6,991	\$7,917	\$7,308	\$0	\$22,216
Computer Hardware Engineers	1	\$4,982	\$614	\$0	\$11,094	\$16,690
Computer Operators	1	\$744	\$6,848	\$10,321	\$1,362	\$19,275
Computer Programmers	2	\$0	\$4,002	\$1,416	\$11,991	\$17,409
Computer Software Engineers, Applications	1	\$0	\$141	\$0	\$0	\$141
Computer Software Engineers, Systems Software	3	\$0	\$3,410	\$1,860	\$662	\$5,932
Computer Specialists, All Other	2	\$0	\$651	\$593	\$752	\$1,996
Computer Support Specialists	5	\$10,455	\$41,942	\$39,296	\$7,341	\$99,034
Computer Systems Analysts	6	\$1,694	\$6,647	\$74,677	\$1,395	\$84,413
Computer, Automated Teller, and Office Machine Repairers	1	\$0	\$193	\$0	\$0	\$193
Conservation Scientists	1	\$0	\$57	\$0	\$0	\$57
Construction and Building Inspectors	13	\$5,888	\$52,204	\$368,628	\$90,267	\$516,987
Construction and Related Workers, All Other	34	\$91,922	\$183,511	\$259,007	\$317,167	\$851,606
Construction Laborers	138	\$212,466	\$392,920	\$900,693	\$390,512	\$1,896,591
Construction Managers	64	\$57,301	\$241,463	\$566,714	\$201,903	\$1,067,381

	Files with Medical Payments	Rehabilitation	Doctors' Expenses	Hospital Expenses	Other Medical Expenses	Totals
Continuous Mining Machine Operators	6	\$1,474	\$7,947	\$8,933	\$250,105	\$268,459
Cooks	7	\$0	\$77	\$519	\$2,996	\$3,592
Cooks and Food Preparation Workers	3	\$0	\$609	\$656	\$1,530	\$2,795
Cooks, All Other	26	\$10,281	\$50,340	\$108,557	\$36,807	\$205,985
Cooks, Fast Food	14	\$8,647	\$20,651	\$66,133	\$20,853	\$116,284
Cooks, Institution and Cafeteria	9	\$18,978	\$21,523	\$21,129	\$18,431	\$80,062
Cooks, Restaurant	30	\$2,664	\$45,336	\$43,011	\$23,249	\$114,260
Correctional Officers and Jailers	222	\$4,201	\$284,668	\$33,445	\$1,692,902	\$2,015,216
Cost Estimators	1	\$0	\$23,177	\$40,422	\$566	\$64,165
Counselors, All Other	15	\$13,367	\$25,427	\$56,631	\$18,225	\$113,650
Counter and Rental Clerks	1	\$0	\$337	\$0	\$326	\$663
Counter Attendants, Cafeteria, Food Concession, and Coffee Shop	2	\$0	\$347	\$211	\$1,418	\$1,976
Couriers and Messengers	6	\$0	\$26,046	\$72,981	\$12,044	\$111,071
Court, Municipal, and License Clerks	2	\$0	\$375	\$0	\$2,460	\$2,835
Craft Artists	1	\$0	\$677	\$0	\$0	\$677
Craftsmen	564	\$535,367	\$1,759,284	\$2,801,218	\$6,205,225	\$11,301,095
Crane and Tower Operators	1	\$1,781	\$1,094	\$3,662	\$1,440	\$7,977
Crushing, Grinding, and Polishing Machine Setters, Operators, and Tenders	1	\$0	\$7,843	\$44,052	\$0	\$51,895
Customer Service Representatives	70	\$55,428	\$138,124	\$108,796	\$195,153	\$497,500
Cutters and Trimmers, Hand	4	\$0	\$6,096	\$24,550	\$2,835	\$33,481
Cutting and Slicing Machine Setters, Operators, and Tenders	3	\$0	\$770	\$901	\$57	\$1,728
Cutting, Punching, and Press Machine Setters, Operators, and Tenders, Metal and Plastic	1	\$4,304	\$5,056	\$3,762	\$12,411	\$25,533
Dancers	1	\$0	\$2,394	\$0	\$22,530	\$24,923
Data Entry Keyers	1	\$0	\$0	\$0	\$1,028	\$1,028
Database Administrators	1	\$0	\$0	\$4,068	\$0	\$4,068
Demonstrators and Product Promoters	1	\$0	\$2,345	\$0	\$58	\$2,403
Dental Assistants	13	\$5,755	\$113,769	\$122,288	\$77,057	\$318,868
Dental Hygienists	2	\$0	\$4,835	\$0	\$707	\$5,542
Dentists, General	1	\$0	\$123	\$0	\$0	\$123
Detectives and Criminal Investigators	7	\$0	\$1,069	\$0	\$628	\$1,697
Dietetic Technicians	4	\$5,068	\$3,180	\$0	\$13,252	\$21,501
Dietitians and Nutritionists	3	\$0	\$20,378	\$0	\$105,699	\$126,077

	Files with Medical Payments	Rehabilitation	Doctors' Expenses	Hospital Expenses	Other Medical Expenses	Totals
Dining Room and Cafeteria Attendants and Bartender Helpers	16	\$1,357	\$5,427	\$14,101	\$15,142	\$36,027
Directors, Religious Activities and Education	6	\$4,542	\$8,635	\$3,917	\$3,340	\$20,434
Dishwashers	16	\$5,051	\$9,461	\$14,083	\$7,529	\$36,124
Dishwashers	1	\$0	\$2,951	\$4,883	\$1,561	\$9,395
Dispatchers, Except Police, Fire, and Ambulance	4	\$5,520	\$44,290	\$78,309	\$78,301	\$206,420
Door-to-Door Sales Workers, News and Street Vendors, and Related Workers	1	\$0	\$0	\$401	\$0	\$401
Drilling and Boring Machine Tool Setters, Operators, and Tenders, Metal and Plastic	1	\$0	\$1,897	\$8,232	\$3,761	\$13,890
Driver/Sales Workers	5	\$97	\$9,603	\$2,200	\$8,235	\$20,135
Drywall and Ceiling Tile Installers	25	\$17,110	\$72,977	\$195,425	\$82,909	\$368,421
Editors	1	\$0	\$251	\$1,123	\$0	\$1,374
Education Administrators, All Other	2	\$0	\$906	\$0	\$268	\$1,174
Education Administrators, Elementary and Secondary School	3	\$0	\$11,183	\$49	\$25,361	\$36,593
Education Administrators, Postsecondary	6	\$0	\$1,455	\$984	\$8,189	\$10,628
Education Administrators, Preschool and Child Care Center/Program	2	\$1,251	\$1,024	\$1,768	\$0	\$4,043
Education Teachers, Postsecondary	44	\$14,945	\$85,074	\$56,192	\$54,715	\$210,926
Educational, Vocational, and School Counselors	4	\$752	\$1,680	\$1,439	\$10,166	\$14,037
Electric Motor, Power Tool, and Related Repairers	1	\$0	\$0	\$1,075	\$978	\$2,053
Electrical and Electronic Engineering Technicians	5	\$1,795	\$5,584	\$0	\$12,475	\$19,854
Electrical and Electronics Repairers, Commercial and Industrial Equipment	6	\$3,012	\$10,152	\$20,626	\$3,537	\$37,327
Electrical and Electronics Repairers, Powerhouse, Substation, and Relay	1	\$0	\$3,699	\$17,089	\$4,208	\$24,996
Electrical Engineers	1	\$0	\$3,198	\$1,820	\$232	\$5,250
Electrical Power-Line Installers and Repairers	6	\$14,067	\$90,166	\$71,678	\$90,947	\$266,858
Electricians	104	\$146,743	\$564,728	\$879,600	\$400,369	\$1,991,439
Electronic Home Entertainment Equipment Installers and Repairers	1	\$0	\$608	\$0	\$846	\$1,454

	Files with Medical Payments	Rehabilitation	Doctors' Expenses	Hospital Expenses	Other Medical Expenses	Totals
Electronics Engineers, Except Computer	1	\$0	\$111	\$0	\$0	\$111
Elementary School Teachers, Except Special Education	1	\$0	\$0	\$0	\$48	\$48
Emergency Management Specialists	1	\$0	\$1,134	\$0	\$0	\$1,134
Emergency Medical Technicians and Paramedics	20	\$14,513	\$53,516	\$27,446	\$23,519	\$118,994
Engine and Other Machine Assemblers	3	\$734	\$2,366	\$175	\$7,764	\$11,039
Engineering Managers	2	\$0	\$5,466	(\$251)	\$185	\$5,399
Engineering Technicians, Except Drafters, All Other	1	\$0	\$271	\$0	\$0	\$271
Engineers, All Other	8	\$34,199	\$115,632	\$48,206	\$41,730	\$239,767
English Language and Literature Teachers, Postsecondary	1	\$0	\$84	\$0	\$0	\$84
Entertainers and Performers, Sports and Related Workers	1	\$3,453	\$775	\$2,488	\$23	\$6,739
Entertainers and Performers, Sports and Related Workers, All Other	1	\$798	\$3,705	\$8,162	\$1,691	\$14,356
Environmental Scientists and Specialists, Including Health	3	\$0	\$986	\$2,042	\$5,160	\$8,188
Excavating and Loading Machine and Dragline Operators	1	\$0	\$569	\$2,794	\$2,123	\$5,486
Executive Secretaries and Administrative Assistants	76	\$4,587	\$93,188	\$35,526	\$251,840	\$385,141
Extraction Workers, All Other	1	\$0	\$0	\$0	\$2,430	\$2,430
Extruding and Drawing Machine Setters, Operators, and Tenders, Metal and Plastic	1	\$0	\$630	\$0	\$59	\$689
Fallers	1	\$0	\$637	\$465	\$182	\$1,284
Farm Laborers & Foremen	5	\$871	\$81,203	\$62,217	\$78,398	\$222,690
Farm and Home Management Advisors	1	\$0	\$107	\$0	\$16	\$123
Farm Equipment Mechanics	1	\$0	\$113	\$2,845	\$27	\$2,985
Farm, Ranch, and Other Agricultural Managers	3	\$1,691	\$2,511	\$0	\$0	\$4,202
Farmers & Farm Managers	2	\$19,080	\$44,051	\$345,480	\$107,470	\$516,081
Farmers and Ranchers	9	\$910	\$8,023	\$35,890	\$8,132	\$52,955
Farmworkers and Laborers, Crop, Nursery, and Greenhouse	18	\$23,658	\$70,432	\$220,382	\$78,120	\$392,592
Farmworkers, Farm and Ranch Animals	17	\$57,168	\$19,443	\$65,319	\$53,779	\$195,709
Fence Erectors	1	\$0	\$0	\$1,693	\$0	\$1,693
File Clerks	3	\$0	\$14,369	\$11,910	\$0	\$26,279
Financial Analysts	3	\$0	\$3,185	\$14,727	\$3,022	\$20,934
Financial Managers	3	\$1,066	\$1,942	\$231	\$3,442	\$6,681

	Files with Medical Payments	Rehabilitation	Doctors' Expenses	Hospital Expenses	Other Medical Expenses	Totals
Fine Artists, Including Painters, Sculptors, and Illustrators	1	\$0	\$193	\$1,418	\$48	\$1,659
Fire Fighters	141	\$41,263	\$212,216	\$513,640	\$267,563	\$1,034,682
First-Line Supervisors/Managers of Construction Trades and Extraction Workers	3	\$432	\$2,665	\$0	\$3,336	\$6,433
First-Line Supervisors/Managers of Construction Trades and Extraction Workers	17	\$3,620	\$49,936	\$68,746	\$50,616	\$172,918
First-Line Supervisors/Managers of Correctional Officers	6	\$4,783	\$592	\$0	\$11,981	\$17,356
First-Line Supervisors/Managers of Farming, Fishing, and Forestry Workers	4	\$0	\$6,809	\$7,496	\$737	\$15,042
First-Line Supervisors/Managers of Fire Fighting and Prevention Workers	4	\$9,134	\$13,674	\$16,626	(\$47,631)	(\$8,197)
First-Line Supervisors/Managers of Food Preparation and Serving Workers	10	\$1,473	\$42,319	\$36,307	\$2,920	\$83,019
First-Line Supervisors/Managers of Helpers, Laborers, and Material Movers, Hand	3	\$0	\$5,542	\$0	\$5,456	\$10,998
First-Line Supervisors/Managers of Housekeeping and Janitorial Workers	8	\$7,855	\$24,630	\$51,962	\$33,563	\$118,009
First-Line Supervisors/Managers of Landscaping, Lawn Service, and Groundskeeping Workers	3	\$3,898	\$11,876	\$7,193	\$17,465	\$40,432
First-Line Supervisors/Managers of Mechanics, Installers, and Repairers	9	\$4,358	\$5,163	\$13,180	\$17,774	\$40,475
First-Line Supervisors/Managers of Office and Administrative Support Workers	8	\$788	\$48,675	\$70,235	\$18,985	\$138,683
First-Line Supervisors/Managers of Police and Detectives	7	\$0	\$1,447	\$0	\$4,651	\$6,098
First-Line Supervisors/Managers of Production and Operating Workers	8	\$13,554	\$28,600	\$50,257	\$25,692	\$118,103

	Files with Medical Payments	Rehabilitation	Doctors' Expenses	Hospital Expenses	Other Medical Expenses	Totals
First-Line Supervisors/Managers of Retail Sales Workers	41	\$9,888	\$93,357	\$143,545	\$213,078	\$459,868
First-Line Supervisors/Managers of Transportation and Material- Moving Machine and Vehicle Operators	2	\$0	\$304	\$0	\$335	\$639
First-Line Supervisors/Managers, Food Preparation and Serving Workers	2	\$0	\$0	\$0	\$2,518	\$2,518
First-Line Supervisors/Managers, Protective Service Workers	2	\$0	\$314	\$0	\$0	\$314
First-Line Supervisors/Managers, Protective Service Workers, All Other	4	\$0	\$2,417	\$0	\$35,407	\$37,824
Fish and Game Wardens	4	\$0	\$2,384	\$0	\$10,848	\$13,232
Fitness Trainers and Aerobics Instructors	3	\$8,406	\$17,441	\$15,239	\$9,028	\$50,114
Flight Attendants	13	\$74,577	\$64,617	\$70,170	\$43,523	\$252,887
Floor Layers, Except Carpet, Wood, and Hard Tiles	5	\$296	\$630	\$1,925	\$10,366	\$13,217
Floor Sanders and Finishers	4	\$0	\$3,692	\$18,392	\$6,285	\$28,369
Floral Designers	4	\$0	\$16,806	\$53,145	\$1,618	\$71,569
Food and Beverage Serving Workers	11	\$1,255	\$4,818	\$6,378	\$354	\$12,805
Food Preparation and Serving Related Workers, All Other	7	\$911	\$23,611	\$28,011	\$13,102	\$65,635
Food Preparation Workers	66	\$14,023	\$83,986	\$101,249	\$106,604	\$305,862
Food Preparation Workers	1	\$0	\$854	\$332	\$0	\$1,186
Food Servers, Nonrestaurant	8	\$1,971	\$8,100	\$3,217	\$3,587	\$16,874
Food Service Managers	9	\$4,472	\$13,322	\$27,949	\$18,424	\$64,166
Forest and Conservation Technicians	2	\$0	\$1,305	\$0	\$4,811	\$6,116
Forest and Conservation Workers	1	\$0	\$220	\$0	\$6,521	\$6,741
Foresters	1	\$0	\$179	\$0	\$1,224	\$1,403
Funeral Attendants	3	\$0	\$21,883	\$9,903	\$627	\$32,413
Funeral Directors	1	\$1,476	\$2,611	\$3,846	\$1,439	\$9,372
Furnace, Kiln, Oven, Drier, and Kettle Operators and Tenders	1	\$7,638	\$24,690	\$31,804	\$24,673	\$88,805
Furniture Finishers	2	\$0	\$7,355	\$25,727	\$11,111	\$44,193
Gaming Change Persons and Booth Cashiers	1	\$0	\$164	\$0	\$11	\$175
Gaming Dealers	1	\$5,854	\$2,725	\$2,483	\$1,217	\$12,279

	Files with Medical Payments	Rehabilitation	Doctors' Expenses	Hospital Expenses	Other Medical Expenses	Totals
General and Operations Managers	187	\$92,012	\$483,976	\$752,461	\$561,916	\$1,890,365
General and Operations Managers	1	\$0	\$788	\$436	\$0	\$1,224
Geoscientists, Except Hydrologists and Geographers	1	\$0	\$552	\$0	\$0	\$552
Glaziers	6	\$11,688	\$20,780	\$26,313	\$30,324	\$89,105
Graders and Sorters, Agricultural Products	1	\$0	\$2,734	\$0	\$0	\$2,734
Graduate Teaching Assistants	1	\$0	\$2,905	\$0	\$17,310	\$20,215
Graphic Designers	1	\$2,794	\$3,618	\$6,606	\$0	\$13,018
Grinding and Polishing Workers, Hand	1	\$0	\$2,752	\$0	\$1,183	\$3,935
Grounds Maintenance Workers, All Other	3	\$12,282	\$2,673	\$13,789	\$15,792	\$44,536
Hairdressers, Hairstylists, and Cosmetologists	12	\$17,862	\$42,288	\$19,018	\$22,710	\$101,878
Health Educators	1	\$0	\$1,563	\$0	\$2,699	\$4,262
Health Specialties Teachers, Postsecondary	1	\$1,606	\$3,312	\$0	\$1,759	\$6,677
Health Technologists and Technicians, All Other	1	\$0	\$0	\$1,402	\$0	\$1,402
Healthcare Support Workers, All Other	3	\$0	\$3,223	\$0	\$613	\$3,836
Heating, Air Conditioning, and Refrigeration Mechanics and Installers	41	\$7,761	\$85,669	\$89,683	\$116,917	\$300,029
Helpers, Construction Trades, All Other	11	\$0	\$9,693	\$16,105	\$2,504	\$28,301
Helpers--Brickmasons, Blockmasons, Stonemasons, and Tile and Marble Setters	4	\$0	\$1,459	\$2,710	\$428	\$4,597
Helpers--Carpenters	11	\$5,802	\$61,371	\$26,902	\$25,766	\$119,842
Helpers--Electricians	13	\$15,555	\$66,400	\$83,166	\$38,783	\$203,904
Helpers--Extraction Workers	5	\$0	\$24,401	\$15,476	\$19,580	\$59,457
Helpers--Installation, Maintenance, and Repair Workers	8	\$9,654	\$31,963	\$28,385	\$23,761	\$93,763
Helpers--Painters, Paperhangers, Plasterers, and Stucco Masons	2	\$370	\$321	\$4,113	\$1,317	\$6,121
Helpers--Pipelayers, Plumbers, Pipefitters, and Steamfitters	10	\$13,399	\$97,377	\$192,759	\$71,566	\$375,101
Helpers--Production Workers	31	\$47,900	\$93,687	\$107,431	\$79,744	\$328,762
Highway Maintenance Workers	10	\$0	\$5,046	\$2,583	\$12,552	\$20,181
Home Appliance Repairers	3	\$0	\$39,273	\$57,677	\$11,473	\$108,423
Home Health Aides	2	\$1,381	\$704	\$527	\$3,590	\$6,202

	Files with Medical Payments	Rehabilitation	Doctors' Expenses	Hospital Expenses	Other Medical Expenses	Totals
Hosts and Hostesses, Restaurant, Lounge, and Coffee Shop	3	\$1,567	\$10,077	\$14,149	\$2,431	\$28,224
Hotel, Motel, and Resort Desk Clerks	3	\$0	\$556	\$6,763	\$1,127	\$8,446
Human Resources Assistants, Except Payroll and Timekeeping	3	\$0	\$3,212	\$0	\$25,962	\$29,173
Human Resources Managers	2	\$0	\$837	\$0	\$2,924	\$3,761
Human Resources, Training, and Labor Relations Specialists, All Other	4	\$0	\$1,948	\$461	\$9,262	\$11,671
Industrial Machinery Mechanics	2	\$0	\$376	\$0	\$8,927	\$9,303
Industrial Truck and Tractor Operators	25	\$16,100	\$20,974	\$32,331	\$18,263	\$87,668
Information and Record Clerks, All Other	3	\$0	\$2,742	\$2,011	\$1,508	\$6,261
Inspectors, Testers, Sorters, Samplers, and Weighers	10	\$0	\$12,724	\$21,330	\$14,354	\$48,408
Installation, Maintenance, and Repair Workers, All Other	9	\$9,975	\$14,448	\$108,235	\$29,970	\$162,628
Insulation Workers, Floor, Ceiling, and Wall	2	\$0	\$207	\$784	\$478	\$1,469
Insulation Workers, Mechanical	2	\$0	\$1,448	\$4,606	\$324	\$6,378
Insurance Claims and Policy Processing Clerks	2	\$0	\$1,703	\$0	\$848	\$2,551
Insurance Sales Agents	1	\$0	\$0	\$410	\$0	\$410
Janitors and Cleaners, Except Maids and Housekeeping Cleaners	128	\$25,823	\$215,587	\$178,958	\$289,810	\$710,178
Job Printers	1	\$0	\$0	\$0	\$922	\$922
Judges, Magistrate Judges, and Magistrates	2	\$0	\$2,663	\$0	\$18,321	\$20,984
Kindergarten Teachers, Except Special Education	2	\$1,826	\$695	\$1,563	\$35	\$4,119
Laborers and Freight, Stock, and Material Movers, Hand	76	\$25,943	\$140,829	\$259,585	\$177,998	\$604,355
Laborers, Except Farm	317	\$507,805	\$1,487,797	\$2,094,996	\$4,268,545	\$8,359,144
Landscaping and Groundskeeping Workers	84	\$46,098	\$232,916	\$379,438	\$144,625	\$803,077
Lathe and Turning Machine Tool Setters, Operators, and Tenders, Metal and Plastic	1	\$0	\$625	\$0	\$198	\$823
Laundry and Dry-Cleaning Workers	8	\$421	\$13,004	\$3,347	\$5,633	\$22,405
Law Enforcement Workers	1	\$0	\$780	\$0	\$0	\$780
Lawyers	1	\$0	\$5,780	\$2,905	\$921	\$9,606
Legal Secretaries	2	\$0	\$1,329	\$919	\$181	\$2,429
Legal Support Workers, All Other	1	\$197	\$433	\$0	\$0	\$630

	Files with Medical Payments	Rehabilitation	Doctors' Expenses	Hospital Expenses	Other Medical Expenses	Totals
Librarians	2	\$0	\$6,287	\$0	\$15,929	\$22,216
Library Assistants, Clerical	2	\$0	\$174	\$0	\$330	\$504
Licensed Practical and Licensed Vocational Nurses	71	\$92,291	\$239,532	\$468,330	\$300,980	\$1,101,133
Licensed Practical and Licensed Vocational Nurses	1	\$0	\$338	\$0	\$11,248	\$11,586
Lifeguards, Ski Patrol, and Other Recreational Protective Service Workers	8	\$0	\$15,138	\$14,922	\$7,430	\$37,490
Locksmiths and Safe Repairers	2	\$0	\$2,195	\$5,834	\$219	\$8,248
Logging Workers, All Other	1	\$0	\$29,344	\$150,588	\$63,884	\$243,816
Logisticians	2	\$0	\$11,387	\$0	\$73	\$11,460
Machinists	23	\$16,881	\$41,860	\$169,691	\$75,839	\$304,270
Maids and Housekeeping Cleaners	122	\$17,953	\$211,054	\$51,132	\$326,554	\$606,692
Mail Clerks and Mail Machine Operators, Except Postal Service	5	\$6,791	\$4,042	\$1,513	\$830	\$13,176
Maintenance and Repair Workers, General	220	\$183,956	\$481,291	\$799,875	\$707,147	\$2,172,269
Maintenance Workers, Machinery	3	\$0	\$2,622	\$0	\$7,495	\$10,118
Managers / Administrators	150	\$265,814	\$979,715	\$1,563,914	\$2,462,429	\$5,271,872
Managers, All Other	294	\$225,556	\$923,435	\$1,280,535	\$808,427	\$3,237,953
Market Research Analysts	1	\$0	\$0	\$0	\$0	\$0
Marketing Managers	3	\$16,692	\$30,693	\$6,265	\$12,480	\$66,130
Massage Therapists	1	\$0	\$0	\$0	\$68	\$68
Material Moving Workers, All Other	3	\$1,277	\$2,750	\$1,011	\$2,566	\$7,604
Meat, Poultry, and Fish Cutters and Trimmers	8	\$4,646	\$3,639	\$10,633	\$2,404	\$21,322
Mechanical Door Repairers	2	\$5,936	\$7,806	\$21,504	\$10,056	\$45,302
Mechanical Engineers	5	\$0	\$5,587	\$1,665	\$16,853	\$24,105
Medical and Clinical Laboratory Technicians	1	\$0	\$806	\$0	\$0	\$806
Medical and Clinical Laboratory Technologists	8	\$3,518	\$4,468	\$6,229	\$4,373	\$18,588
Medical and Health Services Managers	1	\$0	\$506	\$0	\$0	\$506
Medical and Public Health Social Workers	4	\$0	\$1,753	\$0	\$3,670	\$5,423
Medical Appliance Technicians	1	\$0	\$2,076	\$14,806	\$646	\$17,528
Medical Assistants	14	\$320	\$24,031	\$15,611	\$9,513	\$49,475
Medical Records and Health Information Technicians	2	\$2,515	\$37,424	\$58,887	\$963	\$99,789
Medical Secretaries	5	\$0	\$19,717	\$43,889	\$22,616	\$86,222

	Files with Medical Payments	Rehabilitation	Doctors' Expenses	Hospital Expenses	Other Medical Expenses	Totals
Mental Health and Substance Abuse Social Workers	1	\$0	\$169	\$1,279	\$58	\$1,506
Mental Health Counselors	6	\$0	\$2,565	\$16,428	\$2,946	\$21,939
Merchandise Displayers and Window Trimmers	2	\$6,839	\$777	\$3,996	\$8,693	\$20,305
Meter Readers, Utilities	1	\$0	\$1,409	\$17,035	\$2,529	\$20,973
Military Enlisted Tactical Operations and Air/Weapons Specialists and Crew Members, All Other	1	\$0	\$0	\$0	\$0	\$0
Milling and Planing Machine Setters, Operators, and Tenders, Metal and Plastic	1	\$357	\$925	\$1,190	\$7,819	\$10,291
Millwrights	4	\$229	\$6,749	\$10,956	\$2,348	\$20,282
Mine Cutting and Channeling Machine Operators	8	\$5,548	\$18,434	\$43,560	\$78,596	\$146,138
Mining and Geological Engineers, Including Mining Safety Engineers	1	\$0	\$44	\$0	\$589	\$632
Mining Machine Operators, All Other	9	\$4,398	\$13,628	\$29,495	\$66,900	\$114,421
Miscellaneous Education, Training, and Library Workers	1	\$1,688	\$1,565	\$0	\$0	\$3,253
Miscellaneous Food Processing Workers	1	\$9,040	\$4,398	\$4,136	\$727	\$18,301
Miscellaneous Motor Vehicle Operators	22	\$18,609	\$38,194	\$84,313	\$18,078	\$159,194
Miscellaneous Teachers and Instructors	1	\$0	\$174	\$0	\$0	\$174
Mobile Heavy Equipment Mechanics, Except Engines	51	\$40,598	\$111,812	\$444,099	\$73,767	\$670,276
Molding, Coremaking, and Casting Machine Setters, Operators, and Tenders, Metal and Plastic	1	\$0	\$0	\$152	\$0	\$152
Motion Picture Projectionists	1	\$0	\$414	\$0	\$81	\$495
Motor Vehicle Operators, All Other	39	\$26,252	\$94,440	\$314,427	\$321,602	\$756,720
Motorboat Mechanics	1	\$206	\$274	\$127	\$1,266	\$1,873
Multiple Machine Tool Setters, Operators, and Tenders, Metal and Plastic	14	\$8,414	\$23,942	\$37,373	\$18,156	\$87,885
Museum Technicians and Conservators	1	\$0	\$0	\$0	\$7,821	\$7,821
Music Directors and Composers	1	\$0	\$934	\$0	\$0	\$934
Network and Computer Systems Administrators	1	\$0	\$884	\$0	\$1,495	\$2,379
Network Systems and Data Communications Analysts	1	\$0	\$1,531	\$0	\$107	\$1,638
Nonfarm Animal Caretakers	16	\$2,775	\$23,569	\$35,662	\$16,387	\$78,393

	Files with Medical Payments	Rehabilitation	Doctors' Expenses	Hospital Expenses	Other Medical Expenses	Totals
Nuclear Engineers	1	\$0	\$0	\$0	\$800	\$800
Nursing Aides, Orderlies, and Attendants	384	\$245,803	\$714,942	\$740,436	\$1,561,279	\$3,262,459
Nursing Instructors and Teachers, Postsecondary	1	\$0	\$26	\$0	\$0	\$26
Occupational Health and Safety Specialists	1	\$0	\$181	\$0	\$3,667	\$3,849
Occupational Therapist Aides	3	\$0	\$1,412	\$1,183	\$45	\$2,641
Occupational Therapist Assistants	1	\$0	\$93	\$0	\$0	\$93
Occupational Therapists	1	\$0	\$8,135	\$17,681	\$32,644	\$58,460
Office and Administrative Support Workers, All Other	14	\$2,273	\$15,933	\$20,478	\$13,886	\$52,571
Office Clerks, General	49	\$7,871	\$102,981	\$85,906	\$77,871	\$274,629
Office Machine Operators, Except Computer	1	\$0	\$0	\$0	\$1,623	\$1,623
Operating Engineers and Other Construction Equipment Operators	54	\$64,303	\$154,093	\$256,423	\$212,230	\$687,049
Operatives, Except Transport	346	\$229,190	\$1,482,178	\$2,006,149	\$3,846,381	\$7,563,898
Order Clerks	4	\$693	\$1,488	\$3,277	\$415	\$5,873
Other Food Preparation and Serving Related Workers	1	\$0	\$0	\$0	\$39	\$39
Other Management Occupations	1	\$223	\$425	\$4,576	\$291	\$5,515
Outdoor Power Equipment and Other Small Engine Mechanics	3	\$0	\$2,256	\$18,045	\$79	\$20,380
Packaging and Filling Machine Operators and Tenders	1	\$738	\$3,469	\$3,140	\$1,873	\$9,220
Packers and Packagers, Hand	17	\$5,488	\$44,637	\$39,911	\$43,384	\$133,420
Painters, Construction and Maintenance	44	\$23,023	\$203,768	\$530,078	\$129,842	\$886,710
Painters, Transportation Equipment	1	\$0	\$391	\$1,401	\$0	\$1,792
Painting, Coating, and Decorating Workers	1	\$2,594	\$2,729	\$7,544	\$1,662	\$14,529
Paralegals and Legal Assistants	7	\$0	\$30,919	\$24,832	\$14,335	\$70,086
Parking Enforcement Workers	2	\$4,030	\$2,501	\$0	\$9,019	\$15,549
Parking Enforcement Workers	1	\$0	\$2,046	\$3,442	\$643	\$6,131
Parts Salespersons	1	\$0	\$1,332	\$16,076	\$151	\$17,559
Paving, Surfacing, and Tamping Equipment Operators	2	\$384	\$1,825	\$4,375	\$0	\$6,584
Payroll and Timekeeping Clerks	6	\$0	\$26,250	\$34,494	\$9,287	\$70,031
Personal and Home Care Aides	7	\$4,157	\$57,971	\$152,390	\$33,125	\$247,643
Personal Care and Service Workers, All Other	4	\$0	\$1,434	\$0	\$1,561	\$2,995
Pest Control Workers	2	\$0	\$8,930	\$13,247	\$0	\$22,177
Pharmacists	5	\$3,188	\$6,045	\$3,088	\$6,956	\$19,277

	Files with Medical Payments	Rehabilitation	Doctors' Expenses	Hospital Expenses	Other Medical Expenses	Totals
Pharmacy Aides	3	\$0	\$10,525	\$1,564	\$10,775	\$22,864
Pharmacy Technicians	5	\$1,051	\$277	\$92	\$1,350	\$2,770
Photographers	2	\$1,552	\$381	\$1,540	\$1,634	\$5,107
Photographic Process Workers	1	\$0	\$1,140	\$0	\$0	\$1,140
Physical Therapist Assistants	1	\$0	\$0	\$0	\$24	\$24
Physical Therapists	3	\$604	\$3,702	\$1,123	\$1,367	\$6,796
Physician Assistants	1	\$0	\$0	\$0	\$480	\$480
Physicians and Surgeons, All Other	5	\$0	\$5,144	\$9,358	\$1,640	\$16,142
Pipelayers	5	\$0	\$1,653	\$2,721	\$1,776	\$6,150
Plant and System Operators, All Other	1	\$0	\$0	\$0	\$362	\$362
Plasterers and Stucco Masons	1	\$0	\$93	\$0	\$859	\$952
Plumbers, Pipefitters, and Steamfitters	49	\$32,632	\$149,597	\$249,165	\$106,931	\$538,324
Police and Sheriff's Patrol Officers	430	\$105,684	\$445,425	\$651,828	\$1,215,021	\$2,417,958
Police Officers	1	\$0	\$245	\$0	\$0	\$245
Police, Fire, and Ambulance Dispatchers	2	\$0	\$251	\$0	(\$190,955)	(\$190,704)
Postal Service Clerks	1	\$112	\$1,442	\$1,999	\$4,595	\$8,148
Postal Service Mail Carriers	2	\$0	\$7,396	\$0	\$447	\$7,843
Postmasters and Mail Superintendents	1	\$0	\$72	\$0	\$2,347	\$2,419
Postsecondary Teachers, All Other	2	\$0	\$4,836	\$0	\$8,010	\$12,846
Power Plant Operators	1	\$10,842	\$3,323	\$1,451	\$10,214	\$25,830
Preschool Teachers, Except Special Education	3	\$1,500	\$1,888	\$479	\$4,003	\$7,870
Pressers, Textile, Garment, and Related Materials	5	\$5,860	\$10,399	\$5,422	\$223	\$21,904
Printing Machine Operators	13	\$772	\$38,993	\$15,543	\$6,766	\$62,074
Private Detectives and Investigators	1	\$584	\$3,328	\$11,160	\$400	\$15,472
Probation Officers and Correctional Treatment Specialists	7	\$0	\$2,332	\$0	\$11,776	\$14,109
Producers and Directors	4	\$11,750	\$56,691	\$113,629	\$63,513	\$245,583
Production Occupations	1	\$0	\$2,343	\$4,063	\$4,475	\$10,881
Production Workers, All Other	180	\$241,813	\$444,241	\$913,560	\$581,796	\$2,181,410
Production, Planning, and Expediting Clerks	1	\$0	\$94	\$1,286	\$168	\$1,548
Professional, Tech. Workers	221	\$77,402	\$577,094	\$598,445	\$1,739,831	\$2,992,772
Property, Real Estate, and Community Association Managers	1	\$147	\$1,636	\$325	\$0	\$2,108

	Files with Medical Payments	Rehabilitation	Doctors' Expenses	Hospital Expenses	Other Medical Expenses	Totals
Protective Service Workers, All Other	1	\$0	\$0	\$0	\$278	\$278
Psychiatric Aides	3	\$0	\$2,002	\$0	\$9,608	\$11,610
Psychiatric Technicians	2	\$0	\$880	\$661	\$1,466	\$3,007
Purchasing Agents and Buyers, Farm Products	2	\$109	\$137	\$0	\$72	\$318
Purchasing Agents, Except Wholesale, Retail, and Farm Products	1	\$0	\$1,183	\$12,468	\$0	\$13,651
Radiologic Technologists and Technicians	13	\$1,416	\$13,279	\$33,284	\$24,035	\$72,015
Rail Transportation Workers, All Other	1	\$5,762	\$2,272	\$0	\$7,419	\$15,453
Rail Yard Engineers, Dinkey Operators, and Hostlers	2	\$0	\$573	\$385	\$1,903	\$2,861
Rail-Track Laying and Maintenance Equipment Operators	1	\$1,807	\$6,020	\$0	\$2,734	\$10,561
Real Estate Sales Agents	1	\$0	\$4,333	\$0	\$334	\$4,667
Receptionists and Information Clerks	20	\$27,642	\$95,019	\$160,371	\$75,897	\$358,929
Recreation and Fitness Studies Teachers, Postsecondary	2	\$0	\$989	\$0	\$450	\$1,439
Recreation Workers	6	\$11,459	\$20,103	\$20,486	\$77,110	\$129,158
Refuse and Recyclable Material Collectors	24	\$4,191	\$8,693	\$53,960	\$35,920	\$102,763
Registered Nurses	192	\$128,645	\$468,188	\$546,048	\$868,584	\$2,011,464
Reinforcing Iron and Rebar Workers	1	\$0	\$0	\$1,145	\$0	\$1,145
Religious Workers, All Other	1	\$0	\$889	\$1,156	\$0	\$2,045
Reporters and Correspondents	1	\$0	\$4,958	\$0	\$504	\$5,462
Reservation and Transportation Ticket Agents and Travel Clerks	5	\$11,240	\$8,485	\$11,795	\$1,294	\$32,814
Residential Advisors	3	\$0	\$3,168	\$1,222	\$2,415	\$6,805
Respiratory Therapists	2	\$52	\$6,279	\$18,483	\$9,544	\$34,358
Respiratory Therapy Technicians	1	\$0	\$144	\$0	\$0	\$144
Retail Salespersons	158	\$40,027	\$424,945	\$473,112	\$298,934	\$1,237,019
Riggers	6	\$5,399	\$16,679	\$14,118	\$16,736	\$52,932
Rolling Machine Setters, Operators, and Tenders, Metal and Plastic	1	\$32,328	\$8,717	\$102,399	\$18,863	\$162,307
Roof Bolters, Mining	17	\$1,762	\$34,280	\$132,549	\$74,761	\$243,352
Roofers	1	\$0	\$866	\$2,504	\$1,348	\$4,718
Roofers	32	\$32,912	\$177,730	\$700,310	\$165,202	\$1,076,154
Rotary Drill Operators, Oil and Gas	2	\$0	\$873	\$7,301	\$32,904	\$41,078

	Files with Medical Payments	Rehabilitation	Doctors' Expenses	Hospital Expenses	Other Medical Expenses	Totals
Sales and Related Workers, All Other	22	\$7	\$35,541	\$132,791	\$66,976	\$235,315
Sales Managers	1	\$0	\$2,872	\$0	\$176	\$3,048
Sales Representatives, Services, All Other	18	\$4,409	\$57,977	\$60,307	\$47,601	\$170,295
Sales Representatives, Wholesale and Manufacturing, Technical and Scientific Products	1	\$0	\$11,400	\$7,491	\$2,099	\$20,990
Sales Workers	24	\$9,729	\$343,395	\$340,727	\$509,832	\$1,203,683
Sawing Machine Setters, Operators, and Tenders, Wood	9	\$10,827	\$20,749	\$14,957	\$26,358	\$72,891
Secretaries and Administrative Assistants	1	\$0	\$0	\$0	\$3,018	\$3,018
Secretaries and Administrative Assistants	1	\$0	\$0	\$0	\$1,382	\$1,382
Secretaries, Except Legal, Medical, and Executive	23	\$14,551	\$47,300	\$27,009	\$61,489	\$150,349
Securities, Commodities, and Financial Services Sales Agents	2	\$1,822	\$1,997	\$4,746	\$826	\$9,391
Security and Fire Alarm Systems Installers	1	\$0	\$0	\$4,220	\$0	\$4,220
Security Guards	47	\$23,772	\$119,054	\$476,352	\$286,531	\$905,709
Security Guards and Gaming Surveillance Officers	1	\$0	\$0	\$0	\$862	\$862
Self-Enrichment Education Teachers	1	\$0	\$216	\$0	\$0	\$216
Septic Tank Servicers and Sewer Pipe Cleaners	1	\$0	\$72	\$400	\$28	\$500
Service Workers	1,123	\$265,581	\$2,254,841	\$1,765,740	\$8,893,811	\$13,179,974
Sheet Metal Workers	22	\$23,105	\$67,685	\$126,881	\$49,371	\$267,042
Shipping, Receiving, and Traffic Clerks	19	\$21,678	\$29,759	\$53,081	\$37,550	\$142,068
Shuttle Car Operators	8	\$5,264	\$17,890	\$24,181	\$102,233	\$149,568
Skin Care Specialists	2	\$0	\$2,966	\$664	\$445	\$4,075
Slaughterers and Meat Packers	4	\$9,257	\$13,150	\$7,716	\$12,448	\$42,571
Social Sciences Teachers, Postsecondary, All Other	1	\$0	\$605	\$2,468	\$37	\$3,110
Social Workers, All Other	9	\$0	\$1,384	\$4,884	\$5,959	\$12,227
Soil and Plant Scientists	2	\$0	\$2,202	\$4,055	\$646	\$6,903
Special Education Teachers, Preschool, Kindergarten, and Elementary School	1	\$0	\$0	\$0	\$75	\$75
Special Education Teachers, Secondary School	1	\$0	\$679	\$0	\$0	\$679
Speech-Language Pathologists	1	\$1,196	\$221	\$3,692	\$95	\$5,204
Stationary Engineers and Boiler Operators	2	\$0	\$839	\$0	\$2,981	\$3,820
Stock Clerks and Order Fillers	244	\$98,039	\$748,042	\$1,089,468	\$860,728	\$2,796,278

	Files with Medical Payments	Rehabilitation	Doctors' Expenses	Hospital Expenses	Other Medical Expenses	Totals
Stonemasons	4	\$5,384	\$31,524	\$78,497	\$3,072	\$118,477
Structural Iron and Steel Workers	27	\$54,705	\$144,941	\$515,060	\$214,729	\$929,435
Structural Metal Fabricators and Fitters	2	\$1,025	\$3,498	\$4,638	\$4,006	\$13,167
Substance Abuse and Behavioral Disorder Counselors	1	\$0	\$0	\$10,497	\$0	\$10,497
Supervisors of Installation, Maintenance, and Repair Workers	1	\$0	\$260	\$4,744	\$764	\$5,768
Supervisors, Construction and Extraction Workers	1	\$0	\$4,059	\$0	\$1,292	\$5,351
Surgical Technologists	9	\$4,142	\$8,483	\$34,082	\$10,303	\$57,010
Surveying and Mapping Technicians	3	\$0	\$7,184	\$2,837	\$1,806	\$11,827
Surveyors	3	\$0	\$885	\$1,866	\$0	\$2,751
Tank Car, Truck, and Ship Loaders	3	\$7,466	\$8,094	\$8,177	\$2,867	\$26,604
Tax Examiners, Collectors, and Revenue Agents	1	\$0	\$27	\$0	\$0	\$27
Tax Preparers	1	\$0	\$188	\$0	\$500	\$688
Taxi Drivers and Chauffeurs	14	\$20,810	\$40,266	\$104,682	\$34,209	\$199,967
Teacher Assistants	49	\$28,169	\$67,140	\$92,142	\$56,496	\$243,947
Teachers and Instructors, All Other	148	\$36,227	\$128,246	\$200,697	\$219,117	\$584,287
Team Assemblers	11	\$27,991	\$38,862	\$14,460	\$14,150	\$95,463
Telecommunications Equipment Installers and Repairers, Except Line Installers	1	\$0	\$190	\$0	\$30	\$220
Telecommunications Line Installers and Repairers	7	\$0	\$59,604	\$128,510	\$10,105	\$198,219
Tellers	1	\$0	\$777	\$1,589	\$266	\$2,632
Tellers	16	\$2,686	\$23,460	\$40,656	\$13,720	\$80,522
Textile Knitting and Weaving Machine Setters, Operators, and Tenders	1	\$0	\$0	\$0	\$3,997	\$3,997
Textile Winding, Twisting, and Drawing Out Machine Setters, Operators, and Tenders	2	\$0	\$0	\$19,958	\$163	\$20,121
Therapists, All Other	2	\$0	\$714	\$0	\$1,470	\$2,184
Tile and Marble Setters	4	\$8,007	\$6,527	\$4,492	\$12,242	\$31,268
Tire Builders	3	\$5,249	\$9,670	\$0	\$1,350	\$16,269
Tire Repairers and Changers	6	\$6,041	\$28,803	\$23,263	\$73,571	\$131,678
Title Examiners, Abstractors, and Searchers	1	\$0	\$9,690	\$383	\$3,230	\$13,303
Tour Guides and Escorts	1	\$0	\$0	\$0	\$17	\$17
Traffic Technicians	1	\$2,765	\$1,718	\$976	\$13,344	\$18,803

	Files with Medical Payments	Rehabilitation	Doctors' Expenses	Hospital Expenses	Other Medical Expenses	Totals
Training and Development Specialists	5	\$4,600	\$3,137	\$1,754	\$13,881	\$23,372
Transport Equip. Operators	129	\$310,085	\$622,680	\$1,645,683	\$1,448,922	\$4,027,371
Transportation Attendants, Except Flight Attendants and Baggage Porters	8	\$9,305	\$18,553	\$58,122	\$10,101	\$96,081
Transportation Inspectors	2	\$0	\$0	\$0	\$1,067	\$1,067
Transportation Workers, All Other	42	\$0	\$85,061	\$38,710	\$314,842	\$438,613
Transportation, Storage, and Distribution Managers	4	\$0	\$638	\$0	\$2,229	\$2,867
Tree Trimmers and Pruners	10	\$24,938	\$43,186	\$115,442	\$87,727	\$271,293
Truck Drivers, Heavy and Tractor-Trailer	279	\$427,467	\$1,213,015	\$2,728,641	\$1,314,723	\$5,683,846
Truck Drivers, Light or Delivery Services	77	\$49,881	\$191,834	\$241,157	\$145,223	\$628,094
Unknown, Unreported	2,970	\$1,919,137	\$7,530,878	\$12,262,600	\$11,090,660	\$32,803,275
Upholsterers	5	\$0	\$8,766	\$6,331	\$840	\$15,937
Ushers, Lobby Attendants, and Ticket Takers	1	\$0	\$3,014	\$0	\$0	\$3,014
Veterinarians	4	\$0	\$3,920	\$5,235	\$1,257	\$10,412
Veterinary Assistants and Laboratory Animal Caretakers	21	\$13,993	\$62,236	\$48,448	\$10,481	\$135,158
Veterinary Technologists and Technicians	6	\$0	\$4,666	\$3,958	\$138	\$8,762
Waiters and Waitresses	36	\$289,728	\$505,084	\$1,444,145	\$370,489	\$2,609,447
Water and Liquid Waste Treatment Plant and System Operators	4	\$0	\$6,297	\$27	\$27,118	\$33,442
Welders, Cutters, Solderers, and Brazers	62	\$73,963	\$152,439	\$261,840	\$145,169	\$633,411
Welding, Soldering, and Brazing Machine Setters, Operators, and Tenders	2	\$0	\$0	\$990	\$38	\$1,028
Wholesale and Retail Buyers, Except Farm Products	3	\$1,635	\$677	\$485	\$943	\$3,740
Woodworkers, All Other	1	\$0	\$0	\$125	\$0	\$125
Woodworking Machine Setters, Operators, and Tenders, Except Sawing	3	\$10,903	\$27,262	\$61,478	\$39,764	\$139,407
Zoologists and Wildlife Biologists	2	\$0	\$260	\$0	\$3,539	\$3,799
Totals:	13,278	\$9,459,770	\$35,664,500	\$56,835,945	\$65,699,056	\$167,659,272
Industry:						
Accounting, Tax Preparation, Bookkeeping, and Payroll Services	4	\$4,918	\$14,527	\$14,396	\$1,924	\$35,765

	Files with Medical Payments	Rehabilitation	Doctors' Expenses	Hospital Expenses	Other Medical Expenses	Totals
Activities Related to Real Estate	15	\$8,858	\$53,642	\$82,117	\$51,807	\$196,424
Administration of Economic Programs	8	\$16,925	\$13,007	\$58,699	\$21,973	\$110,603
Administration of Human Resource Programs	2	\$0	\$914	\$0	\$528	\$1,442
Advertising and Related Services	2	\$0	\$1,065	\$0	\$215	\$1,280
Aerospace Product and Parts Manufacturing	8	\$1,200	\$5,525	\$720	\$9,537	\$16,982
Agencies, Brokerages, and Other Insurance Related Activities	5	\$2,157	\$16,694	\$18,625	\$10,450	\$47,926
Agents and Managers for Artists, Athletes, Entertainers, and Other Public Figures	1	\$5,335	\$11,968	\$72,706	\$12,611	\$102,620
Agriculture Production	10	\$38,735	\$180,506	\$99,474	\$233,706	\$552,421
Agriculture Service	3	\$2,040	\$10,197	\$2,433	\$15,591	\$30,261
Agriculture, Construction, and Mining Machinery Manufacturing	6	\$1,747	\$24,768	\$24,395	\$18,797	\$69,707
Amusement Parks and Arcades	14	\$7,106	\$40,194	\$17,493	\$47,479	\$112,272
Animal Slaughtering and Processing	136	\$240,844	\$315,085	\$504,346	\$305,912	\$1,366,186
Apparel Accessories and Other Apparel Manufacturing	1	\$0	\$5,621	\$849	\$4,979	\$11,449
Architectural and Structural Metals Manufacturing	11	\$1,220	\$20,721	\$15,299	\$40,828	\$78,068
Architectural, Engineering, and Related Services	20	\$30,851	\$51,392	\$110,738	\$73,629	\$266,610
Automobile Dealers	20	\$8,826	\$20,799	\$16,789	\$7,861	\$54,274
Automotive Equipment Rental and Leasing	5	\$683	\$8,921	\$13,954	\$4,896	\$28,454
Automotive Parts, Accessories, and Tire Stores	36	\$14,438	\$150,029	\$214,958	\$123,975	\$503,400
Automotive Repair and Maintenance	53	\$33,143	\$160,641	\$97,477	\$72,033	\$363,293
Bakeries and Tortilla Manufacturing	3	\$11,968	\$78,592	\$40,917	\$32,796	\$164,273
Beer, Wine, and Distilled Alcoholic Beverage Merchant Wholesalers	4	\$0	\$1,683	\$21,846	\$1,391	\$24,919
Beer, Wine, and Liquor Stores	1	\$0	\$0	\$363	\$0	\$363
Beverage Manufacturing	23	\$1,602	\$24,300	\$13,345	\$17,101	\$56,348
Book, Periodical, and Music Stores	1	\$674	\$603	\$0	\$18	\$1,295
Building Construction	3	\$0	\$862	\$2,113	\$2,781	\$5,756
Building Equipment Contractors	273	\$315,684	\$942,937	\$1,938,651	\$889,033	\$4,086,305
Building Finishing Contractors	88	\$79,734	\$195,288	\$509,810	\$210,322	\$995,154

	Files with Medical Payments	Rehabilitation	Doctors' Expenses	Hospital Expenses	Other Medical Expenses	Totals
Building Material and Supplies Dealers	28	\$10,061	\$18,221	\$85,322	\$11,537	\$125,141
Business Services	73	\$257,061	\$692,851	\$1,277,816	\$2,359,549	\$4,587,277
Business Support Services	6	\$0	\$35,783	\$27,032	\$366	\$63,181
Business, Professional, Labor, Political, and Similar Organizations	2	\$2,962	\$2,479	\$3,725	\$1,588	\$10,754
Cattle Ranching and Farming	13	\$4,289	\$16,050	\$68,541	\$32,685	\$121,565
Cement and Concrete Product Manufacturing	9	\$10,176	\$16,754	\$81,501	\$37,303	\$145,734
Chemical and Allied Products Merchant Wholesalers	1	\$1,434	\$5,949	\$11,106	\$306	\$18,795
Chemical Products	4	\$0	\$49,102	\$15,224	\$122,440	\$186,766
Child Day Care Services	26	\$37,784	\$34,957	\$63,636	\$12,181	\$148,558
Civic and Social Organizations	2	\$3,404	\$6,283	\$7,158	\$9,867	\$26,712
Clay Product and Refractory Manufacturing	1	\$39,079	\$17,568	\$71,690	\$30,703	\$159,040
Clothing Stores	18	\$7,774	\$25,272	\$26,134	\$44,584	\$103,763
Coal Mining	113	\$45,372	\$486,655	\$1,178,485	\$947,847	\$2,658,359
Coal Mining	381	\$71,962	\$413,774	\$511,684	\$3,549,885	\$4,547,305
Colleges, Universities, and Professional Schools	365	\$13,469	\$322,197	\$87,622	\$1,168,030	\$1,591,318
Commercial and Industrial Machinery and Equipment (except Automotive and Electronic) Repair and Maintenance	8	\$17,801	\$13,427	\$40,550	\$1,682	\$73,460
Commercial and Industrial Machinery and Equipment Rental and Leasing	3	\$188	\$3,861	\$2,369	\$122	\$6,540
Commercial and Service Industry Machinery Manufacturing	3	\$738	\$6,556	\$4,501	\$9,068	\$20,863
Communications	5	\$4,336	\$66,617	\$241,257	\$34,950	\$347,160
Communications Equipment Manufacturing	1	\$0	\$11,079	\$4,433	\$452	\$15,964
Community Care Facilities for the Elderly	6	\$9,167	\$8,230	\$45,766	\$13,600	\$76,763
Community Food and Housing, and Emergency and Other Relief Services	4	\$0	\$12,733	\$2,539	\$1,588	\$16,860
Computer and Peripheral Equipment Manufacturing	3	\$0	\$3,851	\$14,865	\$8,886	\$27,602
Computer Systems Design and Related Services	6	\$1,303	\$48,802	\$39,449	\$22,794	\$112,348
Construction - NEC	71	\$329,336	\$627,982	\$1,235,981	\$1,424,862	\$3,618,161
Consumer Goods Rental	9	\$10,102	\$40,855	\$41,462	\$22,903	\$115,322
Converted Paper Product Manufacturing	4	\$248	\$6,115	\$25,130	\$6,669	\$38,161

	Files with Medical Payments	Rehabilitation	Doctors' Expenses	Hospital Expenses	Other Medical Expenses	Totals
Couriers	3	\$50,847	\$28,060	\$154,455	\$17,882	\$251,244
Cut and Sew Apparel Manufacturing	1	\$0	\$400	\$0	\$4,323	\$4,723
Cutlery and Handtool Manufacturing	1	\$5,887	\$8,150	\$5,646	\$9,947	\$29,630
Dairy Product Manufacturing	2	\$909	\$755	\$0	\$7,296	\$8,960
Data Processing, Hosting, and Related Services	1	\$2,920	\$11,744	\$14,354	\$15,147	\$44,165
Death Care Services	8	\$5,097	\$27,802	\$20,428	\$7,643	\$60,970
Department Stores	436	\$10,717	\$873,981	\$1,455,443	\$1,426,362	\$3,766,503
Depository Credit Intermediation	35	\$4,491	\$110,794	\$166,854	\$40,642	\$322,781
Direct Selling Establishments	3	\$0	\$2,207	\$13	\$2,118	\$4,338
Drinking Places (Alcoholic Beverages)	1	\$0	\$0	\$0	\$55	\$55
Drugs and Druggists' Sundries Merchant Wholesalers	3	\$0	\$321	\$5,067	\$1,005	\$6,393
Drycleaning and Laundry Services	10	\$5,860	\$21,719	\$19,255	\$2,795	\$49,629
Education	145	\$77,478	\$483,532	\$577,167	\$863,489	\$2,001,666
Educational Support Services	2	\$0	\$0	\$0	\$224	\$224
Electric Power Generation, Transmission and Distribution	14	\$36,474	\$141,580	\$126,520	\$183,046	\$487,620
Electrical and Electronic Goods Merchant Wholesalers	1	\$0	\$29,641	\$55,260	\$345	\$85,246
Electrical Equipment Manufacturing	1	\$0	\$107	\$11,830	\$1,366	\$13,303
Electronic Shopping and Mail- Order Houses	6	\$28,641	\$35,204	\$78,758	\$24,895	\$167,498
Electronics and Appliance Stores	11	\$0	\$61,597	\$66,567	\$19,851	\$148,015
Elementary and Secondary Schools	467	\$132,706	\$517,241	\$929,220	\$815,968	\$2,395,135
Employment Services	77	\$43,544	\$166,101	\$308,847	\$261,054	\$779,546
Engine, Turbine, and Power Transmission Equipment Manufacturing	2	\$904	\$141	\$1,314	\$228	\$2,587
Engineering	4	\$0	\$5,028	\$14,686	\$9,521	\$29,235
Entertainment	2	\$280	\$118,450	\$110,462	\$35,019	\$264,211
Executive, Legislative, and Other General Government Support	1,669	\$109,126	\$2,023,748	\$1,062,653	\$7,427,424	\$10,622,950
Fabric Mills	1	\$0	\$0	\$19,958	\$0	\$19,958
Facilities Support Services	3	\$7,634	\$28,095	\$64,064	\$35,615	\$135,409
Farm Product Raw Material Merchant Wholesalers	2	\$0	\$1,086	\$3,650	\$5,978	\$10,714
Fiber, Yarn, and Thread Mills	2	\$0	\$1,581	\$0	\$0	\$1,581

	Files with Medical Payments	Rehabilitation	Doctors' Expenses	Hospital Expenses	Other Medical Expenses	Totals
Finance	3	\$0	\$8,617	\$27,971	\$18,368	\$54,956
Florists	10	\$10,512	\$28,763	\$60,149	\$11,853	\$111,277
Food Products	24	\$63,526	\$130,864	\$271,309	\$252,417	\$718,116
Forestry	3	\$0	\$145	\$4,043	\$3,037	\$7,225
Foundation, Structure, and Building Exterior Contractors	124	\$75,525	\$524,832	\$2,070,216	\$473,850	\$3,144,423
Foundries	2	\$0	\$22,887	\$0	\$323	\$23,210
Fruit and Tree Nut Farming	4	\$5,079	\$150	\$3,887	\$1,561	\$10,677
Fruit and Vegetable Preserving and Specialty Food Manufacturing	2	\$21,909	\$5,984	\$126,299	\$132	\$154,324
Full-Service Restaurants	135	\$342,489	\$785,633	\$1,907,203	\$578,443	\$3,613,768
Furniture and Home Furnishing Merchant Wholesalers	14	\$4,921	\$23,300	\$12,400	\$19,211	\$59,832
Furniture Fixtures	5	\$11,745	\$103,669	\$86,919	\$92,131	\$294,464
Furniture Stores	13	\$5,110	\$53,348	\$84,478	\$13,126	\$156,062
Gasoline Stations	40	\$16,118	\$40,823	\$41,117	\$69,310	\$167,368
General Construction	18	\$79,857	\$126,145	\$347,963	\$446,511	\$1,000,476
General Freight Trucking	126	\$171,682	\$386,185	\$1,272,572	\$389,883	\$2,220,321
General Medical and Surgical Hospitals	423	\$238,245	\$773,862	\$1,411,739	\$1,328,953	\$3,752,798
Glass and Glass Product Manufacturing	11	\$20,380	\$49,138	\$71,902	\$72,971	\$214,391
Greenhouse, Nursery, and Floriculture Production	10	\$3,005	\$12,384	\$5,159	\$3,118	\$23,666
Grocery and Related Product Wholesalers	10	\$2,712	\$42,386	\$13,174	\$32,395	\$90,667
Grocery Stores	117	\$32,930	\$151,178	\$200,519	\$273,821	\$658,448
Hardware Manufacturing	1	\$0	\$1,563	\$0	\$4,010	\$5,573
Hardware, and Plumbing and Heating Equipment and Supplies Merchant Wholesalers	1	\$0	\$0	\$9,700	\$0	\$9,700
Health and Personal Care Stores	47	\$7,681	\$48,657	\$48,512	\$148,292	\$253,142
Health Services	45	\$145,865	\$266,399	\$585,529	\$634,648	\$1,632,442
Highway, Street, and Bridge Construction	19	\$42,721	\$25,234	\$182,689	\$31,183	\$281,827
Home Furnishings Stores	6	\$0	\$22,361	\$8,575	\$12,019	\$42,955
Home Health Care Services	24	\$45,283	\$107,244	\$148,991	\$115,236	\$416,754
Horticulture	9	\$664	\$36,776	\$156,555	\$122,502	\$316,497
Household and Institutional Furniture and Kitchen Cabinet Manufacturing	17	\$30,940	\$38,721	\$47,977	\$40,428	\$158,066
Individual and Family Services	6	\$27,510	\$13,850	\$23,336	\$7,138	\$71,834

	Files with Medical Payments	Rehabilitation	Doctors' Expenses	Hospital Expenses	Other Medical Expenses	Totals
Insurance	1	\$0	\$576	\$0	\$422	\$998
Insurance Carriers	16	\$19,655	\$23,587	\$27,132	\$22,813	\$93,187
Internet Publishing and Broadcasting	2	\$127	\$1,054	\$633	\$0	\$1,814
Interurban and Rural Bus Transportation	8	\$172	\$3,072	\$150	\$3,180	\$6,574
Investigation and Security Services	14	\$11,760	\$26,512	\$26,693	\$18,916	\$83,882
Iron and Steel Mills and Ferroalloy Manufacturing	3	\$481	\$1,267	\$1,765	\$1,983	\$5,496
Junior Colleges	3	\$0	\$4,048	\$0	\$27,047	\$31,095
Justice, Public Order, and Safety Activities	571	\$166,886	\$567,532	\$1,073,322	\$1,234,218	\$3,041,958
Land Subdivision	2	\$0	\$0	\$1,124	\$0	\$1,124
Lawn and Garden Equipment and Supplies Stores	7	\$0	\$22,118	\$37,291	\$11,732	\$71,141
Legal Services	10	\$19,635	\$61,260	\$58,802	\$42,455	\$182,152
Lessors of Real Estate	11	\$26,657	\$90,641	\$129,551	\$80,513	\$327,362
Limited-Service Eating Places	73	\$101,399	\$231,043	\$435,681	\$262,841	\$1,030,964
Local Government	341	\$119,463	\$322,682	\$528,246	\$1,701,636	\$2,672,026
Local Messengers and Local Delivery	3	\$6,652	\$18,078	\$2,338	\$17,611	\$44,679
Logging	9	\$1,961	\$20,278	\$22,693	\$13,046	\$57,978
Lumber and Other Construction Materials	4	\$13,198	\$38,454	\$54,965	\$15,494	\$122,111
Merchant Wholesalers						
Machine Shops; Turned Product; and Screw, Nut, and Bolt Manufacturing	4	\$0	\$3,195	\$1,116	\$24	\$4,335
Machinery - Electric	7	\$0	\$26,832	\$26,681	\$15,889	\$69,402
Machinery - Non-Electric	1	\$3,690	\$0	\$0	\$97	\$3,787
Machinery, Equipment, and Supplies Merchant Wholesalers	1	\$2,155	\$570	\$8,346	\$1,735	\$12,806
Management of Companies and Enterprises	2	\$0	\$4,221	\$16,617	\$438	\$21,276
Management, Scientific, and Technical Consulting Services	3	\$47,755	\$67,906	\$25,247	\$103,459	\$244,367
Medical and Diagnostic Laboratories	1	\$0	\$2,030	\$2,398	\$0	\$4,428
Medical Equipment and Supplies Manufacturing	4	\$1,494	\$5,238	\$8,366	\$956	\$16,054
Metal and Mineral (except Petroleum) Merchant Wholesalers	2	\$1,250	\$10,375	\$2,199	\$1,382	\$15,206
Metal Mining	1	\$14,880	\$18,922	\$27,707	\$24,907	\$86,416
Metal Products	9	\$4,995	\$41,742	\$76,678	\$37,582	\$160,997

	Files with Medical Payments	Rehabilitation	Doctors' Expenses	Hospital Expenses	Other Medical Expenses	Totals
Metalworking Machinery Manufacturing	1	\$0	\$299	\$2,677	\$0	\$2,976
Miscellaneous - NEC	9	\$2,007	\$7,851	\$19,704	\$58,790	\$88,352
Miscellaneous Durable Goods Merchant Wholesalers	5	\$0	\$8,076	\$3,658	\$2,084	\$13,818
Miscellaneous Manufacturing	35	\$123,059	\$215,442	\$320,725	\$660,442	\$1,319,668
Miscellaneous Nondurable Goods Merchant Wholesalers	9	\$1,733	\$49,914	\$264,460	\$8,096	\$324,203
Monetary Authorities - Central Bank	3	\$0	\$6,867	\$32,066	\$248	\$39,181
Motion Picture and Video Industries	3	\$0	\$2,450	\$2,340	\$160	\$4,950
Motor Vehicle and Motor Vehicle Parts and Supplies Merchant Wholesalers	8	\$5,375	\$52,513	\$55,364	\$74,702	\$187,954
Motor Vehicle Body and Trailer Manufacturing	18	\$46,840	\$69,835	\$21,200	\$84,149	\$222,024
Motor Vehicle Manufacturing	1	\$0	\$297	\$89	\$0	\$386
Motor Vehicle Parts Manufacturing	8	\$26,007	\$11,686	\$4,990	\$21,070	\$63,753
Museums, Historical Sites, and Similar Institutions	6	\$626	\$7,910	\$3,992	\$2,159	\$14,687
Natural Gas Distribution	1	\$0	\$403	\$0	\$0	\$403
Newspaper, Periodical, Book, and Directory Publishers	11	\$6,728	\$25,791	\$21,817	\$4,997	\$59,333
Nondepository Credit Intermediation	5	\$2,389	\$4,934	\$5,831	\$3,046	\$16,200
Nonmetallic Mineral Mining and Quarrying	2	\$793	\$2,830	\$6,420	\$18	\$10,061
Non-Profit	6	\$0	\$917	\$0	\$3,005	\$3,922
Nonresidential Building Construction	191	\$257,411	\$682,020	\$2,035,296	\$789,753	\$3,764,480
Nonscheduled Air Transportation	1	\$0	\$1,374	\$1,242	\$11,506	\$14,122
Nursing Care Facilities	138	\$162,071	\$390,729	\$361,099	\$430,671	\$1,344,570
Office Administrative Services	2	\$512	\$3,225	\$5,626	\$7,185	\$16,548
Office Furniture (including Fixtures) Manufacturing	2	\$51,604	\$762	\$125	\$742	\$53,233
Office Supplies, Stationery, and Gift Stores	5	\$2,313	\$6,672	\$8,898	\$34,468	\$52,351
Offices of Dentists	16	\$6,313	\$99,072	\$181,707	\$33,285	\$320,377
Offices of Other Health Practitioners	15	\$10,893	\$9,186	\$31,839	\$20,540	\$72,457
Offices of Physicians	40	\$6,577	\$91,783	\$264,986	\$90,661	\$454,007
Offices of Real Estate Agents and Brokers	10	\$4,261	\$97,199	\$10,391	\$14,471	\$126,322
Oil & Gas Drilling	2	\$577	\$6,760	\$3,200	\$65,489	\$76,026
Oil and Gas Extraction	5	\$975	\$1,244	\$5,810	\$31,714	\$39,743
Oilseed and Grain Farming	3	\$597	\$1,973	\$748	\$482	\$3,800

	Files with Medical Payments	Rehabilitation	Doctors' Expenses	Hospital Expenses	Other Medical Expenses	Totals
Other Ambulatory Health Care Services	15	\$17,102	\$31,400	\$70,738	\$16,896	\$136,136
Other Amusement and Recreation Industries	33	\$33,998	\$133,046	\$134,290	\$45,527	\$346,860
Other Animal Production	3	\$648	\$2,710	\$4,752	\$516	\$8,626
Other Chemical Product and Preparation Manufacturing	2	\$1,679	\$3,276	\$61,918	\$4,919	\$71,792
Other Crop Farming	2	\$313	\$406	\$4,317	\$1,964	\$7,000
Other Fabricated Metal Product Manufacturing	4	\$0	\$374	\$3,932	\$5,195	\$9,501
Other Food Manufacturing	3	\$0	\$1,710	\$8,011	\$23	\$9,744
Other Furniture Related Product Manufacturing	1	\$0	\$3,699	\$8,135	\$2,436	\$14,270
Other General Merchandise Stores	81	\$25,952	\$123,114	\$205,498	\$144,661	\$499,225
Other General Purpose Machinery Manufacturing	4	\$2,416	\$7,032	\$54,280	\$809	\$64,537
Other Heavy and Civil Engineering Construction	4	\$581	\$1,588	\$1,024	\$3,475	\$6,668
Other Investment Pools and Funds	2	\$8,092	\$531	\$3,340	\$0	\$11,963
Other Miscellaneous Manufacturing	76	\$109,999	\$277,436	\$251,028	\$188,014	\$826,477
Other Miscellaneous Store Retailers	30	\$12,472	\$55,242	\$70,126	\$109,732	\$247,572
Other Motor Vehicle Dealers	3	\$39,763	\$40,143	\$29,520	\$37,509	\$146,935
Other Nonmetallic Mineral Product Manufacturing	4	\$3,326	\$12,214	\$5,794	\$4,422	\$25,756
Other Personal Services	9	\$4,030	\$8,641	\$9,477	\$3,793	\$25,941
Other Professional, Scientific, and Technical Services	55	\$7,622	\$127,629	\$102,531	\$37,698	\$275,480
Other Residential Care Facilities	4	\$13,665	\$11,367	\$9,796	\$10,429	\$45,257
Other Schools and Instruction	5	\$5,786	\$13,136	\$24,346	\$16,360	\$59,627
Other Specialty Trade Contractors	134	\$212,177	\$499,618	\$1,015,404	\$506,919	\$2,234,118
Other Support Activities for Transportation	3	\$1,975	\$202	\$0	\$777	\$2,954
Other Support Services	5	\$5,423	\$102,364	\$129,644	\$20,318	\$257,749
Other Telecommunications	2	\$0	\$2,257	\$0	\$2,608	\$4,865
Other Textile Product Mills	6	\$0	\$1,150	\$0	\$56,447	\$57,597
Other Transit and Ground Passenger Transportation	1	\$0	\$6,202	\$12,586	\$15,352	\$34,140
Other Wood Product Manufacturing	13	\$25,286	\$33,067	\$38,760	\$40,440	\$137,554
Outpatient Care Centers	25	\$6,312	\$57,842	\$91,018	\$58,384	\$213,555
Paper and Paper Product Merchant Wholesalers	2	\$3,606	\$4,221	\$11,147	\$3,264	\$22,238
Performing Arts Companies	7	\$20,727	\$13,756	\$18,005	\$14,534	\$67,022

	Files with Medical Payments	Rehabilitation	Doctors' Expenses	Hospital Expenses	Other Medical Expenses	Totals
Personal and Household Goods Repair and Maintenance	6	\$206	\$27,397	\$8,215	\$1,284	\$37,102
Personal Care Services	14	\$17,862	\$45,164	\$19,343	\$22,975	\$105,344
Personal Services	17	\$34,025	\$108,789	\$64,742	\$419,977	\$627,533
Pesticide, Fertilizer, and Other Agricultural Chemical Manufacturing	1	\$0	\$7,927	\$13,247	\$0	\$21,174
Petroleum & Coal	5	\$0	\$44,192	\$35,016	\$110,499	\$189,707
Petroleum and Coal Products Manufacturing	3	\$159	\$5,634	\$5,865	\$2,136	\$13,794
Petroleum and Petroleum Products Merchant Wholesalers	2	\$0	\$1,902	\$4,088	\$1,147	\$7,137
Pharmaceutical and Medicine Manufacturing	2	\$0	\$2,286	\$1,963	\$5,136	\$9,385
Plastics Product Manufacturing	8	\$13,012	\$63,368	\$67,730	\$69,613	\$213,723
Poultry and Egg Production	1	\$48	\$0	\$0	\$34	\$82
Printing & Publishing	3	\$45,802	\$103,732	\$119,754	\$117,961	\$387,249
Printing and Related Support Activities	23	\$0	\$40,715	\$41,135	\$46,634	\$128,484
Professional and Commercial Equipment and Supplies Merchant Wholesalers	6	\$2,813	\$19,329	\$8,645	\$2,706	\$33,493
Professional Equipment	1	\$0	\$20,959	\$9,396	\$11,501	\$41,856
Psychiatric and Substance Abuse Hospitals	42	\$0	\$48,639	\$0	\$240,775	\$289,414
Radio and Television Broadcasting	14	\$12,356	\$72,087	\$132,894	\$54,065	\$271,402
Real Estate	8	\$175	\$41,870	\$42,698	\$24,796	\$109,539
Recreation	4	\$34,812	\$177,029	\$280,453	\$317,301	\$809,595
Religious Organizations	51	\$42,568	\$100,297	\$115,015	\$27,631	\$285,511
Remediation and Other Waste Management Services	4	\$808	\$860	\$2,959	\$775	\$5,402
Repair Services	12	\$123	\$75,812	\$121,952	\$90,803	\$288,690
Residential Building Construction	115	\$86,650	\$405,461	\$738,463	\$277,493	\$1,508,067
Residential Mental Retardation, Mental Health and Substance Abuse Facilities	2	\$0	\$3,532	\$870	\$18,026	\$22,429
Resin, Synthetic Rubber, and Artificial Synthetic Fibers and Filaments Manufacturing	3	\$222	\$1,184	\$0	\$1,367	\$2,773
Retail Trade	146	\$253,715	\$1,143,787	\$1,182,008	\$2,377,490	\$4,956,999
Rubber & Plastics	21	\$40,125	\$320,536	\$342,273	\$374,494	\$1,077,428
Rubber Product Manufacturing	19	\$35,577	\$70,112	\$76,567	\$35,072	\$217,328

	Files with Medical Payments	Rehabilitation	Doctors' Expenses	Hospital Expenses	Other Medical Expenses	Totals
Sawmills and Wood Preservation	13	\$11,888	\$38,549	\$27,245	\$32,716	\$110,398
Scheduled Air Transportation	61	\$162,154	\$163,234	\$174,213	\$147,760	\$647,361
Semiconductor and Other Electronic Component Manufacturing	1	\$0	\$1,024	\$0	\$0	\$1,024
Services to Buildings and Dwellings	128	\$114,335	\$437,067	\$903,980	\$190,547	\$1,645,930
Ship and Boat Building	3	\$5,061	\$11,150	\$14,118	\$13,918	\$44,247
Shoe Stores	4	\$0	\$16,924	\$21,826	\$1,814	\$40,564
Social Advocacy Organizations	6	\$18,896	\$21,348	\$6,247	\$70,265	\$116,756
Special Food Services	7	\$1,819	\$12,144	\$9,811	\$2,822	\$26,596
Specialized Freight Trucking	21	\$35,200	\$59,463	\$92,559	\$424,444	\$611,666
Specialty (except Psychiatric and Substance Abuse) Hospitals	3	\$0	\$2,610	\$0	\$4,151	\$6,761
Specific Trade Construction	102	\$261,498	\$576,479	\$1,877,795	\$1,152,360	\$3,868,131
Spectator Sports	9	\$4,452	\$15,345	\$13,691	\$11,342	\$44,830
Sporting Goods, Hobby, and Musical Instrument Stores	6	\$5,083	\$26,024	\$28,674	\$7,085	\$66,866
State Government	1,476	\$1,856	\$2,580,842	\$1,178,579	\$11,977,873	\$15,739,150
Stone, Clay, Glass	9	\$5,152	\$87,105	\$335,628	\$93,960	\$521,845
Sugar and Confectionery Product Manufacturing	11	\$1,559	\$33,892	\$39,177	\$36,915	\$111,543
Support Activities for Air Transportation	9	\$31,131	\$19,990	\$56,175	\$30,917	\$138,213
Support Activities for Animal Production	1	\$0	\$258	\$0	\$0	\$258
Support Activities for Crop Production	1	\$1,342	\$164	\$2,222	\$1,105	\$4,833
Support Activities for Forestry	3	\$0	\$9,460	\$4,055	\$9,508	\$23,023
Support Activities for Mining	12	\$6,230	\$54,064	\$63,754	\$37,710	\$161,758
Support Activities for Road Transportation	26	\$50,724	\$177,991	\$166,480	\$81,735	\$476,930
Support Activities for Water Transportation	1	\$0	\$447	\$1,139	\$0	\$1,586
Taxi and Limousine Service	3	\$9,344	\$6,060	\$10,013	\$3,659	\$29,076
Textile and Fabric Finishing and Fabric Coating Mills	1	\$0	\$0	\$0	\$501	\$501
Textile Products	23	\$34,636	\$28,879	\$53,770	\$212,843	\$330,128
Tobacco Manufacturing	4	\$3,640	\$19,246	\$17,780	\$43,126	\$83,792
Transport Equipment	8	\$26,510	\$31,808	\$40,402	\$33,835	\$132,555
Transportation	83	\$217,841	\$662,389	\$1,626,871	\$1,959,453	\$4,466,554
Traveler Accommodation	65	\$22,184	\$89,094	\$211,766	\$63,841	\$386,885
Unknown	2,207	\$2,124,928	\$8,005,600	\$13,325,373	\$7,746,803	\$31,202,703

	Files with Medical Payments	Rehabilitation	Doctors' Expenses	Hospital Expenses	Other Medical Expenses	Totals
Urban Transit Systems	29	\$17,733	\$45,698	\$28,321	\$41,713	\$133,466
Used Merchandise Stores	3	\$0	\$5,343	\$12,888	\$174	\$18,405
Utilities	16	\$75,780	\$173,374	\$89,510	\$116,485	\$455,149
Utility System Construction	18	\$27,240	\$21,688	\$68,911	\$34,587	\$152,425
Ventilation, Heating, Air- Conditioning, and Commercial Refrigeration Equipment Manufacturing	3	\$9,390	\$9,417	\$20,439	\$22,111	\$61,357
Vocational Rehabilitation Services	1	\$0	\$799	\$0	\$0	\$799
Warehousing and Storage	15	\$19,607	\$88,416	\$115,017	\$121,262	\$344,302
Waste Collection	9	\$26,492	\$35,034	\$102,156	\$38,506	\$202,188
Waste Treatment and Disposal	3	\$1,428	\$3,967	\$22,064	\$467	\$27,926
Water, Sewage and Other Systems	1	\$0	\$391	\$27	\$8,764	\$9,182
Welfare	1	\$0	\$0	\$0	\$186	\$186
Wholesale Electronic Markets and Agents and Brokers	1	\$2,248	\$17,973	\$36,290	\$52,487	\$108,998
Wholesale Trade	4	\$1,574	\$5,616	\$118	\$8,240	\$15,548
Wired Telecommunications Carriers	6	\$0	\$55,604	\$125,953	\$19,174	\$200,731
Wireless Telecommunications Carriers (except Satellite)	4	\$0	\$7,939	\$4,369	\$17,607	\$29,915
Wood Products	9	\$16,226	\$128,728	\$208,947	\$220,141	\$574,042
Totals:	13,278	\$9,459,770	\$35,664,500	\$56,835,945	\$65,699,056	\$167,659,272

	Files with Medical Payments	Rehabilitation	Doctors' Expenses	Hospital Expenses	Other Medical Expenses	Totals
Location of Accident:						
ACCOMACK	80	\$77,164	\$151,343	\$296,398	\$223,462	\$748,367
ALBEMARLE	70	\$96,874	\$284,426	\$318,791	\$407,104	\$1,107,195
ALEXANDRIA	183	\$165,082	\$773,415	\$694,562	\$1,049,041	\$2,682,099
ALLEGHANY	13	\$31,681	\$193,337	\$268,153	\$305,546	\$798,716
AMELIA	16	\$3,964	\$18,936	\$193,375	\$30,991	\$247,266
AMHERST	145	\$20,386	\$256,923	\$186,257	\$923,540	\$1,387,106
APPOMATTOX	25	\$90,071	\$55,396	\$154,505	\$85,902	\$385,874
ARLINGTON	195	\$180,570	\$906,982	\$935,101	\$696,309	\$2,718,963
AUGUSTA	154	\$131,979	\$626,040	\$676,145	\$1,408,970	\$2,843,134
BATH	15	\$2,085	\$3,616	\$102,382	\$4,888	\$112,971
BEDFORD CITY	25	\$4,804	\$39,847	\$27,451	\$103,982	\$176,085
BEDFORD COUNTY	58	\$109,347	\$180,931	\$435,440	\$259,009	\$984,727
BLAND	20	\$0	\$12,912	\$3,986	\$60,578	\$77,476
BOTETOURT	45	\$16,271	\$244,320	\$586,293	\$241,547	\$1,088,431
BRISTOL	57	\$35,228	\$173,259	\$161,517	\$287,442	\$657,445
BRUNSWICK	21	\$39,392	\$50,329	\$83,916	\$84,638	\$258,275
BUCHANAN	238	\$53,458	\$349,595	\$771,121	\$1,967,106	\$3,141,280
BUCKINGHAM	36	\$306	\$116,563	\$87,753	\$396,165	\$600,786
BUENA VISTA	19	\$6,711	\$60,053	\$122,833	\$42,831	\$232,428
CAMPBELL	49	\$33,404	\$295,440	\$739,951	\$291,897	\$1,360,693
CAROLINE	22	\$40,100	\$141,018	\$168,157	\$133,721	\$482,997
CARROLL	49	\$6,841	\$30,294	\$27,747	\$125,884	\$190,766
CHARLES CITY	9	\$2,522	\$18,422	\$79,710	\$82,845	\$183,499
CHARLOTTE	6	\$0	\$5,144	\$567	\$25,557	\$31,268
CHARLOTTESVILLE	200	\$38,700	\$356,737	\$294,955	\$960,635	\$1,651,027
CHESAPEAKE	240	\$137,138	\$721,633	\$861,353	\$1,504,501	\$3,224,625
CHESTERFIELD	455	\$250,106	\$1,278,215	\$2,383,649	\$1,374,580	\$5,286,549
CLARKE	45	\$8,278	\$87,740	\$65,172	\$140,550	\$301,740
CLIFTON FORGE	9	\$0	\$2,719	\$4,209	\$16,493	\$23,420
COLONIAL HEIGHTS	23	\$6,868	\$70,468	\$191,896	\$53,907	\$323,139
COVINGTON	21	\$27,473	\$58,177	\$153,904	\$142,959	\$382,513
CRAIG	4	\$99	\$2,824	\$2,027	\$117	\$5,067
CULPEPER	89	\$70,673	\$174,944	\$301,352	\$222,169	\$769,138
CUMBERLAND	18	\$2,295	\$28,721	\$30,909	\$70,847	\$132,772
DANVILLE	124	\$84,214	\$267,994	\$301,025	\$667,372	\$1,320,606
DICKENSON	82	\$22,728	\$98,378	\$177,314	\$708,651	\$1,007,072
DINWIDDIE	160	\$27,805	\$251,677	\$244,627	\$872,390	\$1,396,500

	Files with Medical Payments	Rehabilitation	Doctors' Expenses	Hospital Expenses	Other Medical Expenses	Totals
EMPORIA	13	\$1,735	\$8,164	\$9,131	\$23,168	\$42,198
ESSEX	15	\$35,176	\$78,315	\$40,466	\$83,775	\$237,732
FAIRFAX CITY	52	\$23,827	\$102,574	\$79,270	\$114,255	\$319,926
FAIRFAX COUNTY	653	\$395,933	\$2,469,153	\$3,361,390	\$2,439,349	\$8,665,826
FALLS CHURCH	59	\$9,141	\$98,457	\$97,467	\$229,413	\$434,478
FAUQUIER	69	\$86,835	\$122,866	\$160,273	\$247,195	\$617,169
FLOYD	16	\$7,691	\$59,775	\$43,968	\$117,677	\$229,111
FLUVANNA	28	\$7,329	\$47,714	\$387,095	\$144,095	\$586,233
FRANKLIN CITY	12	\$6,668	\$23,951	\$69,019	\$18,063	\$117,701
FRANKLIN COUNTY	52	\$45,041	\$172,349	\$335,450	\$321,046	\$873,887
FREDERICK	60	\$58,086	\$176,859	\$200,210	\$187,531	\$622,685
FREDERICKSBURG	153	\$131,712	\$374,072	\$760,689	\$364,861	\$1,631,335
GALAX	28	\$11,477	\$29,376	\$78,550	\$80,356	\$199,758
GILES	21	\$9,488	\$81,560	\$79,324	\$71,167	\$241,538
GLOUCESTER	46	\$13,137	\$51,494	\$299,598	\$193,375	\$557,604
GOOCHLAND	62	\$15,127	\$152,618	\$420,919	\$578,729	\$1,167,393
GRAYSON	13	\$13,233	\$11,837	\$27,533	\$16,375	\$68,978
GREENE	9	\$128	\$10,416	\$27,258	\$23,068	\$60,870
GREENSVILLE	23	\$5,609	\$30,600	\$36,387	\$135,334	\$207,931
HALIFAX	28	\$7,064	\$47,050	\$245,720	\$148,196	\$448,031
HAMPTON	129	\$171,921	\$463,794	\$1,077,007	\$782,399	\$2,495,120
HANOVER	188	\$141,276	\$389,953	\$613,006	\$506,163	\$1,650,399
HARRISONBURG	88	\$85,284	\$207,147	\$250,684	\$765,929	\$1,309,043
HENRICO	400	\$480,851	\$842,933	\$1,924,426	\$1,075,466	\$4,323,676
HENRY	57	\$32,526	\$112,174	\$188,662	\$337,844	\$671,205
HIGHLAND	3	\$0	\$2,528	\$754	\$16,725	\$20,007
HOPEWELL	64	\$23,294	\$96,636	\$139,940	\$199,458	\$459,327
ISLE OF WIGHT	56	\$150,409	\$211,073	\$292,544	\$220,957	\$874,984
JAMES CITY	144	\$102,637	\$286,892	\$492,401	\$1,152,721	\$2,034,651
KING & QUEEN	11	\$1,248	\$2,764	\$3,128	\$45,198	\$52,338
KING GEORGE	21	\$17,735	\$59,658	\$232,990	\$93,114	\$403,498
KING WILLIAM	17	\$7,796	\$15,883	\$62,224	\$90,998	\$176,901
LANCASTER	12	\$944	\$20,941	\$62,292	\$24,210	\$108,388
LEE	56	\$4,919	\$78,513	\$141,129	\$254,177	\$478,738
LEXINGTON	29	\$10,960	\$99,121	\$61,598	\$68,036	\$239,715
LOUDOUN	318	\$296,110	\$719,443	\$746,505	\$782,331	\$2,544,389
LOUISA	22	\$3,853	\$84,682	\$28,334	\$53,496	\$170,366
LUNENBURG	9	\$11,855	\$32,514	\$23,902	\$81,137	\$149,408
LYNCHBURG	179	\$289,581	\$591,948	\$784,231	\$1,583,937	\$3,249,696

	Files with Medical Payments	Rehabilitation	Doctors' Expenses	Hospital Expenses	Other Medical Expenses	Totals
MADISON	18	\$403	\$48,765	\$46,468	\$68,386	\$164,022
MANASSAS	186	\$52,597	\$566,241	\$742,761	\$433,486	\$1,795,085
MANASSAS PARK	8	\$27,301	\$30,149	\$111,503	\$12,460	\$181,413
MARTINSVILLE	46	\$69,751	\$241,108	\$277,124	\$249,679	\$837,662
MATHEWS	11	\$7,468	\$34,210	\$570,888	\$57,547	\$670,113
MECKLENBURG	45	\$73,176	\$94,036	\$153,161	\$162,710	\$483,083
MIDDLESEX	11	\$46,210	\$54,999	\$314,185	\$804,303	\$1,219,697
MONTGOMERY	206	\$84,532	\$520,606	\$618,936	\$1,299,969	\$2,524,044
NELSON	15	\$51,083	\$88,487	\$125,842	\$54,892	\$320,304
NEW KENT	27	\$21,083	\$67,728	\$129,443	\$238,826	\$457,080
NEWPORT NEWS	156	\$74,636	\$355,932	\$554,230	\$445,012	\$1,429,810
NORFOLK	325	\$317,418	\$903,139	\$1,164,601	\$1,357,212	\$3,742,370
NORTHAMPTON	36	\$7,277	\$46,180	\$80,897	\$66,639	\$200,992
NORTHUMBERLAND	10	\$8,805	\$5,239	\$35,182	\$46,703	\$95,929
NORTON	42	\$19,835	\$134,977	\$147,857	\$263,464	\$566,132
NOTTOWAY	53	\$37,785	\$102,209	\$169,734	\$326,298	\$636,026
ORANGE	39	\$8,950	\$134,174	\$334,375	\$137,148	\$614,646
OUT OF STATE	181	\$173,753	\$668,139	\$1,305,548	\$538,857	\$2,686,298
PAGE	22	\$29,285	\$45,997	\$93,784	\$125,579	\$294,644
PATRICK	20	\$1,318	\$36,828	\$35,584	\$107,091	\$180,820
PETERSBURG	89	\$36,773	\$177,596	\$499,686	\$221,655	\$935,709
PITTSYLVANIA	53	\$33,760	\$207,076	\$210,286	\$363,622	\$814,745
POQUOSON	8	\$2,723	\$19,928	\$27,107	\$31,986	\$81,744
PORTSMOUTH	109	\$94,498	\$259,320	\$360,404	\$530,740	\$1,244,962
POWHATAN	60	\$17,174	\$79,983	\$78,599	\$232,912	\$408,669
PRINCE EDWARD	49	\$36,423	\$180,331	\$918,612	\$366,110	\$1,501,476
PRINCE GEORGE	44	\$24,476	\$46,871	\$185,011	\$106,773	\$363,131
PRINCE WILLIAM	300	\$186,584	\$712,343	\$923,788	\$953,905	\$2,776,619
PULASKI	88	\$177,974	\$323,332	\$343,440	\$426,055	\$1,270,801
RADFORD	40	\$4,199	\$100,433	\$120,688	\$170,278	\$395,599
RAPPAHANNOCK	7	\$1,553	\$8,178	\$9,536	\$9,782	\$29,049
RICHMOND CITY	626	\$544,393	\$2,097,003	\$4,093,797	\$2,763,135	\$9,498,328
RICHMOND COUNTY	13	\$0	\$20,203	\$11,353	\$47,565	\$79,121
ROANOKE CITY	151	\$155,839	\$537,952	\$1,056,707	\$886,910	\$2,637,408
ROANOKE COUNTY	95	\$36,258	\$185,122	\$181,843	\$340,109	\$743,332
ROCKBRIDGE	24	\$3,239	\$41,044	\$47,451	\$84,184	\$175,918
ROCKINGHAM	86	\$68,549	\$296,955	\$339,478	\$463,014	\$1,167,996
RUSSELL	57	\$32,586	\$148,647	\$244,021	\$575,560	\$1,000,814
SALEM	77	\$71,657	\$328,739	\$424,859	\$380,592	\$1,205,846

	Files with Medical Payments	Rehabilitation	Doctors' Expenses	Hospital Expenses	Other Medical Expenses	Totals
SCOTT	26	\$14,459	\$39,753	\$59,744	\$140,373	\$254,328
SHENANDOAH	57	\$79,825	\$219,660	\$607,234	\$597,069	\$1,503,788
SMYTH	90	\$24,842	\$91,911	\$91,751	\$354,062	\$562,566
SOUTH BOSTON	15	\$722	\$83,426	\$136,852	\$84,739	\$305,739
SOUTHAMPTON	34	\$4,692	\$54,567	\$15,235	\$156,148	\$230,642
SPOTSYLVANIA	69	\$93,499	\$134,151	\$506,106	\$281,287	\$1,015,044
STAFFORD	58	\$45,964	\$168,315	\$210,518	\$155,043	\$579,841
STAUNTON	115	\$36,144	\$397,760	\$309,182	\$1,149,677	\$1,892,763
SUFFOLK	133	\$74,916	\$304,736	\$619,350	\$519,989	\$1,518,991
SURRY	16	\$1,470	\$21,954	\$70,360	\$43,293	\$137,077
SUSSEX	39	\$83,722	\$91,908	\$250,374	\$293,285	\$719,289
TAZEWELL	122	\$45,554	\$215,725	\$229,763	\$893,685	\$1,384,727
UNKNOWN	1,723	\$807,119	\$3,728,796	\$4,908,297	\$9,401,345	\$18,845,558
VIRGINIA BEACH	291	\$199,858	\$850,796	\$1,431,472	\$961,572	\$3,443,699
WARREN	36	\$45,043	\$243,471	\$284,436	\$350,179	\$923,129
WASHINGTON	116	\$33,962	\$247,920	\$292,306	\$645,461	\$1,219,649
WAYNESBORO	39	\$53,769	\$121,026	\$251,904	\$239,514	\$666,213
WESTMORELAND	12	\$7,760	\$31,945	\$108,692	\$28,105	\$176,502
WILLIAMSBURG	107	\$33,563	\$229,726	\$441,762	\$604,622	\$1,309,672
WINCHESTER	115	\$74,458	\$295,103	\$329,398	\$284,509	\$983,467
WISE	277	\$152,896	\$569,534	\$773,901	\$2,176,670	\$3,673,002
WYTHE	70	\$326,862	\$585,066	\$1,607,553	\$681,136	\$3,200,615
YORK	50	\$35,095	\$130,482	\$191,008	\$260,696	\$617,282
Totals:	13,278	\$9,459,770	\$35,664,500	\$56,835,945	\$65,699,056	\$167,659,272