

**VIRGINIA WORKERS'
COMPENSATION
COMMISSION**



**Statistical Report
for the
Period
of
10/01/2008 to 12/31/2008**

Table of Contents

Reporting Change	2
Explanation of Terms	2
Summary Report	
Judicial Statistics	
Graphs and Charts	
Accidents Reported: By Severity	
Files Created: Accidents vs Occupational Diseases	
Medical Payments: By Payment Type	
Compensation Payments: By Payment Type	
New Files by Sex and Age	
New Files Created	
By Accident Type	
By Body Part	
By Nature of Injury	
By Occupation	
By Industry	
By Location	
Awards and Payments	
By Accident Type	
By Body Part	
By Nature of Injury	
By Occupation	
By Industry	
By Location	
Medical Payments	
By Accident Type	
By Body Part	
By Nature of Injury	
By Occupation	
By Industry	
By Location	

Reporting Change

As of 10/01/08 the Commission started an initiative to become paperless by moving to electronic submission and processing of all claims. The existing system and the new EDI system have different requirements and as such a different set of data elements. As we move towards our goal of becoming paperless, this report will be split between the two disparate systems, and as such in two distinct reports. The report marked for the period of "10/1/08 to 12/31/08" will include those claims filed electronically, having accident dates within that period. The report marked "Part A" contains information entered into our "Legacy" system for the entire year 2008.

Because the EDI initiative is occurring in stages, a single claim may be entered (and counted) by each of the systems. This redundancy is limited to accidents that occurred on or after 10/1/08.

Please feel free to comment about the new format, making suggestions that would make this report more useful. Where the data is available we will make all attempts to publish it in a format that you should find useful.

Make suggestions and comments to VWC.Reports@vwc.state.va.us

Explanation of Terms

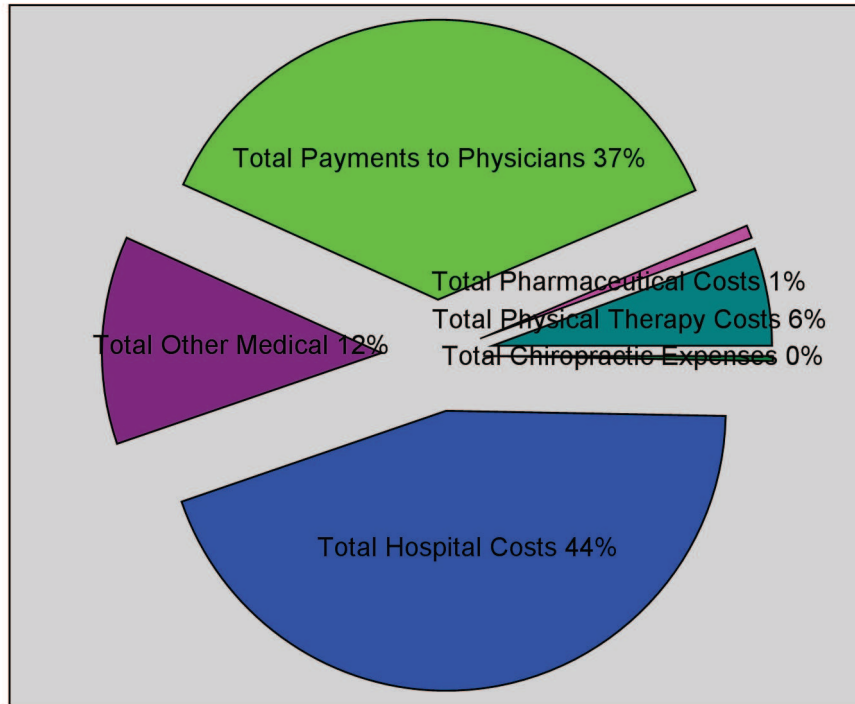
New Files	Those files sent to the Commission between October 1 and December 31 as a "major" claim. Major claims are defined as claims that result in compensatory payments or disputed benefits.
Awards Entered	The number of files with one or more awards entered from October 1 through December 31. This is a file count rather than an award count since a single file may have multiple awards processed during the year. Judicial awards are included in this count.
Awards Terminated	The number of files with at least one award terminated from October 1 through December 31. This is a file count since a single file may have multiple awards terminated during the year. Note that the award terminated may have been entered in a prior year. Judicial awards are included in this count.
Other Medical	This category includes those items not specified in the other columns.
NEC	"Not Elsewhere Classified." Information that does not conform to the listed categories.

Other Notes

Medical Payments	While the Virginia Workers' Compensation Commission makes every effort to ensure accurate statistics, however, this data should be used knowing that it is only as good as reported. The Commission is continuing to upgrade data in general.
Compensation Payments	Information on compensation paid is based on awards terminated, and does not reflect the amount of compensation currently being paid.
VWC Contact	Customer Assistance Department (877) 664-2566 Virginia Workers' Compensation Commission 1000 DMV Drive Richmond, Va 23220-2036

Medical Payments

By Payment Type



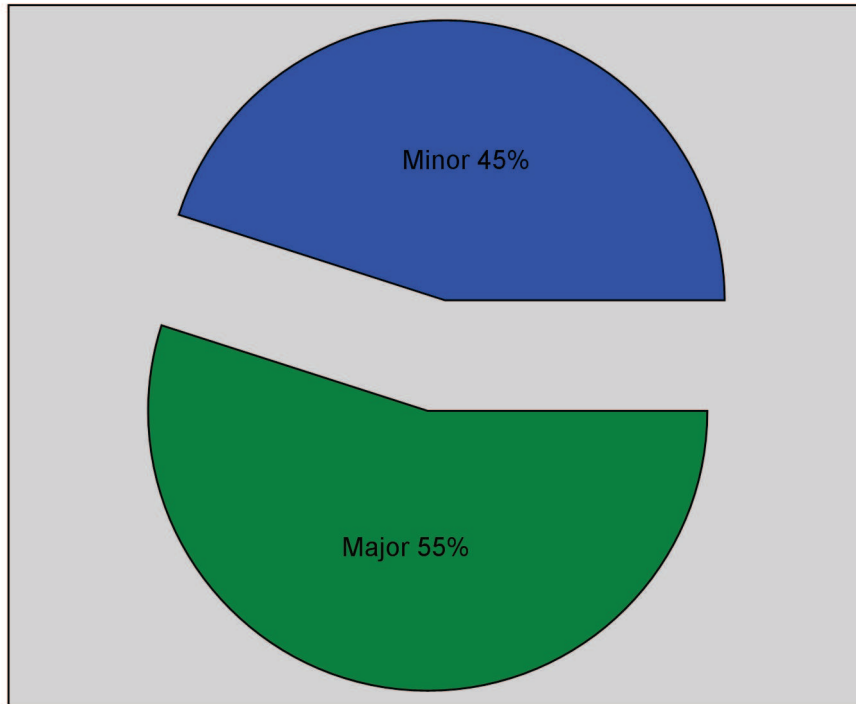
Compensation Payments

By Payment Type



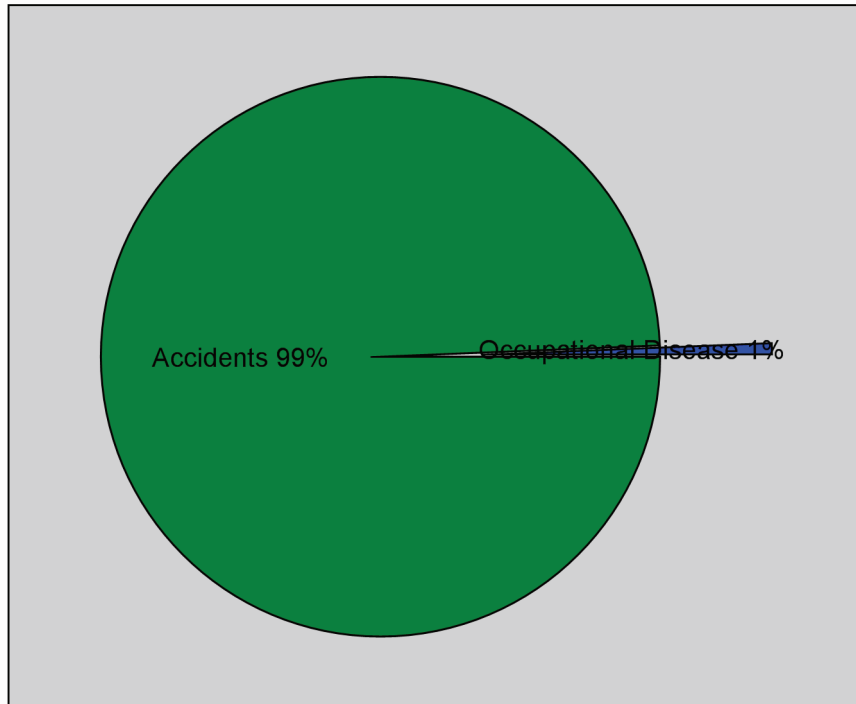
Accidents Reported

By Severity



Files Created

Accidents vs. Occupational Diseases



New Files by Sex Age

	Age Group	New Files Created
Female:		
	80 - 89 Yrs.	6
	Unknown	21
	40 - 49 Yrs.	1483
	10 - 19 Yrs.	83
	70 - 79 Yrs.	50
	30 - 39 Yrs.	1164
	90 - 99 Yrs.	9
	50 - 59 Yrs.	1395
	60 - 69 Yrs.	560
	20 - 29 Yrs.	1228
	Total Female:	5999
Male:		
	60 - 69 Yrs.	515
	30 - 39 Yrs.	1760
	40 - 49 Yrs.	1675
	70 - 79 Yrs.	64
	50 - 59 Yrs.	1390
	90 - 99 Yrs.	8
	20 - 29 Yrs.	1663
	10 - 19 Yrs.	93
	Unknown	16
	80 - 89 Yrs.	7
	Total Male:	7191
Unknown:		
	50 - 59 Yrs.	6
	30 - 39 Yrs.	4
	70 - 79 Yrs.	2
	20 - 29 Yrs.	6
	Unknown	5
	40 - 49 Yrs.	5
	60 - 69 Yrs.	4
	Total Unknown:	32
Total New Files:		13222

SummaryReport

Payment Type	Total Weeks Due	Total Amount Paid
Employer Paid Temporary Partial		\$25.00
Employer Paid Temporary Total		\$5,405.56
Employer Paid Unspecified		\$14,993.71
Fatal		\$3,142.69
Temporary Partial		\$36,913.58
Temporary Partial Lump Sum Payment/Settlement		\$169.32
Temporary Total		\$811,510.81
Temporary Total Lump Sum Payment/Settlement		\$5,466.39
Unspecified Lump Sum Payment/Settlement		\$840.00
Total		\$878,467.06

Other Payments

Total Durable Medical Costs		\$456.84
Total Hospital Costs		\$261,761.25
Total Other Medical		\$70,761.78
Total Payments to Physicians		\$217,110.38
Total Pharmaceutical Costs		\$4,361.19
Grand Total (All Payments)		\$554,451.44

Accidents Reported

Number of Minor Accidents Reported	10842
Number of Files Created	13222
Total	24064

Accident Type

	Files Created	Percent Total
Accident Type:		
Absorption, Ingestion or Inhalation, NOC	150	1.13 %
Caught In, Under or Between - Collapsing Materials (Slides of Earth)	12	0.09 %
Caught In, Under or Between - Machine or Machinery	123	0.93 %
Caught In, Under or Between - Object Handled	209	1.58 %
Caught In, Under or Between, NOC	368	2.78 %
Collision or Sideswipe With Another Vehicle	211	1.60 %
Collision with a Fixed Object	77	0.58 %
Contact With - Abnormal Air Pressure	2	0.02 %
Contact With - Chemicals	52	0.39 %
Contact With - Cold Objects or Substances	6	0.05 %
Contact With - Dust, Gases, Fumes or Vapors	28	0.21 %
Contact With - Electrical Current	18	0.14 %
Contact With - Fire or Flame	21	0.16 %
Contact With - Hot Objects or Substances	62	0.47 %
Contact With - Steam or Hot Fluids	56	0.42 %
Contact With - Temperature Extremes	8	0.06 %
Contact With - Welding Operation	18	0.14 %
Contact With, NOC	52	0.39 %
Cumulative, NOC	42	0.32 %
Cut, Puncture, Scrape Injured By Broken Glass	79	0.60 %
Cut, Puncture, Scrape Injured By Hand Tool, Utensil; Not Powered	409	3.09 %
Cut, Puncture, Scrape Injured By Object Being Lifted or Handled	394	2.98 %
Cut, Puncture, Scrape Injured By Powered Hand Tool, Appliance	145	1.10 %
Cut, Puncture, Scrape, NOC	544	4.11 %
Fall, Slip or Trip Injury From Different Level (Elevation)	383	2.90 %
Fall, Slip or Trip Injury From Ladder or Scaffolding	224	1.69 %
Fall, Slip or Trip Injury From Liquid or Grease Spills	321	2.43 %
Fall, Slip or Trip Injury Into Openings	48	0.36 %
Fall, Slip or Trip Injury On Ice or Snow	83	0.63 %
Fall, Slip or Trip Injury On Same Level	950	7.18 %
Fall, Slip or Trip Injury On Stairs	239	1.81 %
Fall, Slip or Trip, NOC	667	5.04 %
Foreign Matter (Body) in Eye(s)	231	1.75 %
Mold	2	0.02 %

	Files Created	Percent Total
Motor Vehicle, NOC	124	0.94 %
Other - Miscellaneous, NOC	342	2.59 %
Other Than Physical Cause of Injury	74	0.56 %
Person in Act of a Crime	130	0.98 %
Rubbed or Abraded Repetitive Motion	5	0.04 %
Rubbed or Abraded, NOC	11	0.08 %
Slip, or Trip, Did Not Fall	149	1.13 %
Stepping on Sharp Object	48	0.36 %
Strain or Injury By Continual Noise	9	0.07 %
Strain or Injury By Holding or Carrying	136	1.03 %
Strain or Injury By Jumping or Leaping	123	0.93 %
Strain or Injury By Lifting	1143	8.64 %
Strain or Injury By Pushing or Pulling	470	3.55 %
Strain or Injury By Reaching	120	0.91 %
Strain or Injury By Repetitive Motion	83	0.63 %
Strain or Injury By Twisting	333	2.52 %
Strain or Injury By Using Tool or Machinery	49	0.37 %
Strain or Injury By Welding or Throwing	11	0.08 %
Strain or Injury By, NOC	595	4.50 %
Striking Against or Stepping on Moving Part of Machine	17	0.13 %
Striking Against or Stepping on Object Being Lifted or Handled	92	0.70 %
Striking Against or Stepping on Sanding, Scraping, Cleaning Operation	2	0.02 %
Striking Against or Stepping on Stationary Object	230	1.74 %
Striking Against or Stepping on, NOC	141	1.07 %
Struck or Injured Animal or Insect	254	1.92 %
Struck or Injured By Falling or Flying Object	630	4.76 %
Struck or Injured By Fellow Worker, Patient or Other Person	388	2.93 %
Struck or Injured Explosion or Flare Back	5	0.04 %
Struck or Injured Hand Tool or Machine in Use	119	0.90 %
Struck or Injured Motor Vehicle	74	0.56 %
Struck or Injured Moving Parts of Machine	32	0.24 %
Struck or Injured Object Being Lifted or Handled	313	2.37 %
Struck or Injured Object Handled By Others	65	0.49 %
Struck or Injured, NOC	414	3.13 %
Vehicle Upset	63	0.48 %
Total:	13028	98.53 %

	Files Created	Percent Total
Body Part:		
Abdomen Including Groin	164	1.24 %
Ankle	651	4.92 %
Artificial Appliance	2	0.02 %
Body Systems and Multiple Body Systems	73	0.55 %
Brain	27	0.20 %
Buttocks	32	0.24 %
Chest	251	1.90 %
Disc	80	0.61 %
Ear(s)	33	0.25 %
Elbow	190	1.44 %
Eye - Soft Tissue	386	2.92 %
Eye(s)	472	3.57 %
Facial Bones	40	0.30 %
Finger(s)	1379	10.43 %
Foot	427	3.23 %
Great Toe	43	0.33 %
Hand	948	7.17 %
Heart	32	0.24 %
Hip	141	1.07 %
Insufficient Info to Properly Identify - Unclassified	100	0.76 %
Internal Organs	14	0.11 %
Knee	1070	8.09 %
Larynx	2	0.02 %
Lower Arm	394	2.98 %
Lower Back Area	1447	10.94 %
Lower Leg	314	2.37 %
Lumbar & or Sacral Vertebrae (Vertebra NOC Trunk)	33	0.25 %
Lungs	56	0.42 %
Mouth	58	0.44 %
Multiple Body Parts (Including Body Systems & Body Parts)	916	6.93 %
Multiple Head Injury	198	1.50 %
Multiple Lower Extremities	97	0.73 %
Multiple Neck Injury	67	0.51 %
Multiple Trunk	97	0.73 %
Multiple Upper Extremities	129	0.98 %
Neck - Soft Tissue	176	1.33 %
No Physical Injury	100	0.76 %

	Files Created	Percent Total
Nose	71	0.54 %
Pelvis	22	0.17 %
Sacrum and Coccyx	21	0.16 %
Shoulder(s)	616	4.66 %
Skull	141	1.07 %
Spinal Cord	9	0.07 %
Teeth	45	0.34 %
Thumb	415	3.14 %
Toes	83	0.63 %
Trachea	2	0.02 %
Upper Arm	162	1.23 %
Upper Back Area	175	1.32 %
Upper Leg	113	0.85 %
Vertebrae	9	0.07 %
Whole Body	11	0.08 %
Wrist	431	3.26 %
Wrist(s) & Hand(s)	63	0.48 %
Total:	13028	98.53 %

Nature Of Injury:

All Other Cumulative Injury, NOC	32	0.24 %
All Other Occupational Disease Injury, NOC	43	0.33 %
All Other Specific Injuries, NOC	688	5.20 %
Amputation	20	0.15 %
Angina Pectoris	8	0.06 %
Asbestosis	5	0.04 %
Black Lung	3	0.02 %
Burn	243	1.84 %
Cancer	2	0.02 %
Carpal Tunnel Syndrome	16	0.12 %
Concussion	69	0.52 %
Contagious Disease	35	0.26 %
Contusion	2248	17.00 %
Crushing	110	0.83 %
Dematitis	43	0.33 %
Dislocation	78	0.59 %
Dust Disease, NOC	4	0.03 %

	Files Created	Percent Total
Electric Shock	18	0.14 %
Enucleation	1	0.01 %
Foreign Body	264	2.00 %
Fracture	770	5.82 %
Freezing	3	0.02 %
Hearing Loss or Impairment	10	0.08 %
Heat Prostration	3	0.02 %
Hernia	63	0.48 %
Infection	59	0.45 %
Inflammation	405	3.06 %
Laceration	1994	15.08 %
Loss of Hearing	4	0.03 %
Mental Disorder	3	0.02 %
Mental Stress	34	0.26 %
Multiple Injuries Including Both Physical and Pathological	9	0.07 %
Multiple Physical Injuries Only	234	1.77 %
Myocardial Infarction	22	0.17 %
No Physical Injury	177	1.34 %
Poisoning - Chemical, (Other Than Metals)	16	0.12 %
Poisoning - General (Not OD or Cumulative Injury)	17	0.13 %
Puncture	487	3.68 %
Respiratory Disorders	48	0.36 %
Rupture	23	0.17 %
Severance	17	0.13 %
Sprain or Tear	1652	12.49 %
Strain or Tear	3009	22.76 %
Syncope	31	0.23 %
Vascular	2	0.02 %
VDT - Related Diseases	1	0.01 %
Vision Loss	5	0.04 %
Total:	13028	98.53 %

Manual Classification:

Abrasive paper or cloth preparation	2	0.02 %
Accountant, auditor or factory cost or office systematizer--traveling	31	0.23 %
Accounting firm--all employees & clerical messengers, drivers--NPD (NJ)	1	0.01 %

	Files Created	Percent Total
Acetate textile fiber	7	0.05 %
Acetylene gas machine installation & drivers	65	0.49 %
Acetylene gas mfg. & drivers	2	0.02 %
Acetylene torch mfg.	2	0.02 %
Acoustical ceiling installation	1	0.01 %
Acoustical material installation & drivers	10	0.08 %
Adding machine mfg.	6	0.05 %
Adding machine mfg. (MA)	30	0.23 %
Adjustment training centers--all other employees	483	3.65 %
Adult day care center--all other employees (MA)	438	3.31 %
Adult day care center--professional employees (MA)	670	5.07 %
Advertising co. away from shop & drivers	3	0.02 %
Advertising display installation service	1	0.01 %
Advertising display service & drivers	7	0.05 %
Advertising displays mfg.--wooden	13	0.10 %
Advertising material distribution--mobile & door--& drivers	202	1.53 %
Advertising sign mfg.--celluloid	9	0.07 %
Advertising solicitors	129	0.98 %
Aerial photographer--ground laboratory employees--& drivers	2	0.02 %
Aerosol products packaging	2	0.02 %
Agricultural machinery mfg.	27	0.20 %
Agricultural tool mfg.--hand	2	0.02 %
Air conditioning and refrigeration equipment mfg. (CA)	5	0.04 %
Air conditioning--automobile--installation, service or repair & drivers	215	1.63 %
Air conditioning--non-portable--air flow balancing & testing	80	0.61 %
Air rifle mfg.--metal stamped parts	14	0.11 %
Aircraft landing mats mfg.--by welding & drivers	9	0.07 %
Aircraft or automobile--preparing and crating for shipment	15	0.11 %
Aircraft or helicopter air carrier—commuter—& drivers. All other than flying crew (AR, AZ, LA, MA, MD, ME, MO, NM, NY, TN)	7	0.05 %
Aircraft or helicopter operation--ticket sellers and information clerks at airports or heliports (AK)	1	0.01 %
Aircraft or helicopter operation: patrol, photography mapping or survey work: flying crew (AK)	1	0.01 %
Aircraft parts and accessories store	32	0.24 %
Airline or helicopter--ticket sellers away from airport	728	5.51 %
Airplane subassemblies mfg.--metal cowling, wing, tabs, & aileron, etc.	8	0.06 %

	Files Created	Percent Total
Airplane subassemblies mfg.--wood	8	0.06 %
Airplane wheel mfg.	1	0.01 %
Airport construction--grading & drivers	64	0.48 %
Airport runway construction--concrete or cement--& drivers	87	0.66 %
Airport security screening of passengers by contractor--& drivers	632	4.78 %
Alabaster turning or carving--& drivers	4	0.03 %
Alcohol dealers--bulk--including drivers	12	0.09 %
Alcohol mfg.--wood & drivers (MA)	1	0.01 %
Ale bottling--& drivers	15	0.11 %
Ale or beer dealer--wholesale & drivers	15	0.11 %
Alfalfa dehydrating or milling	1	0.01 %
Algae farming--& drivers	8	0.06 %
Alligator exhibition--& drivers	4	0.03 %
Alligator farms--& drivers	1	0.01 %
Alternator mfg.	1	0.01 %
Alternator mfg. (MA)	12	0.09 %
Aluminum coating of steel wire	2	0.02 %
Aluminum siding installation (all types except those eligible for Codes 5645 or 5651)	71	0.54 %
Aluminum siding installation--detached one- or two-family dwellings	91	0.69 %
Aluminum siding installation--dwellings--three stories or less in height	75	0.57 %
Aluminum ware mfg.	4	0.03 %
Aluminum windows or doors--not storm--installation	8	0.06 %
Ambulance service companies and ems (emergency medical service) providers & drivers	5	0.04 %
Ambulance service companies--garage employees	22	0.17 %
Amusement device operator, carnival or circus--traveling--all employees & drivers	19	0.14 %
Amusement machines--coin operated, installation, service or repair--& drivers	10	0.08 %
Amusement park or exhibition operation & drivers	10	0.08 %
Analytical chemist	17	0.13 %
Animal hair twisting--for upholstering use	2	0.02 %
Animal shelter & drivers (premium basis shall not include board, lodging or gratuities) (NJ)	13	0.10 %
Anodizing metal articles	3	0.02 %
Antennae installation--microwave, on towers	2	0.02 %

	Files Created	Percent Total
Apartment house operations--all employees (AZ)	2	0.02 %
Apartment property manager and leasing agents (MA)	131	0.99 %
Apartment property managers and leasing agents	46	0.35 %
Apiaries--& drivers	2	0.02 %
Appliance (major) store--wholesale--incidental sale of minor appliances--& drivers	43	0.33 %
Appliance glass mfg.--used in microwave ovens, display panels and video games	1	0.01 %
Appliance glass mfg.--used in microwave ovens, display panels and video games (MA)	1	0.01 %
Aquarium mfg.--glass	4	0.03 %
Archery equipment mfg.	1	0.01 %
Arena or stadium for team sports events	12	0.09 %
Armor plate processing	14	0.11 %
Artificial insemination of cattle--& drivers. All other than professional employees	10	0.08 %
Artificial teeth mfg.	3	0.02 %
Artificial turf--installation only--& drivers	94	0.71 %
Asbestos--surface mining--& drivers	2	0.02 %
Ashes, garbage or refuse collection & drivers	77	0.58 %
Asphalt works & drivers--operated by paving contractors at permanent location	1	0.01 %
Assay balance mfg.	18	0.14 %
Athletic sports or park: contact sports--players, coaches, managers or umpires	53	0.40 %
Attorney--all employees & clerical, messengers, drivers	31	0.23 %
Audio or intercommunication system installation--within building (MA)	36	0.27 %
Audio or intercommunication system installation--within buildings--& drivers	15	0.11 %
Audio, radio, television or video equipment installation service or repair	17	0.13 %
Automatic screw machine products mfg.	2	0.02 %
Automatic sprinkler installation & drivers	11	0.08 %
Automobile accelerator assembly mfg.	8	0.06 %
Automobile body mfg.--truck, trailer or bus bodies (CA)	2	0.02 %
Automobile body repair	43	0.33 %
Automobile brake drums--reconditioning & relining--drums removed from vehicle by others	77	0.58 %
Automobile engine mfg.	1	0.01 %

	Files Created	Percent Total
Automobile garage or repair shop--& parts department employees, drivers (NJ)	1	0.01 %
Automobile gasoline stations--retail--all employees--including cashiers--NPD (CA)	2	0.02 %
Automobile haulaway or driveaway--local hauling only--& drivers	40	0.30 %
Automobile haulaway or driveaway--long distance hauling--& drivers	63	0.48 %
Automobile headlight lens mfg.	3	0.02 %
Automobile horn mfg.--electric	20	0.15 %
Automobile leasing company--long-term--sales employees	18	0.14 %
Automobile mfg. or assembly	12	0.09 %
Automobile or automobile truck repair shops or garages--no retail gasoline sales--all employees--including estimators, service writers and customer service representatives--NOC (CA)/	1	0.01 %
Automobile parking lot & drivers	6	0.05 %
Automobile radiator mfg.	1	0.01 %
Automobile recycling & drivers	9	0.07 %
Automobile recycling—store employees	17	0.13 %
Automobile rental company & drivers. all other than garage employees	20	0.15 %
Automobile sales or service agency--& parts, service department employees, drivers (NJ)	2	0.02 %
Automobile, automobile truck or motorcycle parts mfg.--NOC (CA)	1	0.01 %
Automobile, bus, truck or trailer body mfg.: die-pressed steel	3	0.02 %
Automobile, bus, truck or trailer body mfg.: other than die-pressed steel	14	0.11 %
Automobile, bus, truck or trailer body mfg.: upholstery	12	0.09 %
Auxiliary and reserve police--all employees & drivers (VA)	1	0.01 %
Aviation—aerial fire fighting—flying crew	3	0.02 %
Aviation—air carrier—scheduled, commuter, or supplemental—flying crew	28	0.21 %
Aviation—All other employees & drivers	78	0.59 %
Aviation—flight testing—flying crew	7	0.05 %
Aviation—transportation of personnel in conduct of employer's business—flying crew	1	0.01 %
Awning erection--metal--& drivers (AK)	15	0.11 %
Awning or tent mfg.--shop	20	0.15 %
Awning or tent mfg.--shop (MA, SC, VA)	3	0.02 %
Axle grease mfg.	1	0.01 %
Baby carriage mfg.	1	0.01 %

	Files Created	Percent Total
Baby-sitting service (MA)	9	0.07 %
Bag mfg.--paper or plastic	5	0.04 %
Bakery & drivers, route supervisors	37	0.28 %
Bakery retail--all operations (MT)	3	0.02 %
Baking powder mfg.	22	0.17 %
Balcony erection--iron or steel, exterior	10	0.08 %
Ball or roller bearing mfg.	6	0.05 %
Banks and trust companies: cafeteria or restaurant employees (MA, OR)	8	0.06 %
Banks--all employees--including appraisers, bank guards and attendants, field auditors, office machine repair, clerical office employees and salespersons (CA)/	21	0.16 %
Bar or cereal mfg.	1	0.01 %
Bar, discotheque, lounge, nightclub or tavern	12	0.09 %
Barbershop, beauty parlor or hair styling salon	6	0.05 %
Bark peeling in connection with logging	8	0.06 %
Bark peeling in paper mills--chemical process	6	0.05 %
Barking mills	14	0.11 %
Barrel assembly	9	0.07 %
Barrel stock mfg.	10	0.08 %
Barrel stock mfg. (KY, MA)	1	0.01 %
Baseboard mfg.--wood	10	0.08 %
Bathtub mfg.--enameled iron	6	0.05 %
Bauxite grinding--& drivers	1	0.01 %
Beach cleaning--& drivers	8	0.06 %
Bedding plant growers & drivers (applies only to plants not contemplated by 0035)	14	0.11 %
Beer or ale dealers--wholesale or combined wholesale and retail (CA)	1	0.01 %
Beer vat coating with chemicals	2	0.02 %
Bell installation--tower--& drivers	3	0.02 %
Belt mfg.--rubber	11	0.08 %
Binocular mfg.	2	0.02 %
Biomedical research laboratories--including outside operations (MA)	6	0.05 %
Bits--power tool mfg.--drop or machine forged	1	0.01 %
Bits--power tool mfg.--not drop or machine forged	30	0.23 %
Blacksmith	1	0.01 %
Blueprint paper mfg.	2	0.02 %

	Files Created	Percent Total
Board installation--chalk, bulletin or cork	7	0.05 %
Boarding houses	140	1.06 %
Boatbuilding or repair & drivers--coverage under the Longshore Act	3	0.02 %
Boatbuilding or repair & drivers--coverage under the State Act	1	0.01 %
Boiler inspection	3	0.02 %
Boiler inspection (NY)	3	0.02 %
Boiler mfg.--cast iron for heating purposes	1	0.01 %
Bolt or nut mfg.	2	0.02 %
Boot or shoe mfg. NOC	3	0.02 %
Bottle dealer--used--& drivers	2	0.02 %
Bottling--beverages--no spirituous liquors (CA)	1	0.01 %
Bowling lane	5	0.04 %
Bowling lane refinishing	32	0.24 %
Box mfg.--folding paper--NOC	5	0.04 %
Box mfg.--set up paper	1	0.01 %
Box or box shook mfg.--wooden	3	0.02 %
Box or case lining mfg.--from waterproof paper for export packing	2	0.02 %
Box spring or mattress mfg.	1	0.01 %
Boy and girl scout councils--day camp operations--all other employees	21	0.16 %
Boy and girl scout councils--day camp operations--professional employees	3	0.02 %
Braid or fringe mfg.	2	0.02 %
Breakwater construction--consisting wholly of pile driving	3	0.02 %
Breakwater or jetty construction--all operations to completion & drivers	1	0.01 %
Breeding farm or stable & drivers	4	0.03 %
Brewery & drivers	1	0.01 %
Brick or clay products mfg.--NOC--including construction and reconstruction of sheds and kilns (CA)	1	0.01 %
Bridge construction--all operations & drivers (WI)	4	0.03 %
Bridge or vehicular tunnel operation & drivers	3	0.02 %
Building material dealer--store employees	39	0.29 %
Building material dealer--yard, warehouse & drivers--all other than store employees	45	0.34 %
Building material yards--used--all employees, local managers, drivers	4	0.03 %
Building NOC--maintenance or ordinary repair only--not contractors(NY)	3	0.02 %

	Files Created	Percent Total
Building operation NOC--dwelling or combined dwelling and commercial occupancy (NY)	1	0.01 %
Building operation--commercial (NY)	7	0.05 %
Building operation--commercial properties--all other employees (CA)	6	0.05 %
Building raising or moving	1	0.01 %
Buildings--residential--operation by owner or lessee (VA)	4	0.03 %
Burial vaults (concrete) manufacture and installation & drivers	21	0.16 %
Bus co.--franchised or chartered--& drivers (NJ)	1	0.01 %
Bus companies & drivers--all employees other than garage employees	40	0.30 %
Bus operator--school--& drivers (NJ)	2	0.02 %
Butchering	3	0.02 %
Butter or cheese mfg. & route supervisors, drivers	4	0.03 %
Cable installation & drivers	119	0.90 %
Cable laying--by specialist contractors employing automatic equipment which, in one operation, opens the trench, lays the cable and backfills--& drivers/	9	0.07 %
Cable mfg. or wire drawing--not iron or steel	2	0.02 %
Cable mfg.--insulated--electrical	3	0.02 %
Cable or wire rope mfg.--iron or steel (MA)	1	0.01 %
Cable television companies--all employees--including operation, maintenance, extension of lines and making service connections--including shop (CA)	1	0.01 %
Cable TV or telephone line installation--contractors, service lines and connection and drivers	6	0.05 %
Cable TV or telephone line installation--contractors, service lines and connection--& drivers (MA)	10	0.08 %
Cable TV or telephone line installation--contractors, underground and drivers	5	0.04 %
Cable TV--clerical office employees	3	0.02 %
Caddy--employee of country club	19	0.14 %
Cage mfg.--wire	12	0.09 %
Camouflage work--painting--& drivers	27	0.20 %
Can mfg.	5	0.04 %
Candy, chocolate and confection mfg.	2	0.02 %
Carbon paper mfg. (NJ, NY)	1	0.01 %
Carbonizing textile materials	9	0.07 %
Cardboard bristol board and paperboard mfg.	18	0.14 %
Carpentry (CA)	3	0.02 %

	Files Created	Percent Total
Carpentry--construction or remodeling of detached private residences for occupancy by one or two families (CA)	2	0.02 %
Carpet or rug mfg. NOC	6	0.05 %
Carpet, linoleum, vinyl, asphalt, and rubber floor tile installation	17	0.13 %
Carpet, rug or upholstery cleaning--shop or outside & drivers	30	0.23 %
Carpet, rug or upholstery cleaning--shop or outside--& route salespersons, drivers (NY)	1	0.01 %
Casino gambling hotel: all employees & clerical, salespersons, drivers	1	0.01 %
Cattle dealer & salespersons, drivers	2	0.02 %
Caulking compound mfg.	1	0.01 %
Caulking--with pressure gun	34	0.26 %
Cement (dry) storage warehouse	34	0.26 %
Cemetery operation & drivers	6	0.05 %
Chain mfg.--forged	1	0.01 %
Charitable or welfare organization--all other employees & drivers (FL, MO, NV, VA)	40	0.30 %
Charitable or welfare organization--professional employees & clerical (FL, MO, NV, VA)	82	0.62 %
Chemical blending or mixing NOC--all operations and drivers	3	0.02 %
Chemical mfg. NOC--all operations & drivers	4	0.03 %
Child day care center--professional employees & clerical (MA)	762	5.76 %
Chimney cleaning--industrial smoke stacks	3	0.02 %
Chimney cleaning--residential--no chimney cleaning above ground level & drivers	110	0.83 %
Chimney construction--one- or two-story residences	57	0.43 %
Christmas tree farm & drivers (MT)	1	0.01 %
Christmas tree harvesting exclusively--& drivers	12	0.09 %
Church--clergyman, rabbi or lay reader--elective coverage (NV)	1	0.01 %
Cider mfg. & drivers	3	0.02 %
Cigar mfg.	25	0.19 %
Civil defense workers and volunteer rescue squads--including members serving as auxiliary police officers at emergencies (WI)	8	0.06 %
Clam digging	1	0.01 %
Clay or shale digging & drivers	3	0.02 %
Cleaner--debris removal	4	0.03 %
Cleaning or dyeing & route supervisors, drivers	2	0.02 %
Cleaning or renovating building exteriors (WI)	1	0.01 %
Clerical office employees NOC: Coverage I (MA)	1	0.01 %

	Files Created	Percent Total
Clerical telecommuter employees	1	0.01 %
Cloth sponging, shrinking, inspection or mending	20	0.15 %
Club--NOC	6	0.05 %
Clubs--gaming--all employees--including restaurant or tavern employees (CA)	4	0.03 %
Clubs--health & clerical	21	0.16 %
Coal merchant & local managers, drivers	2	0.02 %
Coal mining--NOC	51	0.39 %
Coal mining--surface--& drivers	19	0.14 %
Cod liver oil mfg.--& drivers	18	0.14 %
Coin dealer	12	0.09 %
Cold storage locker--frozen foods	2	0.02 %
College--non-professional employees & drivers (NJ)	1	0.01 %
Commissary work--restaurant employees	37	0.28 %
Computer programming or software development--all employees--including clerical office employees and salespersons--NPD (CA)	1	0.01 %
Concessions--hat or coat checkrooms	86	0.65 %
Concrete construction--construction of private residences, fabricating, setting up or taking down forms	41	0.31 %
Concrete igloo construction--floors--& drivers	33	0.25 %
Concrete or cement distributing towers--installation, repair or removal	7	0.05 %
Concrete or cement work (CA)	3	0.02 %
Concrete: reinforcing rod or bar dealer and drivers	10	0.08 %
Condensed milk mfg.	3	0.02 %
Construction or erection permanent yard	24	0.18 %
Contractor--project manager, construction executive, construction manager or construction superintendent	61	0.46 %
Contractors equipment rental--without operator--& drivers	22	0.17 %
Cookie mfg.--no on-premises consumption	7	0.05 %
Coppersmith--shop (AK, KY, LA, MA, MT, NH, OR, VA)	17	0.13 %
Core sample drilling--& drivers	9	0.07 %
Corn detasselling--& drivers	1	0.01 %
Corn detasselling--& drivers (MA)	5	0.04 %
Corrugated or fiberboard container mfg.	2	0.02 %
Cosmetic, personal care or perfumery products mfg.--production or packaging--not manufacturing ingredients (CA)	1	0.01 %
Cosmetics mfg.--not manufacturing ingredients	16	0.12 %
Cottonseed oil refining	1	0.01 %

	Files Created	Percent Total
County employees NOC	134	1.01 %
County forestry horticultural operations--all operations & drivers (WI)	5	0.04 %
Courier or messenger service companies and mail, parcel or package delivery—all employees & drivers	33	0.25 %
Cranberry growers	1	0.01 %
Credit unions--all employees--including clerical office employees and salespersons (CA)	16	0.12 %
Crematory operation & drivers	4	0.03 %
Dairy farm operation--& drivers	6	0.05 %
Dehydrating meats	26	0.20 %
Demolition operations--underwater: coverage under Admiralty Law: Coverage I (MA)	1	0.01 %
Dentist & clerical	193	1.46 %
Dentists and dental surgeons--all employees--including clerical office employees--NPD (CA)	1	0.01 %
Detective agency--& drivers (NJ)	12	0.09 %
Die casting mfg.	4	0.03 %
Dinner theater--all other employees--theater payroll greater than 50%	11	0.08 %
Dinner theater--players, entertainers--theater payroll greater than 50%	16	0.12 %
Ditch cleaning--irrigation--& drivers	4	0.03 %
Dog kennel or dog breeding & drivers (premium basis shall not include board, lodging or gratuities) (NJ)	2	0.02 %
Domestic service workers—inside—physical assistance—consumer directed programs (NM)	1	0.01 %
Domestic workers--outside--including private chauffeurs (MA, NJ, NY, VA)	2	0.02 %
Domestic workers--residences--part-time	2	0.02 %
Domestic workers--residences--full-time	17	0.13 %
Door, door frame or pre-glazed window installation (CA)	1	0.01 %
Door, sash or assembled millwork mfg. & drivers (NY)	1	0.01 %
Doughnut shop—retail	115	0.87 %
Drainage or irrigation system construction & drivers	2	0.02 %
Drilling or re-drilling of oil or gas wells and installation of casing drivers	14	0.11 %
Drug, medicine or pharmaceutical preparation mfg. & includes mfg. of ingredients	4	0.03 %
Dry cleaning and laundry store--retail--& route supervisors, drivers	7	0.05 %

	Files Created	Percent Total
Dry dock building--floating--iron or steel--U.S. Act--& drivers (MA)	2	0.02 %
Duplication and replication service of prerecorded audio, video or data	1	0.01 %
Electric light or power co. NOC--all employees & drivers	25	0.19 %
Electric light or power line clearing of new right-of-ways by line contractor--& drivers (clearing of right-of-way performed by contractors also engaged in telephone telegraph or alarm line construction shall be assigned to Code 7601)/	10	0.08 %
Electric light or power line construction--REA--project only & drivers (NC)	2	0.02 %
Electric lighting fixture mfg.: all other operations (NY)	2	0.02 %
Electric motor mfg. or repair (CA)	1	0.01 %
Electrical apparatus repair or servicing at customers premises & drivers (NY)	2	0.02 %
Electrical wiring--within buildings (CA)	8	0.06 %
Elevator erection or repair	2	0.02 %
Engine mfg. NOC	2	0.02 %
Equipment or machinery rental yards--not dealers in new or used equipment--all employees--including counterpersons (CA)	4	0.03 %
Excavation--NOC (CA)	1	0.01 %
Executive officers NOC--not foremen, workers or salespersons (NY)	1	0.01 %
Exercise or health institute (NY)	1	0.01 %
Explosives or ammunition mfg.--bag loading--propellant charges--& drivers	1	0.01 %
Eyelet mfg.	3	0.02 %
Facade fabrication--metal--& drivers	2	0.02 %
Farm machinery dealer--all operations & drivers	6	0.05 %
Farm product--apples--& drivers	10	0.08 %
Farm product--fish hatcheries--& drivers	3	0.02 %
Faucet mfg.	1	0.01 %
Feed, hay or grain dealer & local managers, drivers	1	0.01 %
Fence erection--all types (MA)	6	0.05 %
Fertilizer mfg. & drivers	2	0.02 %
Fiber goods mfg.	1	0.01 %
Fiberglass mfg. for insulation purposes	2	0.02 %
Field bonded warehousing--all employees & clerical (MA, NC)	2	0.02 %
Fire fighters--not volunteers--including all employees of fire department (CA)	2	0.02 %
Fire patrol or protective corps & drivers-volunteer	17	0.13 %

	Files Created	Percent Total
Fire plug--installation, repair and maintenance	79	0.60 %
Firefighters & drivers (FL, MA, MT)	118	0.89 %
Firefighters--medical only & drivers (IN)	1	0.01 %
First aid rescue squad--volunteer & drivers (NJ)	1	0.01 %
Flock coating of textiles	4	0.03 %
Floor laying--tile--ceramic	12	0.09 %
Florist--store--& drivers	10	0.08 %
Food sundries mfg. NOC & salespersons, drivers (OK)	1	0.01 %
Foundries--investment casting--all operations--including pattern and mould manufacturing (CA)	2	0.02 %
Foundry--malleable iron (WI)	5	0.04 %
Freight handlers NOC (NY)	2	0.02 %
Fruit farm or orchard--& drivers (NJ)	1	0.01 %
Fuel storage--underground--& drivers	7	0.05 %
Furniture moving & storage, drivers	17	0.13 %
Garbage works	9	0.07 %
Gas company--natural--local distribution & drivers	3	0.02 %
Gas company: gas dealer--l.p.g.--all operations--& drivers (NY)	1	0.01 %
Gas company: gas works & salespersons, drivers (AL, GA, TN)	3	0.02 %
Gas main or connection construction & drivers	12	0.09 %
Gas or oil lease operator--natural gas--all operations & drivers	2	0.02 %
Gas or oil lease work NOC--natural gas--by contractor--& drivers	4	0.03 %
Gas, steam and hot water apparatus--supplies, dealers--& drivers	6	0.05 %
Gasoline recovery & drivers	3	0.02 %
Gasoline station--self-service and convenience/grocery--retail	87	0.66 %
Glass mfg.--& drivers	6	0.05 %
Glass yarn weaving	3	0.02 %
Glazier--away from shop--& drivers	8	0.06 %
Grading of land NOC & drivers (NJ)	1	0.01 %
Greeting card dealer--wholesale (NY)	1	0.01 %
Hardwood floor laying (CA)	1	0.01 %
Hauling & stringing of oil or gas pipe lines--& drivers	1	0.01 %
Health care services—medical or other professional services-traveling (NY)	4	0.03 %
Heating and air conditioning duct work--shop & outside--& drivers (VA)	12	0.09 %
Heating, ventilation, air-conditioning and refrigeration systems—installation, service and repair, shop, yard & drivers	40	0.30 %
Highway maintenance--& drivers (MA)	5	0.04 %

	Files Created	Percent Total
Highway sign erection (MA, MT)	1	0.01 %
Homemaker service--physical assistance	86	0.65 %
Hosiery dyeing and finishing	1	0.01 %
Hospice service organization	195	1.47 %
Hospitals--all employees--including clerical office employees and salespersons (CA)	8	0.06 %
Hotel, boarding house--resort--all-year operations--all employees & drivers (WI)	10	0.08 %
Hotels--all employees (CA)	18	0.14 %
Housing authority & clerical, salespersons, drivers	26	0.20 %
Hunting or fishing guides, including camp or lodge operations--all employees & drivers (AK)	1	0.01 %
Ice mfg. or distribution & drivers	2	0.02 %
Inspectors of merchandise on vessels or docks--coverage under State Act	1	0.01 %
Institutional employees--hospitals, sanitariums, rest homes or homes for the aged--all employees--including clerical office employees and salespersons--not jail or prison employees (CA)/	2	0.02 %
Insulation of pipes and boilers--non-asbestos materials	82	0.62 %
Insurance companies--all employees--including clerical office employees and salespersons (CA)	8	0.06 %
Invalid Code	124	0.94 %
Iron or steel erection--construction of dwellings not over two stories in height	1	0.01 %
Iron or steel erection--frame structures not over two stories in height	3	0.02 %
Iron or steel mfg.--steelmaking & drivers	12	0.09 %
Iron or steel mfg.: doubling process--& drivers	2	0.02 %
Iron or steel scrap dealer & drivers	4	0.03 %
Iron or steel--iron or steel works--shop--structural--& drivers	23	0.17 %
Irrigation pipe installation--agricultural--above ground & drivers (MT)	1	0.01 %
Janitorial services by contractors-- includes window cleaning above ground level & drivers	14	0.11 %
Janitorial services--by contractors (CA)	2	0.02 %
Joint vocational schools: all employees & clerical, clerical telecommuter, salespersons, drivers (OH)	1	0.01 %
Junk dealer & drivers	1	0.01 %
Kaolin milling & drivers (GA, SC)	1	0.01 %
Kitchen cabinets--manufacture--& drivers (MA)	11	0.08 %
Labor union--all employees	3	0.02 %

	Files Created	Percent Total
Laundry, dry cleaning or dyeing NOC & route supervisors, drivers (AK)	1	0.01 %
Laundry--self-service--& clerical, salespersons & drivers (NJ)	3	0.02 %
Lawn maintenance	79	0.60 %
Lime mfg.	2	0.02 %
Limousine company--non-scheduled & drivers--all other than garage employees	24	0.18 %
Local school districts: all employees & clerical, clerical telecommuter, salespersons, drivers (OH)	9	0.07 %
Logging equipment maintenance & repair (AK, MT, OR)	1	0.01 %
Logging or lumbering--pulpwood only--all operations & drivers (NC)	1	0.01 %
Logging or lumbering: certified loggers (UT)	1	0.01 %
Logging or lumbering: log hauling & drivers (OR)	1	0.01 %
Logging or lumbering: mechanized equipment operations & drivers (AK, OR)	5	0.04 %
Logging or tree removal-- certified mechanical loggers (ME, NH)	1	0.01 %
Logging or tree removal: mechanized equipment operators	5	0.04 %
Logging or tree removal—log hauling & drivers	1	0.01 %
Longshoremen and harbor workers when there is concurrent jurisdiction with the Longshore and Harbor Workers Act (OH)	1	0.01 %
Macaroni mfg.	6	0.05 %
Mailing or addressing company or letter service shop	6	0.05 %
Mailing or addressing company or letter service shop-clerical staff	1	0.01 %
Marble mfg.--artificial (MA)	24	0.18 %
Marina & drivers--coverage under State Act	4	0.03 %
Masonry (CA)	2	0.02 %
Meat slicers or grinders--service or repair	11	0.08 %
Medical instrument mfg.--electronic--diagnostic or treatment (CA)	1	0.01 %
Mercerizing yarn	1	0.01 %
Metal building erection--prefabricated & drivers (IL, TN)	1	0.01 %
Metal scrap dealer & drivers	2	0.02 %
Millinery mfg. (NJ, VA)	2	0.02 %
Millstone mfg.--& drivers (MA)	8	0.06 %
Mortgage brokers--all employees--including clerical office employees and salespersons (CA)	1	0.01 %
Motion picture production: all operations up to the development of negatives & clerical, drivers	14	0.11 %
Municipal social workers--all professional staff (VA)	42	0.32 %

	Files Created	Percent Total
Municipal, state or public agencies: all other municipal, state or public agency employees--NOC--including laborers, mechanics, and storekeepers (CA)	13	0.10 %
Nail, tack or rivet mfg.--cold or hot work (CA)	1	0.01 %
News agent or distributor of magazines or other periodicals--not retail dealer--& salespersons, drivers	2	0.02 %
Newspaper operation: publishing (OK)	1	0.01 %
Newspaper publishing	21	0.16 %
Newspaper, magazine or book publishing--no printing--editing, designing, proofreading, and photographic composing--including clerical office employees (CA)/	2	0.02 %
Nursing home--all other employees (FL)	5	0.04 %
Nursing home: professional employees (FL, RI)	6	0.05 %
Nursing homes--all employees (NC)	14	0.11 %
Oil analyzing at oil well site in trailers away from well--& drivers	2	0.02 %
Oil or gas burner installation service or repair & shop, drivers (NY)	5	0.04 %
Oil or gas pipeline construction & drivers	6	0.05 %
Oil or gas well supplies or equipment dealers--secondhand (CA)	1	0.01 %
Oil or gas well--installation or recovery of casings & drivers	1	0.01 %
Oil still erection or repair	1	0.01 %
Orchard and grove owners and operators--all operations & drivers (FL)	2	0.02 %
Packing house--all operations	8	0.06 %
Painting, decorating or paper hanging (CA)	1	0.01 %
Paper coating	2	0.02 %
Paperhanging & drivers	1	0.01 %
Partition system installation--stud--& drivers	24	0.18 %
Peanut handling (MA)	97	0.73 %
Physicians--all employees--including clerical office employees--NPD (CA)	2	0.02 %
Pipe manufacturing NOC & drivers	7	0.05 %
Pipe mfg.--plastic, extrusion method	8	0.06 %
Pipe or tube mfg.--iron or steel & drivers	1	0.01 %
Pipe testing or inspection--destructive--including radiographic or X-ray processes--& drivers	13	0.10 %
Plastic goods mfg.--NOC (CA)	2	0.02 %
Plumbing--shop and outside (CA)	2	0.02 %
Pole, post or tie yard & drivers	2	0.02 %
Police officers--volunteer--& clerical, salespersons (NV)	1	0.01 %

	Files Created	Percent Total
Police, sheriffs, constables, marshals, animal control officers, game and fish wardens, and jailers--including deputies--volunteers, serving with or without remuneration (CA)/	2	0.02 %
Poultry dealers--wholesale--including dressing	4	0.03 %
Poultry or egg producer--& drivers	187	1.41 %
Precision machined parts mfg. NOC	13	0.10 %
Printing operation (CA)	1	0.01 %
Public colleges or schools--all employees--including cafeteria, clerical office employees and messengers (CA)	84	0.64 %
Quick printing--copying or duplication service--all employees & clerical, salespersons, drivers	1	0.01 %
Railroad operation--handling of terminal freight by contractors & stevedores, checkers, drivers (NJ)	4	0.03 %
Ready mixed concrete dealer & drivers (NM, NC)	1	0.01 %
Real estate agencies--all employees--including clerical office employees and salespersons (CA)	27	0.20 %
Real estate appraisal company--outside employees	2	0.02 %
Refractory products mfg.--all employees & drivers (MO)	1	0.01 %
Residential care facilities for adults--NOC--all employees (CA)	1	0.01 %
Restaurant NOC	344	2.60 %
Restaurant: fast food & drivers (NY)	14	0.11 %
Restaurant: full-service--including entertainers and/or musicians (NY)	12	0.09 %
Retirement living centers: all other employees, salespersons & drivers	15	0.11 %
Retirement living centers: food service employees	9	0.07 %
Retirement living centers: health care employees	46	0.35 %
Roofer: shingle applicators on new residential construction of detached private residences--all operations & drivers (WI)	2	0.02 %
Roofing--all kinds & drivers	31	0.23 %
Rubber tire dealers--wholesale or retail, or combined wholesale and retail--including inside salespersons, estimators, service writers, customer service representatives and cashiers; repairing and adjusting tires away from the premises; and accessories and spare parts departments (CA)/	12	0.09 %
Rubber tire mfg.	34	0.26 %
Salespersons, collectors or messengers outside--Program II--State Act	3	0.02 %
Salvage operations & incidental wrecking (NY)	1	0.01 %
Sanitary companies--firms engaged in the cleaning of septic tanks, cesspools and chemical portable toilets--all employees (CA)	1	0.01 %

	Files Created	Percent Total
Sausage casing mfg.--wholesale--no cleaning other than washing (MA)	1	0.01 %
Scaffolding—delivery of materials only—no installation, repair or removal—all employees & drivers (AK, FL, LA)	6	0.05 %
Scaffolds, hod hoist or construction elevators--built-up from the ground--installation, repair or removal & drivers (NY)	1	0.01 %
School bus contractor--including incidental charter service: all other employees & drivers (MD, NH)	12	0.09 %
School: cafeteria & kitchen employees (OR)	2	0.02 %
Sewage disposal plant operation & drivers	38	0.29 %
Sewer construction--all operations & drivers	21	0.16 %
Sewing machine mfg. (IL, NJ, NY, RI)	1	0.01 %
Sheet metal products mfg.	1	0.01 %
Sheet metal work--erection, installation or repair--shop and outside (CA)	1	0.01 %
Sheet metal work--shop only (NY)	1	0.01 %
Sheltered workshops or work activity centers--all employees--including supervisors, educational instructors, counselors, production managers and vocational evaluators (CA)/	4	0.03 %
Shipbuilding--naval & drivers	3	0.02 %
Sign mfg.--silk-screen printing--metal	3	0.02 %
Sign mfg.--silk-screen printing--paper or plasterboard	37	0.28 %
Social services organization—all employees & salespersons, drivers	2	0.02 %
State agencies, all other (OR)	1	0.01 %
Steamship line or agency--port employees: superintendents, captains, engineers, stewards or their assistants, pay clerks	4	0.03 %
Steamship line or agency--port employees: tallymen, checking clerks or employees engaged in mending or repacking of damaged containers (NJ)	2	0.02 %
Stone Cutting or Polishing--No Granite or Sandstone--& Drivers (NJ)	1	0.01 %
Storage warehouse--cold	5	0.04 %
Store--home furnishings specialist--retail--& clerical, salespersons & drivers (NJ)	29	0.22 %
Store: book, record, compact disc, software, video or audio cassette retail	6	0.05 %
Store: book, record, compact disc, software, video or audio cassette retail (MA)	610	4.61 %
Store: department--retail	84	0.64 %
Store: drug--retail	6	0.05 %

	Files Created	Percent Total
Store: drug--wholesale	2	0.02 %
Store: five and ten cent (MA, NJ, SC, VA)	2	0.02 %
Store: furniture showrooms (IL)	1	0.01 %
Store: grocery convenience--retail (FL, GA, MO, TN)	9	0.07 %
Store: meat, grocery and provision (combined)--retail NOC (supermarket type)	279	2.11 %
Stores--bicycles and bicycle accessories--wholesale or retail--including repairs or rental operations (CA)	1	0.01 %
Stores--books--retail (CA)	1	0.01 %
Stores--computer--wholesale or retail--including outside salespersons (CA)	2	0.02 %
Stores--floor covering--wholesale or retail--carpet, rugs, vinyl or linoleum--including showroom sales (CA)	1	0.01 %
Stores--furniture--inside sales employees (CT, LA, RI)	1	0.01 %
Stores--office supplies and stationery--including incidental sale of office machines or office furniture--wholesale or retail (CA)	2	0.02 %
Stores--videotape--rental or sale--retail (CA)	1	0.01 %
Stores--welding supplies--wholesale or retail--including the charging of welding cylinders (CA)	1	0.01 %
Stores: hardware store--retail (NY)	3	0.02 %
Street or road construction or maintenance & drivers (OK)	1	0.01 %
Street or road construction--sub-surface work & drivers	11	0.08 %
Sugar cane milling--all operations (LA)	1	0.01 %
Swimming pool construction--not iron or steel--& drivers	2	0.02 %
Temporary labor service contractors--all incidental operations (WI)	9	0.07 %
Theaters--motion picture--all employees (CA)	2	0.02 %
Tobacco rehandling or warehousing	1	0.01 %
Toilet or towel supply co. & route supervisors, drivers	2	0.02 %
Toll road operation--& clerical, salespersons & drivers (NJ)	2	0.02 %
Truck or trailer body repair shop--all employees & parts department employees, drivers (AL, CT)	4	0.03 %
Trucking NOC--garage, dock and ware-house employees of trucking firms (OR)	2	0.02 %
Trucking parcels or packages--home delivery from retail stores--& drivers (NY)	3	0.02 %
Trucking--common carrier--all employees & drivers, includes depot employees (LA)	14	0.11 %
Trucking--mail, parcel or package delivery--under contract with the U.S. Postal Service--all employees & drivers	6	0.05 %
Trucking--parcel or package delivery--all employees & drivers	60	0.45 %

	Files Created	Percent Total
Trucking: mechanics and garage employees (MO, NM, SD)	3	0.02 %
USL&HW stevedoring supervisors, shipping line tally workers, and port employees--no handling of materials, no stevedoring, loading or unloading of vessels (OH)/	1	0.01 %
Vegetable packing & drivers	1	0.01 %
Veneer mfg.	3	0.02 %
Video post-production--computer or electronic--all employees--including clerical office employees and salespersons--NPD (CA)	1	0.01 %
Vocational rehabilitation trainees (VA)	4	0.03 %
Wall covering or metal ceiling installation & shop, drivers	14	0.11 %
Warehouses--self-storage--all other employees--including on-site managers, resident employees and resident clerical office employees (CA)	8	0.06 %
Wood products mfg.--NOC (CA)	4	0.03 %
Total:	13011	98.40 %

Industry Code:

Other Direct Insurance (except Life, Health, and Medical) Carriers	2	0.02 %
,Postharvest Crop Activities (except Cotton Ginning)	2	0.02 %
Abrasive Product Manufacturing	2	0.02 %
Administration of Air and Water Resource and Solid Waste Management Programs	46	0.35 %
Administration of Housing Programs	24	0.18 %
Administration of Human Resource Programs (except Education, Public Health, and Veterans Affairs Programs)	8	0.06 %
Administration of Public Health Programs	55	0.42 %
Administration of Urban Planning and Community and Rural Development	41	0.31 %
Administrative Management and General Management Consulting Services	16	0.12 %
Air and Gas Compressor Manufacturing	1	0.01 %
Air Purification Equipment Manufacturing	3	0.02 %
Air Traffic Control	2	0.02 %
Air-Conditioning and Warm Air Heating Equipment and Commercial and Industrial Refrigeration Equipment Manufacturing	17	0.13 %
Aircraft Engine and Engine Parts Manufacturing	6	0.05 %
Aircraft Manufacturing	45	0.34 %
All Other Amusement and Recreation Industries	5	0.04 %
All Other Animal Production	3	0.02 %
All Other Automotive Repair and Maintenance	15	0.11 %

	Files Created	Percent Total
All Other Business Support Services	13	0.10 %
All Other Consumer Goods Rental	14	0.11 %
All Other Converted Paper Product Manufacturing	5	0.04 %
All Other Crop Farming	2	0.02 %
All Other Cut and Sew Apparel Manufacturing	4	0.03 %
All Other Fabricated Metal Product Manufacturing	1	0.01 %
All Other General Merchandise Stores	17	0.13 %
All Other Health and Personal Care Stores	6	0.05 %
All Other Home Furnishings Stores	4	0.03 %
All Other Industrial Machinery Manufacturing	3	0.02 %
All Other Insurance Related Activities	2	0.02 %
All Other Leather Good and Allied Product Manufacturing	3	0.02 %
All Other Miscellaneous Ambulatory Health Care Services	26	0.20 %
All Other Miscellaneous Chemical Product and Preparation Manufacturing	2	0.02 %
All Other Miscellaneous Crop Farming	5	0.04 %
All Other Miscellaneous Electrical Equipment and Component Manufacturing	12	0.09 %
All Other Miscellaneous Fabricated Metal Product Manufacturing	7	0.05 %
All Other Miscellaneous Food Manufacturing	22	0.17 %
All Other Miscellaneous General Purpose Machinery Manufacturing	17	0.13 %
All Other Miscellaneous Manufacturing	19	0.14 %
All Other Miscellaneous Schools and Instruction	609	4.61 %
All Other Miscellaneous Store Retailers	3	0.02 %
All Other Miscellaneous Store Retailers (except Tobacco Stores)	29	0.22 %
All Other Miscellaneous Textile Product Mills	3	0.02 %
All Other Miscellaneous Waste Management Services	1	0.01 %
All Other Miscellaneous Wood Product Manufacturing	8	0.06 %
All Other Motor Vehicle Dealers	9	0.07 %
All Other Motor Vehicle Parts Manufacturing	11	0.08 %
All Other Nondepository Credit Intermediation	1	0.01 %
All Other Outpatient Care Centers	1	0.01 %
All Other Personal Services	7	0.05 %
All Other Petroleum and Coal Products Manufacturing	1	0.01 %
All Other Plastics Product Manufacturing	21	0.16 %
All Other Professional, Scientific, and Technical Services	6	0.05 %
All Other Publishers	3	0.02 %
All Other Rubber Product Manufacturing	1	0.01 %

	Files Created	Percent Total
All Other Specialty Food Stores	6	0.05 %
All Other Specialty Trade Contractors	57	0.43 %
All Other Support Activities for Transportation	5	0.04 %
All Other Support Services	4	0.03 %
All Other Telecommunications	1	0.01 %
All Other Transit and Ground Passenger Transportation	3	0.02 %
All Other Travel Arrangement and Reservation Services	1	0.01 %
All Other Traveler Accommodation	17	0.13 %
All Other Wood Product Manufacturing	1	0.01 %
Aluminum Sheet, Plate, and Foil Manufacturing	4	0.03 %
Ambulance Services	11	0.08 %
Amusement and Theme Parks	3	0.02 %
Amusement Arcades	1	0.01 %
Analytical Laboratory Instrument Manufacturing	1	0.01 %
Animal (except Poultry) Slaughtering	11	0.08 %
Anthracite Mining	1	0.01 %
Apple Orchards	10	0.08 %
Appliance Repair and Maintenance	2	0.02 %
Apprenticeship Training	3	0.02 %
Architectural Services	5	0.04 %
Asphalt Paving Mixture and Block Manufacturing	1	0.01 %
Asphalt Shingle and Coating Materials Manufacturing	6	0.05 %
Audio and Video Equipment Manufacturing	3	0.02 %
Automatic Environmental Control Manufacturing for Residential, Commercial, and Appliance Use	3	0.02 %
Automatic Vending Machine Manufacturing	2	0.02 %
Automobile and Other Motor Vehicle Merchant Wholesalers	5	0.04 %
Automobile Manufacturing	3	0.02 %
Automotive Body, Paint, and Interior Repair and Maintenance	24	0.18 %
Automotive Exhaust System Repair	2	0.02 %
Automotive Glass Replacement Shops	3	0.02 %
Automotive Mechanical and Electrical Repair and Maintenance	4	0.03 %
Automotive Oil Change and Lubrication Shops	1	0.01 %
Automotive Parts and Accessories Stores	19	0.14 %
Automotive Transmission Repair	1	0.01 %
Ball and Roller Bearing Manufacturing	8	0.06 %
Bare Printed Circuit Board Manufacturing	3	0.02 %
Beauty Salons	7	0.05 %

	Files Created	Percent Total
Bed-and-Breakfast Inns	1	0.01 %
Beef Cattle Ranching and Farming	3	0.02 %
Beef Cattle Ranching and Farming, including Feedlots	1	0.01 %
Beer and Ale Merchant Wholesalers	16	0.12 %
Beer, Wine, and Liquor Stores	3	0.02 %
Biological Product (except Diagnostic) Manufacturing	6	0.05 %
Bituminous Coal and Lignite Surface Mining	16	0.12 %
Bituminous Coal Underground Mining	25	0.19 %
Blind and Shade Manufacturing	6	0.05 %
Blood and Organ Banks	1	0.01 %
Boat Dealers	1	0.01 %
Bolt, Nut, Screw, Rivet, and Washer Manufacturing	3	0.02 %
Book Publishers	6	0.05 %
Book Stores	17	0.13 %
Book, Periodical, and Newspaper Merchant Wholesalers	7	0.05 %
Books Printing	3	0.02 %
Bottled Water Manufacturing	7	0.05 %
Bowling Centers	8	0.06 %
Breakfast Cereal Manufacturing	1	0.01 %
Breweries	2	0.02 %
Brick, Stone, and Related Construction Material Merchant Wholesalers	11	0.08 %
Broadwoven Fabric Finishing Mills	5	0.04 %
Broadwoven Fabric Mills	12	0.09 %
Building Inspection Services	2	0.02 %
Burial Casket Manufacturing	1	0.01 %
Bus and Other Motor Vehicle Transit Systems	1	0.01 %
Business Associations	18	0.14 %
Business to Business Electronic Markets	4	0.03 %
Cable and Other Subscription Programming	17	0.13 %
Cafeterias, Grill Buffets, and Buffets	3	0.02 %
Camera and Photographic Supplies Stores	2	0.02 %
Canvas and Related Product Mills	2	0.02 %
Car Washes	3	0.02 %
Carpet and Rug Mills	11	0.08 %
Carpet and Upholstery Cleaning Services	11	0.08 %
Casino Hotels	5	0.04 %
Caterers	3	0.02 %

	Files Created	Percent Total
Cattle Feedlots	1	0.01 %
Cement Manufacturing	3	0.02 %
Cemeteries and Crematories	2	0.02 %
Ceramic Wall and Floor Tile Manufacturing	1	0.01 %
Charter Bus Industry	2	0.02 %
Child and Youth Services	47	0.36 %
Child Day Care Services	22	0.17 %
Cigarette Manufacturing	26	0.20 %
Civic and Social Organizations	9	0.07 %
Claims Adjusting	5	0.04 %
Clay and Ceramic and Refractory Minerals Mining	2	0.02 %
Coal and Other Mineral and Ore Merchant Wholesalers	1	0.01 %
Coated and Laminated Paper Manufacturing	1	0.01 %
Coffee and Tea Manufacturing	3	0.02 %
Coin-Operated Laundries and Drycleaners	10	0.08 %
Collection Agencies	3	0.02 %
Colleges, Universities, and Professional Schools	80	0.61 %
Commercial and Industrial Machinery and Equipment (except Automotive and Electronic) Repair and Maintenance	8	0.06 %
Commercial and Institutional Building Construction	168	1.27 %
Commercial Bakeries	24	0.18 %
Commercial Banking	69	0.52 %
Commercial Flexographic Printing	6	0.05 %
Commercial Gravure Printing	1	0.01 %
Commercial Lithographic Printing	17	0.13 %
Commercial Screen Printing	4	0.03 %
Commercial, Industrial, and Institutional Electric Lighting Fixture Manufacturing	1	0.01 %
Community Food Services	3	0.02 %
Computer and Computer Peripheral Equipment and Software Merchant Wholesalers	1	0.01 %
Computer and Office Machine Repair and Maintenance	2	0.02 %
Computer Storage Device Manufacturing	1	0.01 %
Computer Systems Design Services	45	0.34 %
Concrete Block and Brick Manufacturing	11	0.08 %
Concrete Pipe Manufacturing	7	0.05 %
Confectionery Manufacturing from Purchased Chocolate	1	0.01 %
Confectionery Merchant Wholesalers	1	0.01 %

	Files Created	Percent Total
Construction and Mining (except Oil Well) Machinery and Equipment Merchant Wholesalers	4	0.03 %
Construction Machinery Manufacturing	27	0.20 %
Construction Sand and Gravel Mining	6	0.05 %
Construction, Mining, and Forestry Machinery and Equipment Rental and Leasing	14	0.11 %
Consumer Electronics and Appliances Rental	1	0.01 %
Consumer Electronics Repair and Maintenance	1	0.01 %
Consumer Lending	8	0.06 %
Continuing Care Retirement Communities	29	0.22 %
Convenience Stores	7	0.05 %
Convention and Trade Show Organizers	1	0.01 %
Conveyor and Conveying Equipment Manufacturing	9	0.07 %
Corporate, Subsidiary, and Regional Managing Offices	3	0.02 %
Correctional Institutions	243	1.84 %
Corrugated and Solid Fiber Box Manufacturing	6	0.05 %
Cosmetics, Beauty Supplies, and Perfume Stores	1	0.01 %
Cotton Ginning	22	0.17 %
Couriers and Express Delivery Services	18	0.14 %
Credit Card Issuing	2	0.02 %
Credit Unions	15	0.11 %
Crude Petroleum and Natural Gas Extraction	2	0.02 %
Crushed and Broken Granite Mining and Quarrying	1	0.01 %
Crushed and Broken Limestone Mining and Quarrying	2	0.02 %
Current-Carrying Wiring Device Manufacturing	1	0.01 %
Custom Compounding of Purchased Resins	1	0.01 %
Custom Computer Programming Services	17	0.13 %
Cut Stock, Resawing Lumber, and Planing	4	0.03 %
Cut Stone and Stone Product Manufacturing	4	0.03 %
Cutting Tool and Machine Tool Accessory Manufacturing	2	0.02 %
Dairy Cattle and Milk Production	4	0.03 %
Dairy Product (except Dried or Canned) Merchant Wholesalers	2	0.02 %
Dairy Product (except Frozen) Manufacturing	1	0.01 %
Data Processing, Hosting, and Related Services	12	0.09 %
Dental Laboratories	3	0.02 %
Department Stores (except Discount Department Stores)	127	0.96 %
Diet and Weight Reducing Centers	2	0.02 %
Digital Printing	1	0.01 %

	Files Created	Percent Total
Dimension Stone Mining and Quarrying	1	0.01 %
Direct Health and Medical Insurance Carriers	12	0.09 %
Direct Life Insurance Carriers	6	0.05 %
Direct Mail Advertising	4	0.03 %
Direct Property and Casualty Insurance Carriers	10	0.08 %
Direct Title Insurance Carriers	6	0.05 %
Discount Department Stores	396	3.00 %
Display Advertising	1	0.01 %
Document Preparation Services	2	0.02 %
Drafting Services	1	0.01 %
Dried and Dehydrated Food Manufacturing	1	0.01 %
Drilling Oil and Gas Wells	17	0.13 %
Drinking Places (Alcoholic Beverages)	3	0.02 %
Drugs and Druggists Sundries Merchant Wholesalers	2	0.02 %
Drycleaning and Laundry Services (except Coin-Operated)	5	0.04 %
Drywall and Insulation Contractors	26	0.20 %
Dual-Purpose Cattle Ranching and Farming	11	0.08 %
Educational Support Services	8	0.06 %
Electric Housewares and Household Fan Manufacturing	1	0.01 %
Electric Power Distribution	3	0.02 %
Electrical and Electronic Appliance, Television, and Radio Set Merchant Wholesalers	7	0.05 %
Electrical Apparatus and Equipment, Wiring Supplies, and Related Equipment Merchant Wholesalers	4	0.03 %
Electrical Contractors and Other Wiring Installation Contractors	122	0.92 %
Electronic Computer Manufacturing	2	0.02 %
Electronic Connector Manufacturing	1	0.01 %
Electronic Shopping	10	0.08 %
Electroplating, Plating, Polishing, Anodizing, and Coloring	4	0.03 %
Elementary and Secondary Schools	412	3.12 %
Elevator and Moving Stairway Manufacturing	1	0.01 %
Emergency and Other Relief Services	7	0.05 %
Employment Placement Agencies	9	0.07 %
Employment Placement Agencies and Executive Search Services	3	0.02 %
Enameled Iron and Metal Sanitary Ware Manufacturing	2	0.02 %
Engineered Wood Member (except Truss) Manufacturing	1	0.01 %
Engineering Services	50	0.38 %
Environment, Conservation and Wildlife Organizations	1	0.01 %

	Files Created	Percent Total
Environmental Consulting Services	1	0.01 %
Executive Offices	17	0.13 %
Explosives Manufacturing	1	0.01 %
Exterminating and Pest Control Services	14	0.11 %
Fabric Coating Mills	2	0.02 %
Fabricated Structural Metal Manufacturing	13	0.10 %
Facilities Support Services	14	0.11 %
Family Clothing Stores	73	0.55 %
Farm and Garden Machinery and Equipment Merchant Wholesalers	5	0.04 %
Farm Machinery and Equipment Manufacturing	5	0.04 %
Farm Product Warehousing and Storage	1	0.01 %
Financial Transactions Processing, Reserve, and Clearinghouse Activities	5	0.04 %
Finish Carpentry Contractors	33	0.25 %
Fire Protection	8	0.06 %
Fish and Seafood Markets	1	0.01 %
Fish and Seafood Merchant Wholesalers	1	0.01 %
Fitness and Recreational Sports Centers	23	0.17 %
Flat Glass Manufacturing	5	0.04 %
Floor Covering Stores	7	0.05 %
Flooring Contractors	15	0.11 %
Florists	10	0.08 %
Flower, Nursery Stock, and Florists Supplies Merchant Wholesalers	7	0.05 %
Fluid Milk Manufacturing	5	0.04 %
Folding Paperboard Box Manufacturing	2	0.02 %
Food Product Machinery Manufacturing	8	0.06 %
Food Service Contractors	12	0.09 %
Footwear Merchant Wholesalers	1	0.01 %
Forest Nurseries and Gathering of Forest Products	1	0.01 %
Framing Contractors	21	0.16 %
Freestanding Ambulatory Surgical and Emergency Centers	4	0.03 %
Freight Transportation Arrangement	4	0.03 %
Fresh and Frozen Seafood Processing	15	0.11 %
Fresh Fruit and Vegetable Merchant Wholesalers	3	0.02 %
Frozen Fruit, Juice, and Vegetable Manufacturing	2	0.02 %
Frozen Specialty Food Manufacturing	4	0.03 %

	Files Created	Percent Total
Fruit and Tree Nut Combination Farming	2	0.02 %
Fruit and Vegetable Markets	1	0.01 %
Fuel Dealers	1	0.01 %
Full-Service Restaurants	384	2.90 %
Funeral Homes and Funeral Services	8	0.06 %
Furniture Merchant Wholesalers	7	0.05 %
Furniture Stores	21	0.16 %
Gasket, Packing, and Sealing Device Manufacturing	1	0.01 %
Gasoline Engine and Engine Parts Manufacturing	4	0.03 %
Gasoline Stations with Convenience Stores	34	0.26 %
General Automotive Repair	33	0.25 %
General Freight Trucking, Local	50	0.38 %
General Freight Trucking, Long-Distance, Less Than Truckload	2	0.02 %
General Freight Trucking, Long-Distance, Truckload	76	0.57 %
General Line Grocery Merchant Wholesalers	18	0.14 %
General Medical and Surgical Hospitals	408	3.09 %
General Rental Centers	8	0.06 %
General Warehousing and Storage	17	0.13 %
Geophysical Surveying and Mapping Services	5	0.04 %
Gift, Novelty, and Souvenir Stores	7	0.05 %
Glass and Glass Product Manufacturing	2	0.02 %
Glass and Glazing Contractors	8	0.06 %
Glass Product Manufacturing Made of Purchased Glass	1	0.01 %
Golf Courses and Country Clubs	15	0.11 %
Grain and Field Bean Merchant Wholesalers	1	0.01 %
Grantmaking Foundations	9	0.07 %
Graphic Design Services	1	0.01 %
Greeting Card Publishers	1	0.01 %
Guided Missile and Space Vehicle Manufacturing	1	0.01 %
Gypsum Product Manufacturing	1	0.01 %
Hand and Edge Tool Manufacturing	3	0.02 %
Hardware Manufacturing	6	0.05 %
Hardware Merchant Wholesalers	2	0.02 %
Hardware Stores	13	0.10 %
Hardwood Veneer and Plywood Manufacturing	2	0.02 %
Hat, Cap, and Millinery Manufacturing	5	0.04 %
Hay Farming	1	0.01 %
Hazardous Waste Collection	1	0.01 %

	Files Created	Percent Total
Hazardous Waste Treatment and Disposal	19	0.14 %
Health and Welfare Funds	1	0.01 %
Heating Equipment (except Warm Air Furnaces) Manufacturing	6	0.05 %
Heating Oil Dealers	3	0.02 %
Highway, Street, and Bridge Construction	56	0.42 %
HMO Medical Centers	4	0.03 %
Hobby, Toy, and Game Stores	13	0.10 %
Home and Garden Equipment Repair and Maintenance	1	0.01 %
Home Centers	38	0.29 %
Home Furnishing Merchant Wholesalers	2	0.02 %
Home Health Care Services	62	0.47 %
Homes for the Elderly	5	0.04 %
Horses and Other Equine Production	2	0.02 %
Hotels (except Casino Hotels) and Motels	171	1.29 %
Household Appliance Stores	8	0.06 %
Household Furniture (except Wood and Metal) Manufacturing	3	0.02 %
Household Vacuum Cleaner Manufacturing	2	0.02 %
Human Resources Consulting Services	23	0.17 %
Hunting and Trapping	1	0.01 %
Hydroelectric Power Generation	7	0.05 %
Ice Cream and Frozen Dessert Manufacturing	2	0.02 %
Ice Manufacturing	1	0.01 %
Independent Artists, Writers, and Performers	2	0.02 %
Industrial Building Construction	18	0.14 %
Industrial Launderers	12	0.09 %
Industrial Machinery and Equipment Merchant Wholesalers	5	0.04 %
Industrial Mold Manufacturing	4	0.03 %
Industrial Truck, Tractor, Trailer, and Stacker Machinery Manufacturing	4	0.03 %
Industrial Valve Manufacturing	4	0.03 %
Institutional Furniture Manufacturing	4	0.03 %
Instrument Manufacturing for Measuring and Testing Electricity and Electrical Signals	2	0.02 %
Instruments and Related Products Manufacturing for Measuring, Displaying, and Controlling Industrial Process Variables	1	0.01 %
Insurance Agencies and Brokerages	6	0.05 %
Interior Design Services	2	0.02 %
Internet Publishing and Broadcasting and Web Search Portals	1	0.01 %

	Files Created	Percent Total
Interurban and Rural Bus Transportation	5	0.04 %
Invalid Code	73	0.55 %
Investigation Services	11	0.08 %
Investment Banking and Securities Dealing	1	0.01 %
Iron and Steel Forging	1	0.01 %
Iron and Steel Mills	22	0.17 %
Iron and Steel Pipe and Tube Manufacturing from Purchased Steel	5	0.04 %
Iron Foundries	2	0.02 %
Janitorial Services	76	0.57 %
Jewelry Stores	4	0.03 %
Jewelry, Watch, Precious Stone, and Precious Metal Merchant Wholesalers	1	0.01 %
Junior Colleges	5	0.04 %
Kaolin and Ball Clay Mining	1	0.01 %
Kidney Dialysis Centers	2	0.02 %
Kitchen Utensil, Pot, and Pan Manufacturing	5	0.04 %
Laminated Plastics Plate, Sheet (except Packaging), and Shape Manufacturing	1	0.01 %
Land Subdivision	15	0.11 %
Landscape Architectural Services	22	0.17 %
Landscaping Services	50	0.38 %
Lawn and Garden Tractor and Home Lawn and Garden Equipment Manufacturing	1	0.01 %
Leather and Hide Tanning and Finishing	1	0.01 %
Legislative Bodies	2	0.02 %
Lessors of Nonresidential Buildings (except Miniwarehouses)	26	0.20 %
Lessors of Other Real Estate Property	1	0.01 %
Lessors of Residential Buildings and Dwellings	60	0.45 %
Libraries and Archives	1	0.01 %
Lighting Fixture Manufacturing	1	0.01 %
Limited-Service Eating Places	1	0.01 %
Limited-Service Restaurants	78	0.59 %
Limousine Service	16	0.12 %
Linen Supply	5	0.04 %
Liquefied Petroleum Gas (Bottled Gas) Dealers	2	0.02 %
Local Messengers and Local Delivery	5	0.04 %
Locksmiths	6	0.05 %
Logging	11	0.08 %

	Files Created	Percent Total
Luggage and Leather Goods Stores	1	0.01 %
Lumber, Plywood, Millwork, and Wood Panel Merchant Wholesalers	18	0.14 %
Machine Shops	20	0.15 %
Machine Tool (Metal Cutting Types) Manufacturing	12	0.09 %
Mail-Order Houses	30	0.23 %
Manifold Business Forms Printing	1	0.01 %
Manufactured (Mobile) Home Dealers	1	0.01 %
Manufactured Home (Mobile Home) Manufacturing	5	0.04 %
Marinas	2	0.02 %
Marine Cargo Handling	10	0.08 %
Marketing Consulting Services	3	0.02 %
Masonry Contractors	64	0.48 %
Meat Markets	5	0.04 %
Meat Processed from Carcasses	17	0.13 %
Mechanical Power Transmission Equipment Manufacturing	1	0.01 %
Medical and Diagnostic Laboratories	1	0.01 %
Medical Laboratories	4	0.03 %
Medical, Dental, and Hospital Equipment and Supplies Merchant Wholesalers	9	0.07 %
Medicinal and Botanical Manufacturing	1	0.01 %
Mens and Boys Clothing and Furnishings Merchant Wholesalers	3	0.02 %
Mens and Boys Cut and Sew Apparel Contractors	33	0.25 %
Mens and Boys Cut and Sew Shirt (except Work Shirt) Manufacturing	2	0.02 %
Mens and Boys Cut and Sew Suit, Coat, and Overcoat Manufacturing	5	0.04 %
Mens Clothing Stores	3	0.02 %
Metal Can Manufacturing	13	0.10 %
Metal Coating, Engraving (except Jewelry and Silverware), and Allied Services to Manufacturers	2	0.02 %
Metal Household Furniture Manufacturing	1	0.01 %
Metal Service Centers and Other Metal Merchant Wholesalers	12	0.09 %
Metal Stamping	7	0.05 %
Metal Window and Door Manufacturing	3	0.02 %
Mining Machinery and Equipment Manufacturing	3	0.02 %
Miscellaneous Financial Investment Activities	2	0.02 %
Miscellaneous Intermediation	2	0.02 %
Mixed Mode Transit Systems	7	0.05 %

	Files Created	Percent Total
Monetary Authorities - Central Bank	1	0.01 %
Mortgage and Nonmortgage Loan Brokers	2	0.02 %
Motion Picture and Video Production	4	0.03 %
Motion Picture Theaters (except Drive-Ins)	4	0.03 %
Motor and Generator Manufacturing	23	0.17 %
Motor Home Manufacturing	1	0.01 %
Motor Vehicle Body and Trailer Manufacturing	1	0.01 %
Motor Vehicle Body Manufacturing	18	0.14 %
Motor Vehicle Parts (Used) Merchant Wholesalers	2	0.02 %
Motor Vehicle Steering and Suspension Components (except Spring) Manufacturing	4	0.03 %
Motor Vehicle Supplies and New Parts Merchant Wholesalers	6	0.05 %
Motor Vehicle Towing	2	0.02 %
Motorcycle, ATV, and Personal Watercraft Dealers	3	0.02 %
Museums	14	0.11 %
Musical Instrument and Supplies Stores	1	0.01 %
Narrow Fabric Mills	2	0.02 %
Natural Gas Distribution	4	0.03 %
Nature Parks and Other Similar Institutions	3	0.02 %
New Car Dealers	103	0.78 %
New Housing Operative Builders	5	0.04 %
New Multifamily Housing Construction (except Operative Builders)	13	0.10 %
New Single-Family Housing Construction (except Operative Builders)	75	0.57 %
News Dealers and Newsstands	1	0.01 %
Newspaper Publishers	17	0.13 %
Nonchocolate Confectionery Manufacturing	2	0.02 %
Nonferrous (except Aluminum) Die-Casting Foundries	2	0.02 %
Nonresidential Property Managers	10	0.08 %
Nonscheduled Chartered Freight Air Transportation	5	0.04 %
Nonscheduled Chartered Passenger Air Transportation	1	0.01 %
Nonupholstered Wood Household Furniture Manufacturing	20	0.15 %
Nonwoven Fabric Mills	2	0.02 %
Nursery and Floriculture Production	1	0.01 %
Nursery and Tree Production	1	0.01 %
Nursery, Garden Center, and Farm Supply Stores	14	0.11 %
Nursing Care Facilities	548	4.14 %
Office Administrative Services	37	0.28 %

	Files Created	Percent Total
Office Equipment Merchant Wholesalers	2	0.02 %
Office Machinery and Equipment Rental and Leasing	1	0.01 %
Office Machinery Manufacturing	2	0.02 %
Office Supplies and Stationery Stores	5	0.04 %
Offices of All Other Miscellaneous Health Practitioners	21	0.16 %
Offices of Certified Public Accountants	3	0.02 %
Offices of Dentists	28	0.21 %
Offices of Lawyers	28	0.21 %
Offices of Optometrists	4	0.03 %
Offices of Other Holding Companies	8	0.06 %
Offices of Physical, Occupational and Speech Therapists, and Audiologists	2	0.02 %
Offices of Physicians	1	0.01 %
Offices of Physicians (except Mental Health Specialists)	73	0.55 %
Offices of Physicians, Mental Health Specialists	4	0.03 %
Offices of Real Estate Agents and Brokers	14	0.11 %
Oil and Gas Field Machinery and Equipment Manufacturing	3	0.02 %
Oil and Gas Pipeline and Related Structures Construction	3	0.02 %
Open-End Investment Funds	6	0.05 %
Ophthalmic Goods Manufacturing	2	0.02 %
Optical Goods Stores	2	0.02 %
Ornamental and Architectural Metal Work Manufacturing	4	0.03 %
Other Accounting Services	3	0.02 %
Other Activities Related to Credit Intermediation	2	0.02 %
Other Activities Related to Real Estate	14	0.11 %
Other Airport Operations	22	0.17 %
Other Apparel Accessories and Other Apparel Manufacturing	1	0.01 %
Other Automotive Mechanical and Electrical Repair and Maintenance	14	0.11 %
Other Automotive Repair and Maintenance	1	0.01 %
Other Building Equipment Contractors	27	0.20 %
Other Building Finishing Contractors	8	0.06 %
Other Building Material Dealers	29	0.22 %
Other Business Service Centers (including Copy Shops)	1	0.01 %
Other Chemical and Allied Products Merchant Wholesalers	2	0.02 %
Other Clothing Stores	2	0.02 %
Other Commercial and Industrial Machinery and Equipment Rental and Leasing	1	0.01 %

	Files Created	Percent Total
Other Commercial and Service Industry Machinery Manufacturing	1	0.01 %
Other Commercial Equipment Merchant Wholesalers	1	0.01 %
Other Commercial Printing	6	0.05 %
Other Communication and Energy Wire Manufacturing	1	0.01 %
Other Communications Equipment Manufacturing	2	0.02 %
Other Community Housing Services	2	0.02 %
Other Computer Peripheral Equipment Manufacturing	3	0.02 %
Other Computer Related Services	4	0.03 %
Other Concrete Product Manufacturing	9	0.07 %
Other Construction Material Merchant Wholesalers	6	0.05 %
Other Construction Material Merchant Wholesalers, Durable Goods	1	0.01 %
Other Crushed and Broken Stone Mining and Quarrying	2	0.02 %
Other Direct Selling Establishments	2	0.02 %
Other Electronic and Precision Equipment Repair and Maintenance	1	0.01 %
Other Electronic Component Manufacturing	4	0.03 %
Other Electronic Parts and Equipment Merchant Wholesalers	1	0.01 %
Other Foundation, Structure, and Building Exterior Contractors	7	0.05 %
Other Gasoline Stations	3	0.02 %
Other General Government Support	1785	13.50 %
Other Grocery and Related Products Merchant Wholesalers	6	0.05 %
Other Heavy and Civil Engineering Construction	8	0.06 %
Other Hosiery and Sock Mills	1	0.01 %
Other Individual and Family Services	9	0.07 %
Other Insurance Funds	5	0.04 %
Other Justice, Public Order, and Safety Activities	150	1.13 %
Other Major Household Appliance Manufacturing	1	0.01 %
Other Management Consulting Services	14	0.11 %
Other Measuring and Controlling Device Manufacturing	3	0.02 %
Other Metal Container Manufacturing	2	0.02 %
Other Metal Valve and Pipe Fitting Manufacturing	3	0.02 %
Other Metalworking Machinery Manufacturing	3	0.02 %
Other Millwork (including Flooring)	2	0.02 %
Other Miscellaneous Durable Goods Merchant Wholesalers	2	0.02 %
Other Miscellaneous Nondurable Goods Merchant Wholesalers	2	0.02 %
Other Motion Picture and Video Industries	1	0.01 %
Other Motor Vehicle Electrical and Electronic Equipment Manufacturing	1	0.01 %
Other Noncitrus Fruit Farming	1	0.01 %

	Files Created	Percent Total
Other Nonferrous Foundries (except Die-Casting)	2	0.02 %
Other Nonhazardous Waste Treatment and Disposal	4	0.03 %
Other Nonscheduled Air Transportation	5	0.04 %
Other Outpatient Care Centers	1	0.01 %
Other Performing Arts Companies	19	0.14 %
Other Personal and Household Goods Repair and Maintenance	3	0.02 %
Other Personal Care Services	1	0.01 %
Other Pressed and Blown Glass and Glassware Manufacturing	8	0.06 %
Other Residential Care Facilities	23	0.17 %
Other Scientific and Technical Consulting Services	8	0.06 %
Other Services Related to Advertising	2	0.02 %
Other Services to Buildings and Dwellings	37	0.28 %
Other Similar Organizations (except Business, Professional, Labor, and Political Organizations)	10	0.08 %
Other Snack Food Manufacturing	5	0.04 %
Other Social Advocacy Organizations	8	0.06 %
Other Sound Recording Industries	10	0.08 %
Other Specialty Trade Contractors	1	0.01 %
Other Spectator Sports	8	0.06 %
Other Structural Clay Product Manufacturing	1	0.01 %
Other Support Activities for Air Transportation	3	0.02 %
Other Support Activities for Road Transportation	5	0.04 %
Other Support Activities for Water Transportation	1	0.01 %
Other Technical and Trade Schools	10	0.08 %
Other Tobacco Product Manufacturing	12	0.09 %
Other Vegetable (except Potato) and Melon Farming	1	0.01 %
Other Warehousing and Storage	5	0.04 %
Outdoor Power Equipment Stores	2	0.02 %
Outpatient Mental Health and Substance Abuse Centers	50	0.38 %
Packaged Frozen Food Merchant Wholesalers	2	0.02 %
Packaging Machinery Manufacturing	4	0.03 %
Packing and Crating	3	0.02 %
Paint and Coating Manufacturing	4	0.03 %
Painting and Wall Covering Contractors	16	0.12 %
Paper (except Newsprint) Mills	21	0.16 %
Paper Industry Machinery Manufacturing	1	0.01 %
Paperboard Mills	3	0.02 %
Parking Lots and Garages	6	0.05 %

	Files Created	Percent Total
Passenger Car Rental	18	0.14 %
Periodical Publishers	3	0.02 %
Perishable Prepared Food Manufacturing	5	0.04 %
Pet and Pet Supplies Stores	12	0.09 %
Pet Care (except Veterinary) Services	15	0.11 %
Petrochemical Manufacturing	1	0.01 %
Petroleum and Petroleum Products Merchant Wholesalers (except Bulk Stations and Terminals)	8	0.06 %
Petroleum Bulk Stations and Terminals	3	0.02 %
Petroleum Refineries	2	0.02 %
Pharmaceutical Preparation Manufacturing	10	0.08 %
Pharmacies and Drug Stores	30	0.23 %
Photographic Film, Paper, Plate, and Chemical Manufacturing	4	0.03 %
Piece Goods, Notions, and Other Dry Goods Merchant Wholesalers	1	0.01 %
Pipeline Transportation of Crude Oil	1	0.01 %
Pipeline Transportation of Natural Gas	2	0.02 %
Pipeline Transportation of Refined Petroleum Products	1	0.01 %
Plastics Bag and Pouch Manufacturing	2	0.02 %
Plastics Bottle Manufacturing	1	0.01 %
Plastics Material and Resin Manufacturing	5	0.04 %
Plastics Pipe and Pipe Fitting Manufacturing	3	0.02 %
Plastics Plumbing Fixture Manufacturing	1	0.01 %
Plate Work Manufacturing	8	0.06 %
Plumbing and Heating Equipment and Supplies (Hydronics) Merchant Wholesalers	4	0.03 %
Plumbing Fixture Fitting and Trim Manufacturing	9	0.07 %
Plumbing, Heating, and Air-Conditioning Contractors	161	1.22 %
Police Protection	68	0.51 %
Polystyrene Foam Product Manufacturing	6	0.05 %
Porcelain Electrical Supply Manufacturing	1	0.01 %
Port and Harbor Operations	6	0.05 %
Portfolio Management	1	0.01 %
Postal Service	1	0.01 %
Poultry and Poultry Product Merchant Wholesalers	2	0.02 %
Poultry Hatcheries	1	0.01 %
Poultry Processing	7	0.05 %
Poured Concrete Foundation and Structure Contractors	29	0.22 %
Powder Metallurgy Part Manufacturing	2	0.02 %

	Files Created	Percent Total
Power and Communication Line and Related Structures Construction	9	0.07 %
Power Boiler and Heat Exchanger Manufacturing	1	0.01 %
Power, Distribution, and Specialty Transformer Manufacturing	4	0.03 %
Power-Driven Handtool Manufacturing	25	0.19 %
Precision Turned Product Manufacturing	3	0.02 %
Prefabricated Metal Building and Component Manufacturing	4	0.03 %
Prefabricated Wood Building Manufacturing	1	0.01 %
Primary Aluminum Production	1	0.01 %
Printed Circuit Assembly (Electronic Assembly) Manufacturing	1	0.01 %
Printing	1	0.01 %
Printing and Writing Paper Merchant Wholesalers	1	0.01 %
Private Households	6	0.05 %
Private Mail Centers	89	0.67 %
Process, Physical Distribution, and Logistics Consulting Services	4	0.03 %
Professional and Management Development Training	2	0.02 %
Professional Incident Organizations	5	0.04 %
Professional Organizations	4	0.03 %
Promoters of Performing Arts, Sports, and Similar Events with Facilities	5	0.04 %
Psychiatric and Substance Abuse Hospitals	2	0.02 %
Public Relations Agencies	3	0.02 %
Pulp Manufacturing	1	0.01 %
Pulp Mills	1	0.01 %
Pump and Pumping Equipment Manufacturing	5	0.04 %
Quick Printing	5	0.04 %
Radio and Television Broadcasting and Wireless Communications Equipment Manufacturing	5	0.04 %
Radio Networks	4	0.03 %
Radio Stations	4	0.03 %
Radio, Television, and Other Electronics Stores	3	0.02 %
Railroad Rolling Stock Manufacturing	7	0.05 %
Ready-Mix Concrete Manufacturing	12	0.09 %
Real Estate Credit	4	0.03 %
Real Estate Property Managers	2	0.02 %
Record Production	7	0.05 %
Recreational and Vacation Camps (except Campgrounds)	1	0.01 %
Recyclable Material Merchant Wholesalers	11	0.08 %

	Files Created	Percent Total
Refrigerated Warehousing and Storage	2	0.02 %
Regulation and Administration of Communications, Electric, Gas, and Other Utilities	1	0.01 %
Regulation and Administration of Transportation Programs	34	0.26 %
Relay and Industrial Control Manufacturing	7	0.05 %
Religious Organizations	24	0.18 %
Rendering and Meat Byproduct Processing	18	0.14 %
Research and Development in Biotechnology	6	0.05 %
Research and Development in the Social Sciences and Humanities	3	0.02 %
Residential Building Construction	8	0.06 %
Residential Mental Health and Substance Abuse Facilities	3	0.02 %
Residential Mental Retardation Facilities	12	0.09 %
Residential Property Managers	13	0.10 %
Residential Remodelers	45	0.34 %
Retail Bakeries	6	0.05 %
Reupholstery and Furniture Repair	3	0.02 %
Rolled Steel Shape Manufacturing	1	0.01 %
Roofing Contractors	23	0.17 %
Roofing, Siding, and Insulation Material Merchant Wholesalers	20	0.15 %
Rubber Product Manufacturing for Mechanical Use	2	0.02 %
Sales Financing	1	0.01 %
Satellite Telecommunications	4	0.03 %
Savings Institutions	7	0.05 %
Sawmill and Woodworking Machinery Manufacturing	1	0.01 %
Sawmills	13	0.10 %
Scenic and Sightseeing Transportation, Land	2	0.02 %
Scheduled Freight Air Transportation	2	0.02 %
Scheduled Passenger Air Transportation	69	0.52 %
School and Employee Bus Transportation	9	0.07 %
Seafood Product Preparation and Packaging	1	0.01 %
Search, Detection, Navigation, Guidance, Aeronautical, and Nautical System and Instrument Manufacturing	18	0.14 %
Secondary Market Financing	1	0.01 %
Security Guards and Patrol Services	16	0.12 %
Security Systems Services (except Locksmiths)	6	0.05 %
Semiconductor and Related Device Manufacturing	9	0.07 %
Septic Tank and Related Services	3	0.02 %

	Files Created	Percent Total
Service Establishment Equipment and Supplies Merchant Wholesalers	5	0.04 %
Services for the Elderly and Persons with Disabilities	4	0.03 %
Sewage Treatment Facilities	3	0.02 %
Sewing, Needlework, and Piece Goods Stores	6	0.05 %
Sheet Metal Work Manufacturing	17	0.13 %
Shellfish Farming	1	0.01 %
Ship Building and Repairing	7	0.05 %
Shoe Stores	6	0.05 %
Showcase, Partition, Shelving, and Locker Manufacturing	2	0.02 %
Siding Contractors	4	0.03 %
Sign Manufacturing	7	0.05 %
Site Preparation Contractors	55	0.42 %
Snack and Nonalcoholic Beverage Bars	1	0.01 %
Soap and Other Detergent Manufacturing	1	0.01 %
Soft Drink and Ice Manufacturing	1	0.01 %
Soft Drink Manufacturing	30	0.23 %
Software Publishers	4	0.03 %
Software Reproducing	1	0.01 %
Soil Preparation, Planting, and Cultivating	2	0.02 %
Solid Waste Collection	8	0.06 %
Solid Waste Landfill	11	0.08 %
Soybean Farming	2	0.02 %
Specialized Freight (except Used Goods) Trucking, Local	3	0.02 %
Specialized Freight (except Used Goods) Trucking, Long-Distance	1	0.01 %
Specialty (except Psychiatric and Substance Abuse) Hospitals	3	0.02 %
Sporting and Athletic Goods Manufacturing	3	0.02 %
Sporting and Recreational Goods and Supplies Merchant Wholesalers	2	0.02 %
Sporting Goods Stores	4	0.03 %
Sports and Recreation Instruction	2	0.02 %
Sports Teams and Clubs	58	0.44 %
Spring (Heavy Gauge) Manufacturing	2	0.02 %
Stationery and Office Supplies Merchant Wholesalers	2	0.02 %
Steel Foundries (except Investment)	9	0.07 %
Steel Investment Foundries	1	0.01 %
Steel Wire Drawing	17	0.13 %
Structural Steel and Precast Concrete Contractors	9	0.07 %

	Files Created	Percent Total
Supermarkets and Other Grocery (except Convenience) Stores	334	2.53 %
Support Activities for Animal Production	8	0.06 %
Support Activities for Coal Mining	38	0.29 %
Support Activities for Forestry	13	0.10 %
Support Activities for Oil and Gas Operations	9	0.07 %
Support Activities for Rail Transportation	1	0.01 %
Surface Active Agent Manufacturing	4	0.03 %
Surgical and Medical Instrument Manufacturing	2	0.02 %
Surgical Appliance and Supplies Manufacturing	7	0.05 %
Surveying and Mapping (except Geophysical) Services	5	0.04 %
Synthetic Rubber Manufacturing	3	0.02 %
Taxi Service	2	0.02 %
Telemarketing Bureaus and Other Contact Centers	1	0.01 %
Telephone Apparatus Manufacturing	3	0.02 %
Teleproduction and Other Postproduction Services	1	0.01 %
Television Broadcasting	21	0.16 %
Temporary Help Services	101	0.76 %
Testing Laboratories	11	0.08 %
Textile and Fabric Finishing (except Broadwoven Fabric) Mills	1	0.01 %
Textile Machinery Manufacturing	1	0.01 %
Theater Companies and Dinner Theaters	51	0.39 %
Tile and Terrazzo Contractors	9	0.07 %
Tire and Tube Merchant Wholesalers	5	0.04 %
Tire Cord and Tire Fabric Mills	2	0.02 %
Tire Dealers	2	0.02 %
Tire Manufacturing	1	0.01 %
Tire Manufacturing (except Retreading)	33	0.25 %
Title Abstract and Settlement Offices	1	0.01 %
Tobacco and Tobacco Product Merchant Wholesalers	1	0.01 %
Tobacco Farming	1	0.01 %
Toilet Preparation Manufacturing	2	0.02 %
Tour Operators	2	0.02 %
Transportation Equipment and Supplies (except Motor Vehicle) Merchant Wholesalers	2	0.02 %
Travel Agencies	3	0.02 %
Travel Trailer and Camper Manufacturing	1	0.01 %
Truck Trailer Manufacturing	14	0.11 %

	Files Created	Percent Total
Truck, Utility Trailer, and RV (Recreational Vehicle) Rental and Leasing	5	0.04 %
Truss Manufacturing	1	0.01 %
Trust, Fiduciary, and Custody Activities	1	0.01 %
Uncoated Paper and Multiwall Bag Manufacturing	3	0.02 %
Unlaminated Plastics Film and Sheet (except Packaging) Manufacturing	5	0.04 %
Unlaminated Plastics Profile Shape Manufacturing	3	0.02 %
Upholstered Household Furniture Manufacturing	12	0.09 %
Urethane and Other Foam Product (except Polystyrene) Manufacturing	2	0.02 %
Used Car Dealers	2	0.02 %
Used Household and Office Goods Moving	2	0.02 %
Used Merchandise Stores	7	0.05 %
Vending Machine Operators	3	0.02 %
Veterinary Services	169	1.28 %
Video Tape and Disc Rental	3	0.02 %
Vitreous China, Fine Earthenware, and Other Pottery Product Manufacturing	3	0.02 %
Vocational Rehabilitation Services	20	0.15 %
Voluntary Health Organizations	6	0.05 %
Warehouse Clubs and Supercenters	10	0.08 %
Warm Air Heating and Air-Conditioning Equipment and Supplies Merchant Wholesalers	3	0.02 %
Waste Collection	1	0.01 %
Water and Sewer Line and Related Structures Construction	44	0.33 %
Water Supply and Irrigation Systems	7	0.05 %
Welding and Soldering Equipment Manufacturing	5	0.04 %
Wheat Farming	2	0.02 %
Wholesale Trade Agents and Brokers	6	0.05 %
Wine and Distilled Alcoholic Beverage Merchant Wholesalers	10	0.08 %
Wineries	2	0.02 %
Wired Telecommunications Carriers	37	0.28 %
Wireless Telecommunications Carriers (except Satellite)	4	0.03 %
Womens and Girls Cut and Sew Blouse and Shirt Manufacturing	1	0.01 %
Womens Clothing Stores	18	0.14 %
Womens, Childrens, and Infants Clothing and Accessories Merchant Wholesalers	1	0.01 %
Womens, Girls, and Infants Cut and Sew Apparel Contractors	1	0.01 %

	Files Created	Percent Total
Wood Container and Pallet Manufacturing	10	0.08 %
Wood Kitchen Cabinet and Countertop Manufacturing	5	0.04 %
Wood Office Furniture Manufacturing	1	0.01 %
Wood Preservation	12	0.09 %
Wood Television, Radio, and Sewing Machine Cabinet Manufacturing	1	0.01 %
Wood Window and Door Manufacturing	5	0.04 %
Yarn Spinning Mills	3	0.02 %
Total:	<hr/> 12991	98.25 %

Awards and Payments

	Files with Awards		Compensation	Cost Of Living	Total
	Entered	Terminated			
Accident Type					
Rubbed or Abraded Repetitive Motion	5	0	\$0.00	\$0.00	\$0.00
Cut, Puncture, Scrape Injured By Powered Hand Tool, Appliance	145	28	\$4,312.33	\$0.00	\$4,312.33
Struck or Injured Object Being Lifted or Handled	313	51	\$20,655.53	\$0.00	\$20,655.53
Struck or Injured Moving Parts of Machine	32	4	\$4,559.79	\$0.00	\$4,559.79
Striking Against or Stepping on Stationary Object	230	50	\$9,460.63	\$0.00	\$9,460.63
Rubbed or Abraded, NOC	11	3	\$0.00	\$0.00	\$0.00
Contact With - Temperature Extremes	8	0	\$0.00	\$0.00	\$0.00
Motor Vehicle, NOC	124	13	\$6,598.78	\$0.00	\$6,598.78
Contact With - Abnormal Air Pressure	2	1	\$0.00	\$0.00	\$0.00
Contact With - Welding Operation	18	6	\$0.00	\$0.00	\$0.00
Fall, Slip or Trip Injury On Stairs	239	40	\$28,388.56	\$0.00	\$28,388.56
Caught In, Under or Between, NOC	368	59	\$44,962.11	\$0.00	\$44,962.11
Strain or Injury By Holding or Carrying	136	25	\$13,203.23	\$0.00	\$13,203.23
Slip, or Trip, Did Not Fall	149	13	\$9,364.46	\$0.00	\$9,364.46
Fall, Slip or Trip Injury On Ice or Snow	83	7	\$4,770.24	\$0.00	\$4,770.24
Strain or Injury By Repetitive Motion	83	11	\$4,829.26	\$0.00	\$4,829.26
Striking Against or Stepping on Sanding, Scraping, Cleaning Operation	2	0	\$0.00	\$0.00	\$0.00
Other Than Physical Cause of Injury	74	13	\$1,201.45	\$0.00	\$1,201.45
Struck or Injured By Falling or Flying Object	630	117	\$27,246.54	\$0.00	\$27,246.54
Fall, Slip or Trip Injury Into Openings	48	5	\$4,490.79	\$0.00	\$4,490.79
Striking Against or Stepping on Object Being Lifted or Handled	92	15	\$3,479.32	\$0.00	\$3,479.32

	Files with Awards		Compensation	Cost Of Living	Total
	Entered	Terminated			
Vehicle Upset	63	5	\$8,828.94	\$0.00	\$8,828.94
Collision with a Fixed Object	77	10	\$11,599.27	\$0.00	\$11,599.27
Cut, Puncture, Scrape Injured By Object Being Lifted or Handled	394	96	\$11,134.42	\$0.00	\$11,134.42
Absorption, Ingestion or Inhalation, NOC	150	45	\$437.14	\$0.00	\$437.14
Contact With - Fire or Flame	21	5	\$400.00	\$0.00	\$400.00
Struck or Injured Object Handled By Others	65	13	\$4,859.26	\$0.00	\$4,859.26
Fall, Slip or Trip Injury From Liquid or Grease Spills	321	67	\$18,790.25	\$0.00	\$18,790.25
Strain or Injury By Jumping or Leaping	123	7	\$3,135.45	\$0.00	\$3,135.45
Caught In, Under or Between - Machine or Machinery	123	14	\$22,446.05	\$0.00	\$22,446.05
Cut, Puncture, Scrape, NOC	544	157	\$8,839.07	\$0.00	\$8,839.07
Struck or Injured Motor Vehicle	74	7	\$11,347.28	\$0.00	\$11,347.28
Strain or Injury By Using Tool or Machinery	49	12	\$1,918.07	\$0.00	\$1,918.07
Struck or Injured, NOC	414	74	\$25,418.48	\$0.00	\$25,418.48
Fall, Slip or Trip Injury On Same Level	950	137	\$74,342.43	\$0.00	\$74,342.43
Strain or Injury By Reaching	120	14	\$13,255.62	\$0.00	\$13,255.62
Strain or Injury By Continual Noise	9	2	\$0.00	\$0.00	\$0.00
Fall, Slip or Trip Injury From Different Level (Elevation)	383	45	\$65,782.91	\$0.00	\$65,782.91
Fall, Slip or Trip Injury From Ladder or Scaffolding	224	27	\$42,091.86	\$0.00	\$42,091.86
Fall, Slip or Trip, NOC	667	108	\$61,038.77	\$0.00	\$61,038.77
Cut, Puncture, Scrape Injured By Hand Tool, Utensil; Not Powered	409	139	\$11,221.23	\$0.00	\$11,221.23
Foreign Matter (Body) in Eye(s)	231	73	\$1,934.39	\$0.00	\$1,934.39
Strain or Injury By Pushing or Pulling	470	81	\$27,608.08	\$0.00	\$27,608.08
Stepping on Sharp Object	48	11	\$90.10	\$0.00	\$90.10
Contact With - Chemicals	52	13	\$2,625.09	\$0.00	\$2,625.09
Struck or Injured By Fellow Worker, Patient or Other Person	388	96	\$8,962.82	\$0.00	\$8,962.82
Strain or Injury By, NOC	595	93	\$22,279.50	\$0.00	\$22,279.50
Mold	2	0	\$0.00	\$0.00	\$0.00

	Files with Awards		Compensation	Cost Of Living	Total
	Entered	Terminated			
Struck or Injured Animal or Insect	254	66	\$4,211.69	\$0.00	\$4,211.69
Contact With, NOC	52	9	\$4,201.62	\$0.00	\$4,201.62
Contact With - Steam or Hot Fluids	56	8	\$246.92	\$0.00	\$246.92
Strain or Injury By Twisting	333	48	\$23,150.83	\$0.00	\$23,150.83
Caught In, Under or Between - Collapsing Materials (Slides of Earth)	12	1	\$763.68	\$0.00	\$763.68
Strain or Injury By Lifting	1143	142	\$68,128.28	\$0.00	\$68,128.28
Contact With - Cold Objects or Substances	6	2	\$0.00	\$0.00	\$0.00
Caught In, Under or Between - Object Handled	209	37	\$9,084.14	\$0.00	\$9,084.14
Striking Against or Stepping on, NOC	141	41	\$7,150.93	\$0.00	\$7,150.93
Cumulative, NOC	42	1	\$0.00	\$0.00	\$0.00
Struck or Injured Hand Tool or Machine in Use	119	17	\$12,619.39	\$0.00	\$12,619.39
Contact With - Electrical Current	18	3	\$0.00	\$0.00	\$0.00
Person in Act of a Crime	130	7	\$7,956.97	\$0.00	\$7,956.97
Contact With - Hot Objects or Substances	62	9	\$3,540.93	\$0.00	\$3,540.93
Struck or Injured Explosion or Flare Back	5	1	\$0.00	\$0.00	\$0.00
Cut, Puncture, Scrape Injured By Broken Glass	79	17	\$550.66	\$0.00	\$550.66
Other - Miscellaneous, NOC	342	53	\$6,951.59	\$0.00	\$6,951.59
Striking Against or Stepping on Moving Part of Machine	17	3	\$3,395.02	\$0.00	\$3,395.02
Strain or Injury By Wielding or Throwing	11	1	\$0.00	\$0.00	\$0.00
Collision or Sideswipe With Another Vehicle	211	23	\$42,124.02	\$0.00	\$42,124.02
Contact With - Dust, Gases, Fumes or Vapors	28	4	\$298.51	\$0.00	\$298.51
Total:	13028	2305	\$842,284.68	\$0.00	\$842,284.68
Body Part					
Upper Leg	113	19	\$11,511.44	\$0.00	\$11,511.44
Heart	32	2	\$1,201.45	\$0.00	\$1,201.45
Multiple Head Injury	198	47	\$5,764.53	\$0.00	\$5,764.53

	Files with Awards		Compensation	Cost Of Living	Total
	Entered	Terminated			
Whole Body	11	3	\$0.00	\$0.00	\$0.00
No Physical Injury	100	21	\$1,120.00	\$0.00	\$1,120.00
Ear(s)	33	5	\$88.26	\$0.00	\$88.26
Toes	83	14	\$8,139.30	\$0.00	\$8,139.30
Neck - Soft Tissue	176	22	\$19,776.61	\$0.00	\$19,776.61
Hip	141	24	\$11,881.60	\$0.00	\$11,881.60
Body Systems and Multiple Body Systems	73	11	\$1,200.00	\$0.00	\$1,200.00
Nose	71	13	\$1,019.05	\$0.00	\$1,019.05
Pelvis	22	5	\$1,501.25	\$0.00	\$1,501.25
Abdomen Including Groin	164	20	\$13,864.04	\$0.00	\$13,864.04
Disc	80	9	\$5,804.46	\$0.00	\$5,804.46
Vertebrae	9	2	\$0.00	\$0.00	\$0.00
Brain	27	5	\$800.00	\$0.00	\$800.00
Knee	1070	140	\$105,149.02	\$0.00	\$105,149.02
Trachea	2	0	\$0.00	\$0.00	\$0.00
Foot	427	58	\$47,055.35	\$0.00	\$47,055.35
Artificial Appliance	2	1	\$0.00	\$0.00	\$0.00
Upper Arm	162	30	\$7,588.33	\$0.00	\$7,588.33
Lumbar & or Sacral Vertebrae (Vertebra NOC Trunk)	33	4	\$80.37	\$0.00	\$80.37
Multiple Neck Injury	67	6	\$2,663.24	\$0.00	\$2,663.24
Multiple Lower Extremities	97	12	\$10,168.64	\$0.00	\$10,168.64
Chest	251	38	\$13,641.00	\$0.00	\$13,641.00
Thumb	415	93	\$11,288.95	\$0.00	\$11,288.95
Eye(s)	472	127	\$6,949.34	\$0.00	\$6,949.34
Mouth	58	16	\$453.34	\$0.00	\$453.34
Finger(s)	1379	317	\$66,827.77	\$0.00	\$66,827.77
Lower Back Area	1447	208	\$129,765.54	\$0.00	\$129,765.54
Multiple Trunk	97	23	\$3,830.88	\$0.00	\$3,830.88
Wrist(s) & Hand(s)	63	10	\$3,101.25	\$0.00	\$3,101.25
Insufficient Info to Properly Identify - Unclassified	100	20	\$2,990.99	\$0.00	\$2,990.99
Teeth	45	7	\$0.00	\$0.00	\$0.00
Eye - Soft Tissue	386	89	\$3,735.34	\$0.00	\$3,735.34
Lungs	56	3	\$210.25	\$0.00	\$210.25
Great Toe	43	10	\$3,324.36	\$0.00	\$3,324.36
Internal Organs	14	1	\$263.15	\$0.00	\$263.15

	Files with Awards		Compensation	Cost Of Living	Total
	Entered	Terminated			
Skull	141	29	\$3,812.26	\$0.00	\$3,812.26
Buttocks	32	5	\$1,201.43	\$0.00	\$1,201.43
Muliple Body Parts (Including Body Systems & Body Parts)	916	180	\$59,592.76	\$0.00	\$59,592.76
Upper Back Area	175	31	\$5,423.46	\$0.00	\$5,423.46
Lower Leg	314	60	\$26,258.23	\$0.00	\$26,258.23
Ankle	651	85	\$71,523.98	\$0.00	\$71,523.98
Larynx	2	0	\$0.00	\$0.00	\$0.00
Lower Arm	394	64	\$11,131.65	\$0.00	\$11,131.65
Hand	948	191	\$54,790.62	\$0.00	\$54,790.62
Wrist	431	78	\$27,245.84	\$0.00	\$27,245.84
Facial Bones	40	9	\$1,116.00	\$0.00	\$1,116.00
Sacrum and Coccyx	21	3	\$42.86	\$0.00	\$42.86
Shoulder(s)	616	68	\$63,534.58	\$0.00	\$63,534.58
Elbow	190	31	\$10,669.54	\$0.00	\$10,669.54
Multiple Upper Extremities	129	35	\$1,167.97	\$0.00	\$1,167.97
Spinal Cord	9	1	\$2,014.40	\$0.00	\$2,014.40
Total:	13028	2305	\$842,284.68	\$0.00	\$842,284.68
Industry Code					
Administration of Air and Water Resource and Solid Waste Management Programs	46	7	\$549.58	\$0.00	\$549.58
Administration of Housing Programs	24	3	\$294.44	\$0.00	\$294.44
Administration of Human Resource Programs (except Education, Public Health, and Veterans Affairs Programs)	8	1	\$866.21	\$0.00	\$866.21
Administration of Public Health Programs	55	16	\$0.00	\$0.00	\$0.00
Administration of Urban Planning and Community and Rural Development	41	3	\$878.84	\$0.00	\$878.84
Administrative Management and General Management Consulting Services	16	2	\$841.00	\$0.00	\$841.00
Air-Conditioning and Warm Air Heating Equipment and Commercial and Industrial Refrigeration Equipment Manufacturing	17	1	\$8,622.91	\$0.00	\$8,622.91

	Files with Awards		Compensation	Cost Of Living	Total
	Entered	Terminated			
Aircraft Engine and Engine Parts Manufacturing	6	1	\$0.00	\$0.00	\$0.00
Aircraft Manufacturing	45	2	\$4,846.77	\$0.00	\$4,846.77
All Other Automotive Repair and Maintenance	15	2	\$3,973.28	\$0.00	\$3,973.28
All Other Business Support Services	13	2	\$1,000.06	\$0.00	\$1,000.06
All Other Consumer Goods Rental	14	6	\$0.00	\$0.00	\$0.00
All Other Converted Paper Product Manufacturing	5	2	\$0.00	\$0.00	\$0.00
All Other General Merchandise Stores	17	3	\$0.00	\$0.00	\$0.00
All Other Home Furnishings Stores	4	1	\$0.00	\$0.00	\$0.00
All Other Leather Good and Allied Product Manufacturing	3	1	\$0.00	\$0.00	\$0.00
All Other Miscellaneous Ambulatory Health Care Services	26	7	\$778.55	\$0.00	\$778.55
All Other Miscellaneous Chemical Product and Preparation Manufacturing	2	1	\$0.00	\$0.00	\$0.00
All Other Miscellaneous Electrical Equipment and Component Manufacturing	12	1	\$0.00	\$0.00	\$0.00
All Other Miscellaneous Fabricated Metal Product Manufacturing	7	2	\$348.64	\$0.00	\$348.64
All Other Miscellaneous Food Manufacturing	22	6	\$100.00	\$0.00	\$100.00
All Other Miscellaneous General Purpose Machinery Manufacturing	17	5	\$3,656.82	\$0.00	\$3,656.82
All Other Miscellaneous Manufacturing	19	1	\$0.00	\$0.00	\$0.00
All Other Miscellaneous Schools and Instruction	609	117	\$12,801.60	\$0.00	\$12,801.60
All Other Miscellaneous Store Retailers	3	1	\$0.00	\$0.00	\$0.00
All Other Miscellaneous Store Retailers (except Tobacco Stores)	29	4	\$768.90	\$0.00	\$768.90
All Other Miscellaneous Wood Product Manufacturing	8	1	\$0.00	\$0.00	\$0.00

	Files with Awards		Compensation	Cost Of Living	Total
	Entered	Terminated			
All Other Motor Vehicle Dealers	9	1	\$0.00	\$0.00	\$0.00
All Other Plastics Product Manufacturing	21	6	\$312.34	\$0.00	\$312.34
All Other Specialty Food Stores	6	1	\$0.00	\$0.00	\$0.00
All Other Specialty Trade Contractors	57	10	\$10,188.21	\$0.00	\$10,188.21
All Other Traveler Accommodation	17	8	\$22.86	\$0.00	\$22.86
Animal (except Poultry) Slaughtering	11	3	\$564.84	\$0.00	\$564.84
Apple Orchards	10	2	\$0.00	\$0.00	\$0.00
Audio and Video Equipment Manufacturing	3	1	\$0.00	\$0.00	\$0.00
Automatic Environmental Control Manufacturing for Residential, Commercial, and Appliance Use	3	1	\$0.00	\$0.00	\$0.00
Automatic Vending Machine Manufacturing	2	1	\$0.00	\$0.00	\$0.00
Automotive Body, Paint, and Interior Repair and Maintenance	24	1	\$788.08	\$0.00	\$788.08
Automotive Parts and Accessories Stores	19	6	\$912.82	\$0.00	\$912.82
Bare Printed Circuit Board Manufacturing	3	1	\$588.88	\$0.00	\$588.88
Beauty Salons	7	1	\$0.00	\$0.00	\$0.00
Bed-and-Breakfast Inns	1	1	\$0.00	\$0.00	\$0.00
Beer and Ale Merchant Wholesalers	16	3	\$670.08	\$0.00	\$670.08
Bituminous Coal and Lignite Surface Mining	16	2	\$4,040.83	\$0.00	\$4,040.83
Bituminous Coal Underground Mining	25	2	\$7,872.07	\$0.00	\$7,872.07
Book Publishers	6	2	\$0.00	\$0.00	\$0.00
Book Stores	17	1	\$300.00	\$0.00	\$300.00
Bottled Water Manufacturing	7	1	\$119.82	\$0.00	\$119.82
Bowling Centers	8	7	\$0.00	\$0.00	\$0.00
Brick, Stone, and Related Construction Material Merchant Wholesalers	11	1	\$0.00	\$0.00	\$0.00
Broadwoven Fabric Finishing Mills	5	1	\$0.00	\$0.00	\$0.00
Business Associations	18	4	\$0.00	\$0.00	\$0.00

	Files with Awards		Compensation	Cost Of Living	Total
	Entered	Terminated			
Carpet and Rug Mills	11	6	\$0.00	\$0.00	\$0.00
Carpet and Upholstery Cleaning Services	11	1	\$2,282.22	\$0.00	\$2,282.22
Caterers	3	1	\$0.00	\$0.00	\$0.00
Cemeteries and Crematories	2	1	\$0.00	\$0.00	\$0.00
Charter Bus Industry	2	1	\$0.00	\$0.00	\$0.00
Child and Youth Services	47	1	\$2,496.50	\$0.00	\$2,496.50
Child Day Care Services	22	2	\$1,729.81	\$0.00	\$1,729.81
Cigarette Manufacturing	26	2	\$2,433.48	\$0.00	\$2,433.48
Civic and Social Organizations	9	2	\$0.00	\$0.00	\$0.00
Claims Adjusting	5	2	\$0.00	\$0.00	\$0.00
Coated and Laminated Paper Manufacturing	1	1	\$0.00	\$0.00	\$0.00
Coffee and Tea Manufacturing	3	3	\$0.00	\$0.00	\$0.00
Collection Agencies	3	1	\$0.00	\$0.00	\$0.00
Colleges, Universities, and Professional Schools	80	22	\$2,845.52	\$0.00	\$2,845.52
Commercial and Industrial Machinery and Equipment (except Automotive and Electronic) Repair and Maintenance	8	3	\$2,090.94	\$0.00	\$2,090.94
Commercial and Institutional Building Construction	168	46	\$9,135.50	\$0.00	\$9,135.50
Commercial Banking	69	2	\$4,325.14	\$0.00	\$4,325.14
Commercial Lithographic Printing	17	1	\$0.00	\$0.00	\$0.00
Commercial Screen Printing	4	1	\$0.00	\$0.00	\$0.00
Community Food Services	3	1	\$0.00	\$0.00	\$0.00
Computer Systems Design Services	45	3	\$10,465.96	\$0.00	\$10,465.96
Concrete Block and Brick Manufacturing	11	4	\$0.00	\$0.00	\$0.00
Construction Machinery Manufacturing	27	4	\$829.44	\$0.00	\$829.44
Construction, Mining, and Forestry Machinery and Equipment Rental and Leasing	14	2	\$750.00	\$0.00	\$750.00
Continuing Care Retirement Communities	29	9	\$3,362.71	\$0.00	\$3,362.71
Convenience Stores	7	1	\$0.00	\$0.00	\$0.00

	Files with Awards		Compensation	Cost Of Living	Total
	Entered	Terminated			
Conveyor and Conveying Equipment Manufacturing	9	3	\$1,507.60	\$0.00	\$1,507.60
Correctional Institutions	243	35	\$7,289.38	\$0.00	\$7,289.38
Corrugated and Solid Fiber Box Manufacturing	6	1	\$0.00	\$0.00	\$0.00
Cosmetics, Beauty Supplies, and Perfume Stores	1	1	\$0.00	\$0.00	\$0.00
Couriers and Express Delivery Services	18	2	\$4,423.28	\$0.00	\$4,423.28
Credit Unions	15	3	\$315.97	\$0.00	\$315.97
Custom Computer Programming Services	17	2	\$3,364.00	\$0.00	\$3,364.00
Cut Stock, Resawing Lumber, and Planing	4	1	\$0.00	\$0.00	\$0.00
Cutting Tool and Machine Tool Accessory Manufacturing	2	1	\$0.00	\$0.00	\$0.00
Department Stores (except Discount Department Stores)	127	6	\$2,718.09	\$0.00	\$2,718.09
Direct Health and Medical Insurance Carriers	12	1	\$0.00	\$0.00	\$0.00
Direct Mail Advertising	4	2	\$0.00	\$0.00	\$0.00
Direct Title Insurance Carriers	6	1	\$0.00	\$0.00	\$0.00
Discount Department Stores	396	82	\$10,275.03	\$0.00	\$10,275.03
Drilling Oil and Gas Wells	17	5	\$2,296.27	\$0.00	\$2,296.27
Drycleaning and Laundry Services (except Coin-Operated)	5	1	\$2,685.72	\$0.00	\$2,685.72
Drywall and Insulation Contractors	26	6	\$2,952.93	\$0.00	\$2,952.93
Electric Power Distribution	3	1	\$0.00	\$0.00	\$0.00
Electrical and Electronic Appliance, Television, and Radio Set Merchant Wholesalers	7	1	\$600.64	\$0.00	\$600.64
Electrical Contractors and Other Wiring Installation Contractors	122	41	\$7,487.71	\$0.00	\$7,487.71
Electronic Shopping	10	1	\$0.00	\$0.00	\$0.00
Electroplating, Plating, Polishing, Anodizing, and Coloring	4	1	\$0.00	\$0.00	\$0.00
Elementary and Secondary Schools	412	47	\$15,567.75	\$0.00	\$15,567.75
Emergency and Other Relief Services	7	2	\$1,267.19	\$0.00	\$1,267.19

	Files with Awards		Compensation	Cost Of Living	Total
	Entered	Terminated			
Employment Placement Agencies	9	2	\$467.76	\$0.00	\$467.76
Employment Placement Agencies and Executive Search Services	3	2	\$0.00	\$0.00	\$0.00
Engineering Services	50	6	\$2,933.90	\$0.00	\$2,933.90
Environmental Consulting Services	1	1	\$0.00	\$0.00	\$0.00
Exterminating and Pest Control Services	14	2	\$1,338.43	\$0.00	\$1,338.43
Fabric Coating Mills	2	1	\$0.00	\$0.00	\$0.00
Fabricated Structural Metal Manufacturing	13	3	\$1,671.60	\$0.00	\$1,671.60
Facilities Support Services	14	2	\$664.15	\$0.00	\$664.15
Farm and Garden Machinery and Equipment Merchant Wholesalers	5	4	\$0.00	\$0.00	\$0.00
Farm Machinery and Equipment Manufacturing	5	1	\$0.00	\$0.00	\$0.00
Finish Carpentry Contractors	33	5	\$6,663.51	\$0.00	\$6,663.51
Fire Protection	8	2	\$875.82	\$0.00	\$875.82
Floor Covering Stores	7	1	\$367.69	\$0.00	\$367.69
Florists	10	3	\$369.62	\$0.00	\$369.62
Fluid Milk Manufacturing	5	1	\$478.02	\$0.00	\$478.02
Folding Paperboard Box Manufacturing	2	1	\$0.00	\$0.00	\$0.00
Framing Contractors	21	2	\$2,929.73	\$0.00	\$2,929.73
Freestanding Ambulatory Surgical and Emergency Centers	4	1	\$0.00	\$0.00	\$0.00
Fresh and Frozen Seafood Processing	15	1	\$0.00	\$0.00	\$0.00
Fresh Fruit and Vegetable Merchant Wholesalers	3	1	\$0.00	\$0.00	\$0.00
Frozen Specialty Food Manufacturing	4	1	\$0.00	\$0.00	\$0.00
Full-Service Restaurants	384	80	\$15,486.16	\$0.00	\$15,486.16
Funeral Homes and Funeral Services	8	1	\$1,301.11	\$0.00	\$1,301.11
Furniture Stores	21	4	\$210.25	\$0.00	\$210.25
Gasoline Engine and Engine Parts Manufacturing	4	1	\$0.00	\$0.00	\$0.00
Gasoline Stations with Convenience Stores	34	1	\$0.00	\$0.00	\$0.00
General Automotive Repair	33	3	\$1,458.95	\$0.00	\$1,458.95

	Files with Awards		Compensation	Cost Of Living	Total
	Entered	Terminated			
General Freight Trucking, Local	50	1	\$8,270.80	\$0.00	\$8,270.80
General Freight Trucking, Long-Distance, Truckload	76	4	\$20,637.11	\$0.00	\$20,637.11
General Medical and Surgical Hospitals	408	132	\$18,825.79	\$0.00	\$18,825.79
General Rental Centers	8	1	\$3,717.61	\$0.00	\$3,717.61
General Warehousing and Storage	17	1	\$0.00	\$0.00	\$0.00
Geophysical Surveying and Mapping Services	5	1	\$0.00	\$0.00	\$0.00
Gift, Novelty, and Souvenir Stores	7	1	\$50.00	\$0.00	\$50.00
Glass and Glazing Contractors	8	2	\$537.86	\$0.00	\$537.86
Glass Product Manufacturing Made of Purchased Glass	1	1	\$0.00	\$0.00	\$0.00
Golf Courses and Country Clubs	15	5	\$0.00	\$0.00	\$0.00
Grantmaking Foundations	9	1	\$0.00	\$0.00	\$0.00
Hardware Manufacturing	6	1	\$0.00	\$0.00	\$0.00
Hardware Stores	13	3	\$0.00	\$0.00	\$0.00
Hardwood Veneer and Plywood Manufacturing	2	1	\$493.32	\$0.00	\$493.32
Heating Equipment (except Warm Air Furnaces) Manufacturing	6	1	\$1,890.92	\$0.00	\$1,890.92
Highway, Street, and Bridge Construction	56	9	\$985.86	\$0.00	\$985.86
HMO Medical Centers	4	4	\$0.00	\$0.00	\$0.00
Home Centers	38	6	\$1,705.70	\$0.00	\$1,705.70
Home Health Care Services	62	4	\$12,508.71	\$0.00	\$12,508.71
Homes for the Elderly	5	1	\$210.25	\$0.00	\$210.25
Horses and Other Equine Production	2	1	\$0.00	\$0.00	\$0.00
Hotels (except Casino Hotels) and Motels	171	38	\$5,652.71	\$0.00	\$5,652.71
Household Appliance Stores	8	2	\$646.39	\$0.00	\$646.39
Household Furniture (except Wood and Metal) Manufacturing	3	2	\$0.00	\$0.00	\$0.00
Human Resources Consulting Services	23	4	\$4,537.10	\$0.00	\$4,537.10
Industrial Mold Manufacturing	4	1	\$573.16	\$0.00	\$573.16

	Files with Awards		Compensation	Cost Of Living	Total
	Entered	Terminated			
Interurban and Rural Bus Transportation	5	1	\$0.00	\$0.00	\$0.00
Invalid Code	73	16	\$7,953.40	\$0.00	\$7,953.40
Iron and Steel Mills	22	8	\$4,014.07	\$0.00	\$4,014.07
Janitorial Services	76	7	\$13,720.02	\$0.00	\$13,720.02
Laminated Plastics Plate, Sheet (except Packaging), and Shape Manufacturing	1	1	\$0.00	\$0.00	\$0.00
Land Subdivision	15	3	\$2,856.21	\$0.00	\$2,856.21
Landscape Architectural Services	22	4	\$3,797.58	\$0.00	\$3,797.58
Landscaping Services	50	5	\$6,019.41	\$0.00	\$6,019.41
Lessors of Nonresidential Buildings (except Miniwarehouses)	26	4	\$2,571.38	\$0.00	\$2,571.38
Lessors of Residential Buildings and Dwellings	60	7	\$2,314.70	\$0.00	\$2,314.70
Limited-Service Eating Places	1	1	\$0.00	\$0.00	\$0.00
Limited-Service Restaurants	78	22	\$3,153.21	\$0.00	\$3,153.21
Limousine Service	16	1	\$45.06	\$0.00	\$45.06
Linen Supply	5	2	\$0.00	\$0.00	\$0.00
Logging	11	3	\$1,261.08	\$0.00	\$1,261.08
Luggage and Leather Goods Stores	1	1	\$0.00	\$0.00	\$0.00
Lumber, Plywood, Millwork, and Wood Panel Merchant Wholesalers	18	2	\$624.85	\$0.00	\$624.85
Machine Shops	20	1	\$0.00	\$0.00	\$0.00
Machine Tool (Metal Cutting Types) Manufacturing	12	2	\$0.00	\$0.00	\$0.00
Mail-Order Houses	30	8	\$857.06	\$0.00	\$857.06
Manufactured (Mobile) Home Dealers	1	1	\$0.00	\$0.00	\$0.00
Marine Cargo Handling	10	1	\$0.00	\$0.00	\$0.00
Masonry Contractors	64	17	\$10,059.41	\$0.00	\$10,059.41
Meat Markets	5	1	\$0.00	\$0.00	\$0.00
Meat Processed from Carcasses	17	1	\$300.02	\$0.00	\$300.02
Medical Laboratories	4	1	\$360.07	\$0.00	\$360.07
Mens and Boys Cut and Sew Apparel Contractors	33	1	\$2,305.41	\$0.00	\$2,305.41
Metal Can Manufacturing	13	3	\$491.56	\$0.00	\$491.56

	Files with Awards		Compensation	Cost Of Living	Total
	Entered	Terminated			
Metal Service Centers and Other Metal Merchant Wholesalers	12	1	\$0.00	\$0.00	\$0.00
Metal Stamping	7	1	\$190.97	\$0.00	\$190.97
Miscellaneous Intermediation	2	1	\$0.00	\$0.00	\$0.00
Motion Picture Theaters (except Drive-Ins)	4	2	\$0.00	\$0.00	\$0.00
Motor Home Manufacturing	1	1	\$0.00	\$0.00	\$0.00
Motor Vehicle Steering and Suspension Components (except Spring) Manufacturing	4	2	\$0.00	\$0.00	\$0.00
Motor Vehicle Supplies and New Parts Merchant Wholesalers	6	1	\$0.00	\$0.00	\$0.00
Motorcycle, ATV, and Personal Watercraft Dealers	3	1	\$0.00	\$0.00	\$0.00
Museums	14	4	\$0.00	\$0.00	\$0.00
New Car Dealers	103	61	\$25,690.44	\$0.00	\$25,690.44
New Housing Operative Builders	5	2	\$0.00	\$0.00	\$0.00
New Multifamily Housing Construction (except Operative Builders)	13	5	\$0.00	\$0.00	\$0.00
New Single-Family Housing Construction (except Operative Builders)	75	13	\$10,576.12	\$0.00	\$10,576.12
Nonupholstered Wood Household Furniture Manufacturing	20	1	\$2,875.91	\$0.00	\$2,875.91
Nursery, Garden Center, and Farm Supply Stores	14	2	\$0.00	\$0.00	\$0.00
Nursing Care Facilities	548	296	\$33,279.10	\$0.00	\$33,279.10
Office Administrative Services	37	3	\$365.15	\$0.00	\$365.15
Office Equipment Merchant Wholesalers	2	2	\$0.00	\$0.00	\$0.00
Office Machinery Manufacturing	2	1	\$0.00	\$0.00	\$0.00
Offices of All Other Miscellaneous Health Practitioners	21	5	\$348.21	\$0.00	\$348.21
Offices of Dentists	28	12	\$0.00	\$0.00	\$0.00
Offices of Lawyers	28	2	\$1,764.75	\$0.00	\$1,764.75
Offices of Physicians (except Mental Health Specialists)	73	16	\$453.33	\$0.00	\$453.33
Offices of Physicians, Mental Health Specialists	4	1	\$2,429.20	\$0.00	\$2,429.20

	Files with Awards		Compensation	Cost Of Living	Total
	Entered	Terminated			
Offices of Real Estate Agents and Brokers	14	1	\$0.00	\$0.00	\$0.00
Oil and Gas Pipeline and Related Structures Construction	3	1	\$2,831.00	\$0.00	\$2,831.00
Optical Goods Stores	2	1	\$0.00	\$0.00	\$0.00
Other Accounting Services	3	1	\$937.54	\$0.00	\$937.54
Other Activities Related to Credit Intermediation	2	1	\$0.00	\$0.00	\$0.00
Other Activities Related to Real Estate	14	1	\$0.00	\$0.00	\$0.00
Other Automotive Mechanical and Electrical Repair and Maintenance	14	2	\$841.00	\$0.00	\$841.00
Other Automotive Repair and Maintenance	1	1	\$0.00	\$0.00	\$0.00
Other Building Finishing Contractors	8	3	\$0.00	\$0.00	\$0.00
Other Building Material Dealers	29	2	\$1,380.52	\$0.00	\$1,380.52
Other Business Service Centers (including Copy Shops)	1	1	\$0.00	\$0.00	\$0.00
Other Clothing Stores	2	1	\$0.00	\$0.00	\$0.00
Other Commercial Printing	6	2	\$200.00	\$0.00	\$200.00
Other Communications Equipment Manufacturing	2	1	\$0.00	\$0.00	\$0.00
Other Computer Peripheral Equipment Manufacturing	3	1	\$821.65	\$0.00	\$821.65
Other Computer Related Services	4	2	\$0.00	\$0.00	\$0.00
Other Concrete Product Manufacturing	9	3	\$585.25	\$0.00	\$585.25
Other Construction Material Merchant Wholesalers	6	3	\$0.00	\$0.00	\$0.00
Other Crushed and Broken Stone Mining and Quarrying	2	1	\$575.58	\$0.00	\$575.58
Other General Government Support	1785	220	\$60,149.02	\$0.00	\$60,149.02
Other Grocery and Related Products Merchant Wholesalers	6	2	\$0.00	\$0.00	\$0.00
Other Hosiery and Sock Mills	1	1	\$0.00	\$0.00	\$0.00
Other Individual and Family Services	9	1	\$182.55	\$0.00	\$182.55
Other Insurance Funds	5	1	\$0.00	\$0.00	\$0.00

	Files with Awards		Compensation	Cost Of Living	Total
	Entered	Terminated			
Other Justice, Public Order, and Safety Activities	150	70	\$20,970.86	\$0.00	\$20,970.86
Other Major Household Appliance Manufacturing	1	1	\$0.00	\$0.00	\$0.00
Other Management Consulting Services	14	4	\$0.00	\$0.00	\$0.00
Other Metal Valve and Pipe Fitting Manufacturing	3	1	\$75.00	\$0.00	\$75.00
Other Metalworking Machinery Manufacturing	3	3	\$0.00	\$0.00	\$0.00
Other Millwork (including Flooring)	2	1	\$0.00	\$0.00	\$0.00
Other Nonscheduled Air Transportation	5	1	\$0.00	\$0.00	\$0.00
Other Pressed and Blown Glass and Glassware Manufacturing	8	1	\$987.18	\$0.00	\$987.18
Other Residential Care Facilities	23	2	\$9,272.49	\$0.00	\$9,272.49
Other Services to Buildings and Dwellings	37	5	\$5,137.95	\$0.00	\$5,137.95
Other Warehousing and Storage	5	1	\$203.12	\$0.00	\$203.12
Outdoor Power Equipment Stores	2	1	\$0.00	\$0.00	\$0.00
Outpatient Mental Health and Substance Abuse Centers	50	4	\$4,862.69	\$0.00	\$4,862.69
Paint and Coating Manufacturing	4	1	\$41.49	\$0.00	\$41.49
Painting and Wall Covering Contractors	16	1	\$0.00	\$0.00	\$0.00
Paper (except Newsprint) Mills	21	1	\$1,508.45	\$0.00	\$1,508.45
Passenger Car Rental	18	1	\$1,120.00	\$0.00	\$1,120.00
Perishable Prepared Food Manufacturing	5	1	\$715.28	\$0.00	\$715.28
Pet and Pet Supplies Stores	12	1	\$1,320.20	\$0.00	\$1,320.20
Pet Care (except Veterinary) Services	15	1	\$0.00	\$0.00	\$0.00
Petroleum and Petroleum Products Merchant Wholesalers (except Bulk Stations and Terminals)	8	3	\$0.00	\$0.00	\$0.00
Plastics Bag and Pouch Manufacturing	2	1	\$0.00	\$0.00	\$0.00
Plastics Pipe and Pipe Fitting Manufacturing	3	1	\$0.00	\$0.00	\$0.00

	Files with Awards		Compensation	Cost Of Living	Total
	Entered	Terminated			
Plumbing, Heating, and Air-Conditioning Contractors	161	54	\$12,421.13	\$0.00	\$12,421.13
Police Protection	68	13	\$8,545.97	\$0.00	\$8,545.97
Porcelain Electrical Supply Manufacturing	1	1	\$0.00	\$0.00	\$0.00
Port and Harbor Operations	6	1	\$0.00	\$0.00	\$0.00
Postal Service	1	1	\$0.00	\$0.00	\$0.00
Poultry Hatcheries	1	1	\$0.00	\$0.00	\$0.00
Poultry Processing	7	2	\$0.00	\$0.00	\$0.00
Poured Concrete Foundation and Structure Contractors	29	4	\$5,739.39	\$0.00	\$5,739.39
Power, Distribution, and Specialty Transformer Manufacturing	4	1	\$1,139.36	\$0.00	\$1,139.36
Power-Driven Handtool Manufacturing	25	9	\$0.00	\$0.00	\$0.00
Primary Aluminum Production	1	1	\$0.00	\$0.00	\$0.00
Private Households	6	2	\$2,617.08	\$0.00	\$2,617.08
Private Mail Centers	89	37	\$8,405.93	\$0.00	\$8,405.93
Process, Physical Distribution, and Logistics Consulting Services	4	1	\$0.00	\$0.00	\$0.00
Professional Incident Organizations	5	4	\$277.35	\$0.00	\$277.35
Professional Organizations	4	1	\$0.00	\$0.00	\$0.00
Quick Printing	5	1	\$0.00	\$0.00	\$0.00
Radio Stations	4	2	\$0.00	\$0.00	\$0.00
Radio, Television, and Other Electronics Stores	3	1	\$0.00	\$0.00	\$0.00
Railroad Rolling Stock Manufacturing	7	2	\$0.00	\$0.00	\$0.00
Ready-Mix Concrete Manufacturing	12	3	\$4,530.60	\$0.00	\$4,530.60
Real Estate Credit	4	1	\$0.00	\$0.00	\$0.00
Recyclable Material Merchant Wholesalers	11	4	\$1,338.11	\$0.00	\$1,338.11
Regulation and Administration of Transportation Programs	34	4	\$1,237.58	\$0.00	\$1,237.58
Religious Organizations	24	1	\$3,160.01	\$0.00	\$3,160.01
Residential Building Construction	8	1	\$1,288.71	\$0.00	\$1,288.71
Residential Mental Retardation Facilities	12	1	\$0.00	\$0.00	\$0.00

	Files with Awards		Compensation	Cost Of Living	Total
	Entered	Terminated			
Residential Property Managers	13	2	\$0.00	\$0.00	\$0.00
Residential Remodelers	45	1	\$5,890.98	\$0.00	\$5,890.98
Retail Bakeries	6	1	\$1,201.43	\$0.00	\$1,201.43
Reupholstery and Furniture Repair	3	1	\$0.00	\$0.00	\$0.00
Rolled Steel Shape Manufacturing	1	1	\$0.00	\$0.00	\$0.00
Roofing Contractors	23	2	\$3,391.47	\$0.00	\$3,391.47
Roofing, Siding, and Insulation Material Merchant Wholesalers	20	8	\$1,892.14	\$0.00	\$1,892.14
Satellite Telecommunications	4	1	\$548.57	\$0.00	\$548.57
Savings Institutions	7	2	\$0.00	\$0.00	\$0.00
Sawmills	13	1	\$1,871.96	\$0.00	\$1,871.96
Scheduled Freight Air Transportation	2	1	\$931.11	\$0.00	\$931.11
Scheduled Passenger Air Transportation	69	6	\$8,152.74	\$0.00	\$8,152.74
Security Guards and Patrol Services	16	1	\$257.88	\$0.00	\$257.88
Security Systems Services (except Locksmiths)	6	1	\$841.00	\$0.00	\$841.00
Semiconductor and Related Device Manufacturing	9	1	\$0.00	\$0.00	\$0.00
Sewage Treatment Facilities	3	1	\$0.00	\$0.00	\$0.00
Sheet Metal Work Manufacturing	17	4	\$0.00	\$0.00	\$0.00
Shoe Stores	6	2	\$42.86	\$0.00	\$42.86
Sign Manufacturing	7	1	\$878.42	\$0.00	\$878.42
Site Preparation Contractors	55	16	\$12,535.53	\$0.00	\$12,535.53
Snack and Nonalcoholic Beverage Bars	1	1	\$0.00	\$0.00	\$0.00
Soft Drink and Ice Manufacturing	1	1	\$0.00	\$0.00	\$0.00
Soft Drink Manufacturing	30	4	\$6,458.26	\$0.00	\$6,458.26
Software Publishers	4	1	\$0.00	\$0.00	\$0.00
Solid Waste Landfill	11	6	\$0.00	\$0.00	\$0.00
Specialized Freight (except Used Goods) Trucking, Local	3	1	\$371.86	\$0.00	\$371.86
Sporting and Athletic Goods Manufacturing	3	1	\$0.00	\$0.00	\$0.00
Sports Teams and Clubs	58	1	\$175.00	\$0.00	\$175.00
Steel Wire Drawing	17	5	\$1,839.77	\$0.00	\$1,839.77

	Files with Awards		Compensation	Cost Of Living	Total
	Entered	Terminated			
Structural Steel and Precast Concrete Contractors	9	1	\$0.00	\$0.00	\$0.00
Supermarkets and Other Grocery (except Convenience) Stores	334	10	\$9,866.06	\$0.00	\$9,866.06
Surgical Appliance and Supplies Manufacturing	7	3	\$1,861.73	\$0.00	\$1,861.73
Teleproduction and Other Postproduction Services	1	1	\$0.00	\$0.00	\$0.00
Television Broadcasting	21	5	\$0.00	\$0.00	\$0.00
Temporary Help Services	101	11	\$11,853.50	\$0.00	\$11,853.50
Textile and Fabric Finishing (except Broadwoven Fabric) Mills	1	1	\$0.00	\$0.00	\$0.00
Theater Companies and Dinner Theaters	51	2	\$431.41	\$0.00	\$431.41
Tile and Terrazzo Contractors	9	3	\$0.00	\$0.00	\$0.00
Tire Manufacturing (except Retreading)	33	9	\$6,365.28	\$0.00	\$6,365.28
Truck Trailer Manufacturing	14	3	\$0.00	\$0.00	\$0.00
Upholstered Household Furniture Manufacturing	12	5	\$0.00	\$0.00	\$0.00
Used Merchandise Stores	7	2	\$400.02	\$0.00	\$400.02
Vending Machine Operators	3	1	\$0.00	\$0.00	\$0.00
Veterinary Services	169	48	\$1,843.70	\$0.00	\$1,843.70
Vocational Rehabilitation Services	20	12	\$2,335.42	\$0.00	\$2,335.42
Warehouse Clubs and Supercenters	10	1	\$207.38	\$0.00	\$207.38
Water and Sewer Line and Related Structures Construction	44	6	\$5,697.97	\$0.00	\$5,697.97
Water Supply and Irrigation Systems	7	1	\$0.00	\$0.00	\$0.00
Welding and Soldering Equipment Manufacturing	5	1	\$0.00	\$0.00	\$0.00
Wholesale Trade Agents and Brokers	6	2	\$0.00	\$0.00	\$0.00
Wine and Distilled Alcoholic Beverage Merchant Wholesalers	10	2	\$619.92	\$0.00	\$619.92
Wired Telecommunications Carriers	37	2	\$1,195.23	\$0.00	\$1,195.23
Womens Clothing Stores	18	1	\$271.22	\$0.00	\$271.22
Wood Preservation	12	1	\$0.00	\$0.00	\$0.00

	Files with Awards		Compensation	Cost Of Living	Total
	Entered	Terminated			
Wood Window and Door Manufacturing	5	1	\$426.66	\$0.00	\$426.66
Mens and Boys Cut and Sew Suit, Coat, and Overcoat Manufacturing	5	0	\$0.00	\$0.00	\$0.00
All Other Transit and Ground Passenger Transportation	3	0	\$1,420.04	\$0.00	\$1,420.04
Breweries	2	0	\$62.79	\$0.00	\$62.79
Hazardous Waste Collection	1	0	\$0.00	\$0.00	\$0.00
Public Relations Agencies	3	0	\$0.00	\$0.00	\$0.00
Portfolio Management	1	0	\$0.00	\$0.00	\$0.00
Direct Property and Casualty Insurance Carriers	10	0	\$214.92	\$0.00	\$214.92
Custom Compounding of Purchased Resins	1	0	\$0.00	\$0.00	\$0.00
Metal Coating, Engraving (except Jewelry and Silverware), and Allied Services to Manufacturers	2	0	\$0.00	\$0.00	\$0.00
Software Reproducing	1	0	\$0.00	\$0.00	\$0.00
Diet and Weight Reducing Centers	2	0	\$0.00	\$0.00	\$0.00
Cable and Other Subscription Programming	17	0	\$667.30	\$0.00	\$667.30
Ice Cream and Frozen Dessert Manufacturing	2	0	\$0.00	\$0.00	\$0.00
All Other Wood Product Manufacturing	1	0	\$0.00	\$0.00	\$0.00
Other Electronic Component Manufacturing	4	0	\$0.00	\$0.00	\$0.00
Prefabricated Wood Building Manufacturing	1	0	\$0.00	\$0.00	\$0.00
Service Establishment Equipment and Supplies Merchant Wholesalers	5	0	\$154.82	\$0.00	\$154.82
Gasket, Packing, and Sealing Device Manufacturing	1	0	\$0.00	\$0.00	\$0.00
Nursery and Floriculture Production	1	0	\$0.00	\$0.00	\$0.00
Pulp Mills	1	0	\$0.00	\$0.00	\$0.00
Broadwoven Fabric Mills	12	0	\$0.00	\$0.00	\$0.00

	Files with Awards		Compensation	Cost Of Living	Total
	Entered	Terminated			
Financial Transactions Processing, Reserve, and Clearinghouse Activities	5	0	\$0.00	\$0.00	\$0.00
Hand and Edge Tool Manufacturing	3	0	\$333.34	\$0.00	\$333.34
Used Household and Office Goods Moving	2	0	\$0.00	\$0.00	\$0.00
Sporting and Recreational Goods and Supplies Merchant Wholesalers	2	0	\$0.00	\$0.00	\$0.00
Used Car Dealers	2	0	\$30.03	\$0.00	\$30.03
Crushed and Broken Granite Mining and Quarrying	1	0	\$0.00	\$0.00	\$0.00
Motor Vehicle Body and Trailer Manufacturing	1	0	\$0.00	\$0.00	\$0.00
Hazardous Waste Treatment and Disposal	19	0	\$733.30	\$0.00	\$733.30
Dimension Stone Mining and Quarrying	1	0	\$0.00	\$0.00	\$0.00
Other Technical and Trade Schools	10	0	\$4,843.36	\$0.00	\$4,843.36
Other Specialty Trade Contractors	1	0	\$401.50	\$0.00	\$401.50
Sporting Goods Stores	4	0	\$0.00	\$0.00	\$0.00
Mens and Boys Clothing and Furnishings Merchant Wholesalers	3	0	\$205.74	\$0.00	\$205.74
Pulp Manufacturing	1	0	\$0.00	\$0.00	\$0.00
Frozen Fruit, Juice, and Vegetable Manufacturing	2	0	\$0.00	\$0.00	\$0.00
Other Similar Organizations (except Business, Professional, Labor, and Political Organizations)	10	0	\$1,686.72	\$0.00	\$1,686.72
Independent Artists, Writers, and Performers	2	0	\$1,355.88	\$0.00	\$1,355.88
Burial Casket Manufacturing	1	0	\$0.00	\$0.00	\$0.00
Medical and Diagnostic Laboratories	1	0	\$0.00	\$0.00	\$0.00
Other Gasoline Stations	3	0	\$0.00	\$0.00	\$0.00
Hunting and Trapping	1	0	\$0.00	\$0.00	\$0.00
Petrochemical Manufacturing	1	0	\$0.00	\$0.00	\$0.00

	Files with Awards		Compensation	Cost Of Living	Total
	Entered	Terminated			
Nonresidential Property Managers	10	0	\$0.00	\$0.00	\$0.00
Cattle Feedlots	1	0	\$0.00	\$0.00	\$0.00
Other Noncitrus Fruit Farming	1	0	\$0.00	\$0.00	\$0.00
Kidney Dialysis Centers	2	0	\$0.00	\$0.00	\$0.00
All Other Health and Personal Care Stores	6	0	\$901.07	\$0.00	\$901.07
Other Motor Vehicle Electrical and Electronic Equipment Manufacturing	1	0	\$0.00	\$0.00	\$0.00
Display Advertising	1	0	\$0.00	\$0.00	\$0.00
Other Direct Insurance (except Life, Health, and Medical) Carriers	2	0	\$0.00	\$0.00	\$0.00
Taxi Service	2	0	\$0.00	\$0.00	\$0.00
Ball and Roller Bearing Manufacturing	8	0	\$0.00	\$0.00	\$0.00
Digital Printing	1	0	\$0.00	\$0.00	\$0.00
All Other Travel Arrangement and Reservation Services	1	0	\$0.00	\$0.00	\$0.00
Asphalt Paving Mixture and Block Manufacturing	1	0	\$0.00	\$0.00	\$0.00
Yarn Spinning Mills	3	0	\$102.00	\$0.00	\$102.00
Nonferrous (except Aluminum) Die-Casting Foundries	2	0	\$0.00	\$0.00	\$0.00
Locksmiths	6	0	\$0.00	\$0.00	\$0.00
Other Personal Care Services	1	0	\$210.25	\$0.00	\$210.25
Commercial Bakeries	24	0	\$428.53	\$0.00	\$428.53
Womens, Girls, and Infants Cut and Sew Apparel Contractors	1	0	\$0.00	\$0.00	\$0.00
Confectionery Merchant Wholesalers	1	0	\$320.00	\$0.00	\$320.00
Amusement and Theme Parks	3	0	\$0.00	\$0.00	\$0.00
Offices of Certified Public Accountants	3	0	\$0.00	\$0.00	\$0.00
Computer and Computer Peripheral Equipment and Software Merchant Wholesalers	1	0	\$0.00	\$0.00	\$0.00
Promoters of Performing Arts, Sports, and Similar Events with Facilities	5	0	\$0.00	\$0.00	\$0.00

	Files with Awards		Compensation	Cost Of Living	Total
	Entered	Terminated			
Unlaminated Plastics Profile Shape Manufacturing	3	0	\$79.57	\$0.00	\$79.57
Title Abstract and Settlement Offices	1	0	\$0.00	\$0.00	\$0.00
Hat, Cap, and Millinery Manufacturing	5	0	\$0.00	\$0.00	\$0.00
Automotive Glass Replacement Shops	3	0	\$0.00	\$0.00	\$0.00
All Other Petroleum and Coal Products Manufacturing	1	0	\$0.00	\$0.00	\$0.00
Automobile Manufacturing	3	0	\$606.52	\$0.00	\$606.52
Forest Nurseries and Gathering of Forest Products	1	0	\$0.00	\$0.00	\$0.00
Crushed and Broken Limestone Mining and Quarrying	2	0	\$0.00	\$0.00	\$0.00
Offices of Optometrists	4	0	\$0.00	\$0.00	\$0.00
Seafood Product Preparation and Packaging	1	0	\$0.00	\$0.00	\$0.00
General Line Grocery Merchant Wholesalers	18	0	\$1,073.82	\$0.00	\$1,073.82
Record Production	7	0	\$0.00	\$0.00	\$0.00
Travel Trailer and Camper Manufacturing	1	0	\$0.00	\$0.00	\$0.00
Services for the Elderly and Persons with Disabilities	4	0	\$0.00	\$0.00	\$0.00
Automotive Oil Change and Lubrication Shops	1	0	\$0.00	\$0.00	\$0.00
Oil and Gas Field Machinery and Equipment Manufacturing	3	0	\$0.00	\$0.00	\$0.00
Automotive Mechanical and Electrical Repair and Maintenance	4	0	\$0.00	\$0.00	\$0.00
Computer and Office Machine Repair and Maintenance	2	0	\$2,398.46	\$0.00	\$2,398.46
Rendering and Meat Byproduct Processing	18	0	\$0.00	\$0.00	\$0.00
Piece Goods, Notions, and Other Dry Goods Merchant Wholesalers	1	0	\$0.00	\$0.00	\$0.00
Flat Glass Manufacturing	5	0	\$690.50	\$0.00	\$690.50
Book, Periodical, and Newspaper Merchant Wholesalers	7	0	\$322.94	\$0.00	\$322.94
Other Chemical and Allied Products Merchant Wholesalers	2	0	\$0.00	\$0.00	\$0.00

	Files with Awards		Compensation	Cost Of Living	Total
	Entered	Terminated			
Other Spectator Sports	8	0	\$7,839.42	\$0.00	\$7,839.42
Construction and Mining (except Oil Well) Machinery and Equipment Merchant Wholesalers	4	0	\$0.00	\$0.00	\$0.00
Specialized Freight (except Used Goods) Trucking, Long-Distance	1	0	\$210.25	\$0.00	\$210.25
Other Measuring and Controlling Device Manufacturing	3	0	\$1,431.09	\$0.00	\$1,431.09
Coal and Other Mineral and Ore Merchant Wholesalers	1	0	\$0.00	\$0.00	\$0.00
Miscellaneous Financial Investment Activities	2	0	\$0.00	\$0.00	\$0.00
Other Motion Picture and Video Industries	1	0	\$0.00	\$0.00	\$0.00
Health and Welfare Funds	1	0	\$0.00	\$0.00	\$0.00
Paperboard Mills	3	0	\$1,168.95	\$0.00	\$1,168.95
Surveying and Mapping (except Geophysical) Services	5	0	\$0.00	\$0.00	\$0.00
Offices of Physical, Occupational and Speech Therapists, and Audiologists	2	0	\$0.00	\$0.00	\$0.00
Electronic Computer Manufacturing	2	0	\$0.00	\$0.00	\$0.00
Testing Laboratories	11	0	\$0.00	\$0.00	\$0.00
Motor Vehicle Towing	2	0	\$0.00	\$0.00	\$0.00
Direct Life Insurance Carriers	6	0	\$6,071.00	\$0.00	\$6,071.00
Other Outpatient Care Centers	1	0	\$0.00	\$0.00	\$0.00
Motor Vehicle Body Manufacturing	18	0	\$2,037.85	\$0.00	\$2,037.85
Nonchocolate Confectionery Manufacturing	2	0	\$210.25	\$0.00	\$210.25
Other Communication and Energy Wire Manufacturing	1	0	\$0.00	\$0.00	\$0.00
Petroleum Refineries	2	0	\$0.00	\$0.00	\$0.00
Parking Lots and Garages	6	0	\$600.00	\$0.00	\$600.00
Libraries and Archives	1	0	\$0.00	\$0.00	\$0.00
Ship Building and Repairing	7	0	\$0.00	\$0.00	\$0.00
All Other Motor Vehicle Parts Manufacturing	11	0	\$0.00	\$0.00	\$0.00

	Files with Awards		Compensation	Cost Of Living	Total
	Entered	Terminated			
Other Electronic and Precision Equipment Repair and Maintenance	1	0	\$0.00	\$0.00	\$0.00
Commercial Flexographic Printing	6	0	\$0.00	\$0.00	\$0.00
Cut Stone and Stone Product Manufacturing	4	0	\$0.00	\$0.00	\$0.00
Legislative Bodies	2	0	\$0.00	\$0.00	\$0.00
Insurance Agencies and Brokerages	6	0	\$0.00	\$0.00	\$0.00
Air and Gas Compressor Manufacturing	1	0	\$0.00	\$0.00	\$0.00
All Other Rubber Product Manufacturing	1	0	\$0.00	\$0.00	\$0.00
Metal Household Furniture Manufacturing	1	0	\$0.00	\$0.00	\$0.00
Dual-Purpose Cattle Ranching and Farming	11	0	\$379.33	\$0.00	\$379.33
Power and Communication Line and Related Structures Construction	9	0	\$592.01	\$0.00	\$592.01
All Other Telecommunications	1	0	\$0.00	\$0.00	\$0.00
Explosives Manufacturing	1	0	\$0.00	\$0.00	\$0.00
Consumer Lending	8	0	\$638.86	\$0.00	\$638.86
Apprenticeship Training	3	0	\$320.00	\$0.00	\$320.00
Current-Carrying Wiring Device Manufacturing	1	0	\$0.00	\$0.00	\$0.00
Other Nonhazardous Waste Treatment and Disposal	4	0	\$0.00	\$0.00	\$0.00
Blind and Shade Manufacturing	6	0	\$0.00	\$0.00	\$0.00
Ophthalmic Goods Manufacturing	2	0	\$0.00	\$0.00	\$0.00
All Other Miscellaneous Textile Product Mills	3	0	\$0.00	\$0.00	\$0.00
Electrical Apparatus and Equipment, Wiring Supplies, and Related Equipment Merchant Wholesalers	4	0	\$0.00	\$0.00	\$0.00
Pharmacies and Drug Stores	30	0	\$60.00	\$0.00	\$60.00
Soybean Farming	2	0	\$0.00	\$0.00	\$0.00
Packing and Crating	3	0	\$200.57	\$0.00	\$200.57
Real Estate Property Managers	2	0	\$0.00	\$0.00	\$0.00
Drafting Services	1	0	\$0.00	\$0.00	\$0.00

	Files with Awards		Compensation	Cost Of Living	Total
	Entered	Terminated			
Power Boiler and Heat Exchanger Manufacturing	1	0	\$0.00	\$0.00	\$0.00
Paper Industry Machinery Manufacturing	1	0	\$0.00	\$0.00	\$0.00
All Other Insurance Related Activities	2	0	\$0.00	\$0.00	\$0.00
Interior Design Services	2	0	\$0.00	\$0.00	\$0.00
Rubber Product Manufacturing for Mechanical Use	2	0	\$0.00	\$0.00	\$0.00
Household Vacuum Cleaner Manufacturing	2	0	\$469.79	\$0.00	\$469.79
Other Direct Selling Establishments	2	0	\$0.00	\$0.00	\$0.00
Cafeterias, Grill Buffets, and Buffets	3	0	\$0.00	\$0.00	\$0.00
Support Activities for Rail Transportation	1	0	\$396.97	\$0.00	\$396.97
Abrasive Product Manufacturing	2	0	\$0.00	\$0.00	\$0.00
All Other Amusement and Recreation Industries	5	0	\$176.32	\$0.00	\$176.32
Plastics Material and Resin Manufacturing	5	0	\$0.00	\$0.00	\$0.00
Analytical Laboratory Instrument Manufacturing	1	0	\$0.00	\$0.00	\$0.00
Open-End Investment Funds	6	0	\$0.00	\$0.00	\$0.00
Wheat Farming	2	0	\$0.00	\$0.00	\$0.00
Boat Dealers	1	0	\$0.00	\$0.00	\$0.00
Sewing, Needlework, and Piece Goods Stores	6	0	\$1,762.37	\$0.00	\$1,762.37
Lawn and Garden Tractor and Home Lawn and Garden Equipment Manufacturing	1	0	\$0.00	\$0.00	\$0.00
Aluminum Sheet, Plate, and Foil Manufacturing	4	0	\$0.00	\$0.00	\$0.00
Mens Clothing Stores	3	0	\$0.00	\$0.00	\$0.00
Grain and Field Bean Merchant Wholesalers	1	0	\$0.00	\$0.00	\$0.00
All Other Professional, Scientific, and Technical Services	6	0	\$0.00	\$0.00	\$0.00
Sports and Recreation Instruction	2	0	\$0.00	\$0.00	\$0.00
Industrial Building Construction	18	0	\$691.46	\$0.00	\$691.46

	Files with Awards		Compensation	Cost Of Living	Total
	Entered	Terminated			
Mechanical Power Transmission Equipment Manufacturing	1	0	\$0.00	\$0.00	\$0.00
Textile Machinery Manufacturing	1	0	\$0.00	\$0.00	\$0.00
Radio Networks	4	0	\$0.00	\$0.00	\$0.00
Other Performing Arts Companies	19	0	\$8,512.71	\$0.00	\$8,512.71
Research and Development in Biotechnology	6	0	\$0.00	\$0.00	\$0.00
Fuel Dealers	1	0	\$0.00	\$0.00	\$0.00
Amusement Arcades	1	0	\$0.00	\$0.00	\$0.00
Breakfast Cereal Manufacturing	1	0	\$0.00	\$0.00	\$0.00
Executive Offices	17	0	\$0.00	\$0.00	\$0.00
Ornamental and Architectural Metal Work Manufacturing	4	0	\$0.00	\$0.00	\$0.00
Medical, Dental, and Hospital Equipment and Supplies Merchant Wholesalers	9	0	\$0.00	\$0.00	\$0.00
Automotive Exhaust System Repair	2	0	\$0.00	\$0.00	\$0.00
Support Activities for Animal Production	8	0	\$263.15	\$0.00	\$263.15
Family Clothing Stores	73	0	\$1,051.25	\$0.00	\$1,051.25
Truss Manufacturing	1	0	\$261.14	\$0.00	\$261.14
Precision Turned Product Manufacturing	3	0	\$0.00	\$0.00	\$0.00
Plastics Plumbing Fixture Manufacturing	1	0	\$266.67	\$0.00	\$266.67
Lessors of Other Real Estate Property	1	0	\$0.00	\$0.00	\$0.00
Synthetic Rubber Manufacturing	3	0	\$0.00	\$0.00	\$0.00
Other Structural Clay Product Manufacturing	1	0	\$0.00	\$0.00	\$0.00
Sales Financing	1	0	\$0.00	\$0.00	\$0.00
Recreational and Vacation Camps (except Campgrounds)	1	0	\$317.00	\$0.00	\$317.00
Wood Television, Radio, and Sewing Machine Cabinet Manufacturing	1	0	\$0.00	\$0.00	\$0.00
Support Activities for Coal Mining	38	0	\$3,376.15	\$0.00	\$3,376.15
Jewelry Stores	4	0	\$0.00	\$0.00	\$0.00
Books Printing	3	0	\$0.00	\$0.00	\$0.00

	Files with Awards		Compensation	Cost Of Living	Total
	Entered	Terminated			
Poultry and Poultry Product Merchant Wholesalers	2	0	\$0.00	\$0.00	\$0.00
Steel Foundries (except Investment)	9	0	\$0.00	\$0.00	\$0.00
Vitreous China, Fine Earthenware, and Other Pottery Product Manufacturing	3	0	\$0.00	\$0.00	\$0.00
All Other Miscellaneous Crop Farming	5	0	\$0.00	\$0.00	\$0.00
Trust, Fiduciary, and Custody Activities	1	0	\$360.00	\$0.00	\$360.00
Bolt, Nut, Screw, Rivet, and Washer Manufacturing	3	0	\$853.44	\$0.00	\$853.44
Flower, Nursery Stock, and Florists Supplies Merchant Wholesalers	7	0	\$555.38	\$0.00	\$555.38
Lighting Fixture Manufacturing	1	0	\$0.00	\$0.00	\$0.00
Jewelry, Watch, Precious Stone, and Precious Metal Merchant Wholesalers	1	0	\$0.00	\$0.00	\$0.00
Nursery and Tree Production	1	0	\$0.00	\$0.00	\$0.00
Other Electronic Parts and Equipment Merchant Wholesalers	1	0	\$0.00	\$0.00	\$0.00
Fitness and Recreational Sports Centers	23	0	\$7,953.68	\$0.00	\$7,953.68
Refrigerated Warehousing and Storage	2	0	\$0.00	\$0.00	\$0.00
Surface Active Agent Manufacturing	4	0	\$1,036.48	\$0.00	\$1,036.48
Hay Farming	1	0	\$0.00	\$0.00	\$0.00
Support Activities for Forestry	13	0	\$0.00	\$0.00	\$0.00
Consumer Electronics Repair and Maintenance	1	0	\$0.00	\$0.00	\$0.00
Psychiatric and Substance Abuse Hospitals	2	0	\$0.00	\$0.00	\$0.00
Fish and Seafood Markets	1	0	\$0.00	\$0.00	\$0.00
Manufactured Home (Mobile Home) Manufacturing	5	0	\$588.83	\$0.00	\$588.83
Dried and Dehydrated Food Manufacturing	1	0	\$0.00	\$0.00	\$0.00
Electric Housewares and Household Fan Manufacturing	1	0	\$0.00	\$0.00	\$0.00

	Files with Awards		Compensation	Cost Of Living	Total
	Entered	Terminated			
Packaging Machinery Manufacturing	4	0	\$0.00	\$0.00	\$0.00
Professional and Management Development Training	2	0	\$0.00	\$0.00	\$0.00
All Other Cut and Sew Apparel Manufacturing	4	0	\$0.00	\$0.00	\$0.00
Fruit and Tree Nut Combination Farming	2	0	\$0.00	\$0.00	\$0.00
Other Metal Container Manufacturing	2	0	\$0.00	\$0.00	\$0.00
Commercial, Industrial, and Institutional Electric Lighting Fixture Manufacturing	1	0	\$0.00	\$0.00	\$0.00
Other Apparel Accessories and Other Apparel Manufacturing	1	0	\$20.00	\$0.00	\$20.00
Voluntary Health Organizations	6	0	\$280.01	\$0.00	\$280.01
Consumer Electronics and Appliances Rental	1	0	\$0.00	\$0.00	\$0.00
All Other Animal Production	3	0	\$457.14	\$0.00	\$457.14
Offices of Physicians	1	0	\$0.00	\$0.00	\$0.00
Pump and Pumping Equipment Manufacturing	5	0	\$0.00	\$0.00	\$0.00
Tobacco and Tobacco Product Merchant Wholesalers	1	0	\$0.00	\$0.00	\$0.00
Air Purification Equipment Manufacturing	3	0	\$1,474.26	\$0.00	\$1,474.26
Other Sound Recording Industries	10	0	\$0.00	\$0.00	\$0.00
Convention and Trade Show Organizers	1	0	\$2,558.05	\$0.00	\$2,558.05
Environment, Conservation and Wildlife Organizations	1	0	\$210.25	\$0.00	\$210.25
Corporate, Subsidiary, and Regional Managing Offices	3	0	\$4,406.40	\$0.00	\$4,406.40
Other Commercial Equipment Merchant Wholesalers	1	0	\$0.00	\$0.00	\$0.00
Wood Container and Pallet Manufacturing	10	0	\$0.00	\$0.00	\$0.00
Travel Agencies	3	0	\$603.33	\$0.00	\$603.33
Industrial Launderers	12	0	\$0.00	\$0.00	\$0.00
Pipeline Transportation of Crude Oil	1	0	\$0.00	\$0.00	\$0.00

	Files with Awards		Compensation	Cost Of Living	Total
	Entered	Terminated			
Fish and Seafood Merchant Wholesalers	1	0	\$0.00	\$0.00	\$0.00
Flooring Contractors	15	0	\$766.67	\$0.00	\$766.67
Tour Operators	2	0	\$2,869.54	\$0.00	\$2,869.54
Nonscheduled Chartered Passenger Air Transportation	1	0	\$0.00	\$0.00	\$0.00
Ice Manufacturing	1	0	\$0.00	\$0.00	\$0.00
Plumbing Fixture Fitting and Trim Manufacturing	9	0	\$0.00	\$0.00	\$0.00
Plumbing and Heating Equipment and Supplies (Hydronics) Merchant Wholesalers	4	0	\$0.00	\$0.00	\$0.00
Plate Work Manufacturing	8	0	\$880.72	\$0.00	\$880.72
All Other Outpatient Care Centers	1	0	\$0.00	\$0.00	\$0.00
Other Miscellaneous Durable Goods Merchant Wholesalers	2	0	\$0.00	\$0.00	\$0.00
Research and Development in the Social Sciences and Humanities	3	0	\$0.00	\$0.00	\$0.00
Other Miscellaneous Nondurable Goods Merchant Wholesalers	2	0	\$0.00	\$0.00	\$0.00
Specialty (except Psychiatric and Substance Abuse) Hospitals	3	0	\$0.00	\$0.00	\$0.00
Uncoated Paper and Multiwall Bag Manufacturing	3	0	\$0.00	\$0.00	\$0.00
Wood Kitchen Cabinet and Countertop Manufacturing	5	0	\$0.00	\$0.00	\$0.00
Industrial Machinery and Equipment Merchant Wholesalers	5	0	\$0.00	\$0.00	\$0.00
Other Vegetable (except Potato) and Melon Farming	1	0	\$0.00	\$0.00	\$0.00
Data Processing, Hosting, and Related Services	12	0	\$0.00	\$0.00	\$0.00
All Other Industrial Machinery Manufacturing	3	0	\$0.00	\$0.00	\$0.00
Enameled Iron and Metal Sanitary Ware Manufacturing	2	0	\$300.00	\$0.00	\$300.00
Other Snack Food Manufacturing	5	0	\$2,518.38	\$0.00	\$2,518.38
Graphic Design Services	1	0	\$0.00	\$0.00	\$0.00
Other Nonferrous Foundries (except Die-Casting)	2	0	\$0.00	\$0.00	\$0.00

	Files with Awards		Compensation	Cost Of Living	Total
	Entered	Terminated			
Other Support Activities for Road Transportation	5	0	\$373.35	\$0.00	\$373.35
Other Tobacco Product Manufacturing	12	0	\$626.37	\$0.00	\$626.37
Other Building Equipment Contractors	27	0	\$0.00	\$0.00	\$0.00
Educational Support Services	8	0	\$0.00	\$0.00	\$0.00
Ambulance Services	11	0	\$1,596.68	\$0.00	\$1,596.68
Other Foundation, Structure, and Building Exterior Contractors	7	0	\$286.00	\$0.00	\$286.00
School and Employee Bus Transportation	9	0	\$1,166.75	\$0.00	\$1,166.75
Mining Machinery and Equipment Manufacturing	3	0	\$0.00	\$0.00	\$0.00
Marketing Consulting Services	3	0	\$0.00	\$0.00	\$0.00
Nonscheduled Chartered Freight Air Transportation	5	0	\$4,956.18	\$0.00	\$4,956.18
Mens and Boys Cut and Sew Shirt (except Work Shirt) Manufacturing	2	0	\$0.00	\$0.00	\$0.00
Waste Collection	1	0	\$0.00	\$0.00	\$0.00
Camera and Photographic Supplies Stores	2	0	\$0.00	\$0.00	\$0.00
Other Scientific and Technical Consulting Services	8	0	\$1,802.58	\$0.00	\$1,802.58
Petroleum Bulk Stations and Terminals	3	0	\$0.00	\$0.00	\$0.00
Kaolin and Ball Clay Mining	1	0	\$0.00	\$0.00	\$0.00
Motor Vehicle Parts (Used) Merchant Wholesalers	2	0	\$0.00	\$0.00	\$0.00
Credit Card Issuing	2	0	\$0.00	\$0.00	\$0.00
Biological Product (except Diagnostic) Manufacturing	6	0	\$2,772.80	\$0.00	\$2,772.80
Iron and Steel Forging	1	0	\$223.14	\$0.00	\$223.14
Other Heavy and Civil Engineering Construction	8	0	\$816.10	\$0.00	\$816.10
Residential Mental Health and Substance Abuse Facilities	3	0	\$0.00	\$0.00	\$0.00
Photographic Film, Paper, Plate, and Chemical Manufacturing	4	0	\$0.00	\$0.00	\$0.00
Scenic and Sightseeing Transportation, Land	2	0	\$0.00	\$0.00	\$0.00

	Files with Awards		Compensation	Cost Of Living	Total
	Entered	Terminated			
Pipeline Transportation of Natural Gas	2	0	\$0.00	\$0.00	\$0.00
Motion Picture and Video Production	4	0	\$92.88	\$0.00	\$92.88
Furniture Merchant Wholesalers	7	0	\$250.00	\$0.00	\$250.00
Hardware Merchant Wholesalers	2	0	\$0.00	\$0.00	\$0.00
Polystyrene Foam Product Manufacturing	6	0	\$0.00	\$0.00	\$0.00
Plastics Bottle Manufacturing	1	0	\$0.00	\$0.00	\$0.00
News Dealers and Newsstands	1	0	\$0.00	\$0.00	\$0.00
Medicinal and Botanical Manufacturing	1	0	\$0.00	\$0.00	\$0.00
Womens and Girls Cut and Sew Blouse and Shirt Manufacturing	1	0	\$0.00	\$0.00	\$0.00
Liquefied Petroleum Gas (Bottled Gas) Dealers	2	0	\$4,473.60	\$0.00	\$4,473.60
Drugs and Druggists Sundries Merchant Wholesalers	2	0	\$0.00	\$0.00	\$0.00
Stationery and Office Supplies Merchant Wholesalers	2	0	\$0.00	\$0.00	\$0.00
All Other Miscellaneous Waste Management Services	1	0	\$0.00	\$0.00	\$0.00
Dairy Product (except Frozen) Manufacturing	1	0	\$0.00	\$0.00	\$0.00
Iron and Steel Pipe and Tube Manufacturing from Purchased Steel	5	0	\$0.00	\$0.00	\$0.00
All Other Personal Services	7	0	\$142.73	\$0.00	\$142.73
Dairy Cattle and Milk Production	4	0	\$0.00	\$0.00	\$0.00
Pharmaceutical Preparation Manufacturing	10	0	\$0.00	\$0.00	\$0.00
Other Construction Material Merchant Wholesalers, Durable Goods	1	0	\$0.00	\$0.00	\$0.00
,Postharvest Crop Activities (except Cotton Ginning)	2	0	\$0.00	\$0.00	\$0.00
Packaged Frozen Food Merchant Wholesalers	2	0	\$0.00	\$0.00	\$0.00
Farm Product Warehousing and Storage	1	0	\$0.00	\$0.00	\$0.00

	Files with Awards		Compensation	Cost Of Living	Total
	Entered	Terminated			
Warm Air Heating and Air-Conditioning Equipment and Supplies Merchant Wholesalers	3	0	\$364.97	\$0.00	\$364.97
Sawmill and Woodworking Machinery Manufacturing	1	0	\$0.00	\$0.00	\$0.00
Automotive Transmission Repair	1	0	\$0.00	\$0.00	\$0.00
Asphalt Shingle and Coating Materials Manufacturing	6	0	\$470.95	\$0.00	\$470.95
Investigation Services	11	0	\$652.07	\$0.00	\$652.07
Septic Tank and Related Services	3	0	\$0.00	\$0.00	\$0.00
Business to Business Electronic Markets	4	0	\$0.00	\$0.00	\$0.00
Heating Oil Dealers	3	0	\$0.00	\$0.00	\$0.00
Leather and Hide Tanning and Finishing	1	0	\$2,819.56	\$0.00	\$2,819.56
Motor and Generator Manufacturing	23	0	\$526.00	\$0.00	\$526.00
Hobby, Toy, and Game Stores	13	0	\$0.00	\$0.00	\$0.00
Cotton Ginning	22	0	\$5,013.09	\$0.00	\$5,013.09
Wireless Telecommunications Carriers (except Satellite)	4	0	\$74.04	\$0.00	\$74.04
Engineered Wood Member (except Truss) Manufacturing	1	0	\$0.00	\$0.00	\$0.00
Surgical and Medical Instrument Manufacturing	2	0	\$0.00	\$0.00	\$0.00
Blood and Organ Banks	1	0	\$0.00	\$0.00	\$0.00
Building Inspection Services	2	0	\$0.00	\$0.00	\$0.00
Newspaper Publishers	17	0	\$0.00	\$0.00	\$0.00
Institutional Furniture Manufacturing	4	0	\$800.00	\$0.00	\$800.00
Bus and Other Motor Vehicle Transit Systems	1	0	\$400.00	\$0.00	\$400.00
Glass and Glass Product Manufacturing	2	0	\$0.00	\$0.00	\$0.00
Kitchen Utensil, Pot, and Pan Manufacturing	5	0	\$0.00	\$0.00	\$0.00
Wineries	2	0	\$1,550.32	\$0.00	\$1,550.32
Ceramic Wall and Floor Tile Manufacturing	1	0	\$0.00	\$0.00	\$0.00
Metal Window and Door Manufacturing	3	0	\$0.00	\$0.00	\$0.00

	Files with Awards		Compensation	Cost Of Living	Total
	Entered	Terminated			
Industrial Truck, Tractor, Trailer, and Stacker Machinery Manufacturing	4	0	\$0.00	\$0.00	\$0.00
Siding Contractors	4	0	\$805.75	\$0.00	\$805.75
Other Community Housing Services	2	0	\$0.00	\$0.00	\$0.00
Fruit and Vegetable Markets	1	0	\$0.00	\$0.00	\$0.00
Manifold Business Forms Printing	1	0	\$0.00	\$0.00	\$0.00
Tire Manufacturing	1	0	\$0.00	\$0.00	\$0.00
Elevator and Moving Stairway Manufacturing	1	0	\$0.00	\$0.00	\$0.00
Gypsum Product Manufacturing	1	0	\$400.00	\$0.00	\$400.00
Telephone Apparatus Manufacturing	3	0	\$0.00	\$0.00	\$0.00
Mortgage and Nonmortgage Loan Brokers	2	0	\$1,621.93	\$0.00	\$1,621.93
Powder Metallurgy Part Manufacturing	2	0	\$0.00	\$0.00	\$0.00
Dental Laboratories	3	0	\$0.00	\$0.00	\$0.00
Office Supplies and Stationery Stores	5	0	\$0.00	\$0.00	\$0.00
Other Airport Operations	22	0	\$2,850.90	\$0.00	\$2,850.90
Construction Sand and Gravel Mining	6	0	\$1,682.00	\$0.00	\$1,682.00
Support Activities for Oil and Gas Operations	9	0	\$2,942.25	\$0.00	\$2,942.25
Regulation and Administration of Communications, Electric, Gas, and Other Utilities	1	0	\$0.00	\$0.00	\$0.00
Showcase, Partition, Shelving, and Locker Manufacturing	2	0	\$336.00	\$0.00	\$336.00
Beer, Wine, and Liquor Stores	3	0	\$0.00	\$0.00	\$0.00
Soil Preparation, Planting, and Cultivating	2	0	\$840.00	\$0.00	\$840.00
Greeting Card Publishers	1	0	\$0.00	\$0.00	\$0.00
Dairy Product (except Dried or Canned) Merchant Wholesalers	2	0	\$0.00	\$0.00	\$0.00
Mixed Mode Transit Systems	7	0	\$0.00	\$0.00	\$0.00
Other Support Activities for Air Transportation	3	0	\$0.00	\$0.00	\$0.00

	Files with Awards		Compensation	Cost Of Living	Total
	Entered	Terminated			
Offices of Other Holding Companies	8	0	\$0.00	\$0.00	\$0.00
Industrial Valve Manufacturing	4	0	\$0.00	\$0.00	\$0.00
All Other Support Activities for Transportation	5	0	\$0.00	\$0.00	\$0.00
Hydroelectric Power Generation	7	0	\$0.00	\$0.00	\$0.00
Printed Circuit Assembly (Electronic Assembly) Manufacturing	1	0	\$0.00	\$0.00	\$0.00
Other Services Related to Advertising	2	0	\$0.00	\$0.00	\$0.00
Marinas	2	0	\$0.00	\$0.00	\$0.00
Nonwoven Fabric Mills	2	0	\$0.00	\$0.00	\$0.00
Tire Cord and Tire Fabric Mills	2	0	\$0.00	\$0.00	\$0.00
Printing	1	0	\$0.00	\$0.00	\$0.00
Secondary Market Financing	1	0	\$1,682.00	\$0.00	\$1,682.00
Electronic Connector Manufacturing	1	0	\$0.00	\$0.00	\$0.00
Investment Banking and Securities Dealing	1	0	\$0.00	\$0.00	\$0.00
Natural Gas Distribution	4	0	\$0.00	\$0.00	\$0.00
Tire and Tube Merchant Wholesalers	5	0	\$458.93	\$0.00	\$458.93
Junior Colleges	5	0	\$0.00	\$0.00	\$0.00
Soap and Other Detergent Manufacturing	1	0	\$1,902.09	\$0.00	\$1,902.09
Other Social Advocacy Organizations	8	0	\$2,538.52	\$0.00	\$2,538.52
Steel Investment Foundries	1	0	\$0.00	\$0.00	\$0.00
Office Machinery and Equipment Rental and Leasing	1	0	\$0.00	\$0.00	\$0.00
Air Traffic Control	2	0	\$210.25	\$0.00	\$210.25
Home and Garden Equipment Repair and Maintenance	1	0	\$0.00	\$0.00	\$0.00
Telemarketing Bureaus and Other Contact Centers	1	0	\$0.00	\$0.00	\$0.00
Womens, Childrens, and Infants Clothing and Accessories Merchant Wholesalers	1	0	\$0.00	\$0.00	\$0.00
Prefabricated Metal Building and Component Manufacturing	4	0	\$0.00	\$0.00	\$0.00

	Files with Awards		Compensation	Cost Of Living	Total
	Entered	Terminated			
Guided Missile and Space Vehicle Manufacturing	1	0	\$0.00	\$0.00	\$0.00
Freight Transportation Arrangement	4	0	\$210.25	\$0.00	\$210.25
All Other Fabricated Metal Product Manufacturing	1	0	\$0.00	\$0.00	\$0.00
Confectionery Manufacturing from Purchased Chocolate	1	0	\$0.00	\$0.00	\$0.00
Toilet Preparation Manufacturing	2	0	\$0.00	\$0.00	\$0.00
Radio and Television Broadcasting and Wireless Communications Equipment Manufacturing	5	0	\$841.00	\$0.00	\$841.00
Coin-Operated Laundries and Drycleaners	10	0	\$2,858.90	\$0.00	\$2,858.90
Canvas and Related Product Mills	2	0	\$2,695.59	\$0.00	\$2,695.59
Crude Petroleum and Natural Gas Extraction	2	0	\$2,444.94	\$0.00	\$2,444.94
Search, Detection, Navigation, Guidance, Aeronautical, and Nautical System and Instrument Manufacturing	18	0	\$351.10	\$0.00	\$351.10
General Freight Trucking, Long-Distance, Less Than Truckload	2	0	\$1,660.14	\$0.00	\$1,660.14
Periodical Publishers	3	0	\$0.00	\$0.00	\$0.00
Food Service Contractors	12	0	\$393.95	\$0.00	\$393.95
Local Messengers and Local Delivery	5	0	\$892.03	\$0.00	\$892.03
Other Commercial and Industrial Machinery and Equipment Rental and Leasing	1	0	\$0.00	\$0.00	\$0.00
Instruments and Related Products Manufacturing for Measuring, Displaying, and Controlling Industrial Process Variables	1	0	\$0.00	\$0.00	\$0.00
Monetary Authorities - Central Bank	1	0	\$0.00	\$0.00	\$0.00
Food Product Machinery Manufacturing	8	0	\$0.00	\$0.00	\$0.00
Tobacco Farming	1	0	\$0.00	\$0.00	\$0.00
All Other Crop Farming	2	0	\$840.00	\$0.00	\$840.00

	Files with Awards		Compensation	Cost Of Living	Total
	Entered	Terminated			
Solid Waste Collection	8	0	\$897.72	\$0.00	\$897.72
Transportation Equipment and Supplies (except Motor Vehicle) Merchant Wholesalers	2	0	\$0.00	\$0.00	\$0.00
Concrete Pipe Manufacturing	7	0	\$0.00	\$0.00	\$0.00
Relay and Industrial Control Manufacturing	7	0	\$0.00	\$0.00	\$0.00
Iron Foundries	2	0	\$0.00	\$0.00	\$0.00
Wood Office Furniture Manufacturing	1	0	\$0.00	\$0.00	\$0.00
Narrow Fabric Mills	2	0	\$270.32	\$0.00	\$270.32
Other Personal and Household Goods Repair and Maintenance	3	0	\$0.00	\$0.00	\$0.00
Footwear Merchant Wholesalers	1	0	\$0.00	\$0.00	\$0.00
Cement Manufacturing	3	0	\$0.00	\$0.00	\$0.00
Other Commercial and Service Industry Machinery Manufacturing	1	0	\$0.00	\$0.00	\$0.00
Pipeline Transportation of Refined Petroleum Products	1	0	\$0.00	\$0.00	\$0.00
Architectural Services	5	0	\$841.00	\$0.00	\$841.00
Automobile and Other Motor Vehicle Merchant Wholesalers	5	0	\$0.00	\$0.00	\$0.00
Clay and Ceramic and Refractory Minerals Mining	2	0	\$0.00	\$0.00	\$0.00
Musical Instrument and Supplies Stores	1	0	\$0.00	\$0.00	\$0.00
Urethane and Other Foam Product (except Polystyrene) Manufacturing	2	0	\$0.00	\$0.00	\$0.00
Commercial Gravure Printing	1	0	\$0.00	\$0.00	\$0.00
Unlaminated Plastics Film and Sheet (except Packaging) Manufacturing	5	0	\$0.00	\$0.00	\$0.00
Truck, Utility Trailer, and RV (Recreational Vehicle) Rental and Leasing	5	0	\$0.00	\$0.00	\$0.00
Tire Dealers	2	0	\$0.00	\$0.00	\$0.00
Spring (Heavy Gauge) Manufacturing	2	0	\$0.00	\$0.00	\$0.00
Other Support Activities for Water Transportation	1	0	\$0.00	\$0.00	\$0.00

	Files with Awards		Compensation	Cost Of Living	Total
	Entered	Terminated			
Internet Publishing and Broadcasting and Web Search Portals	1	0	\$0.00	\$0.00	\$0.00
Nature Parks and Other Similar Institutions	3	0	\$675.00	\$0.00	\$675.00
Appliance Repair and Maintenance	2	0	\$0.00	\$0.00	\$0.00
Beef Cattle Ranching and Farming	3	0	\$0.00	\$0.00	\$0.00
All Other Publishers	3	0	\$0.00	\$0.00	\$0.00
Computer Storage Device Manufacturing	1	0	\$30.04	\$0.00	\$30.04
Drinking Places (Alcoholic Beverages)	3	0	\$0.00	\$0.00	\$0.00
Document Preparation Services	2	0	\$0.00	\$0.00	\$0.00
Home Furnishing Merchant Wholesalers	2	0	\$0.00	\$0.00	\$0.00
Shellfish Farming	1	0	\$0.00	\$0.00	\$0.00
Video Tape and Disc Rental	3	0	\$0.00	\$0.00	\$0.00
Anthracite Mining	1	0	\$1,200.00	\$0.00	\$1,200.00
All Other Support Services	4	0	\$0.00	\$0.00	\$0.00
Instrument Manufacturing for Measuring and Testing Electricity and Electrical Signals	2	0	\$0.00	\$0.00	\$0.00
Beef Cattle Ranching and Farming, including Feedlots	1	0	\$0.00	\$0.00	\$0.00
Car Washes	3	0	\$0.00	\$0.00	\$0.00
Casino Hotels	5	0	\$0.00	\$0.00	\$0.00
All Other Nondepository Credit Intermediation	1	0	\$0.00	\$0.00	\$0.00
Printing and Writing Paper Merchant Wholesalers	1	0	\$0.00	\$0.00	\$0.00
Total:	12991	2284	\$842,284.68	\$0.00	\$842,284.68
Manual Classification					
Accountant, auditor or factory cost or office systematizer--traveling	31	3	\$13,219.52	\$0.00	\$13,219.52
Acetate textile fiber	7	1	\$0.00	\$0.00	\$0.00
Acetylene gas machine installation & drivers	65	7	\$4,357.03	\$0.00	\$4,357.03
Acetylene torch mfg.	2	2	\$0.00	\$0.00	\$0.00

	Files with Awards		Compensation	Cost Of Living	Total
	Entered	Terminated			
Adding machine mfg.	6	2	\$0.00	\$0.00	\$0.00
Adding machine mfg. (MA)	30	2	\$1,604.50	\$0.00	\$1,604.50
Adjustment training centers--all other employees	483	58	\$25,707.51	\$0.00	\$25,707.51
Adult day care center--all other employees (MA)	438	144	\$16,296.27	\$0.00	\$16,296.27
Adult day care center--professional employees (MA)	670	231	\$21,912.65	\$0.00	\$21,912.65
Advertising displays mfg.--wooden	13	1	\$300.00	\$0.00	\$300.00
Advertising material distribution--mobile & door to door--& drivers	202	44	\$16,511.83	\$0.00	\$16,511.83
Advertising sign mfg.--celluloid	9	2	\$0.00	\$0.00	\$0.00
Advertising solicitors	129	18	\$4,109.60	\$0.00	\$4,109.60
Aerosol products packaging	2	2	\$0.00	\$0.00	\$0.00
Agricultural machinery mfg.	27	6	\$1,249.63	\$0.00	\$1,249.63
Agricultural tool mfg.--hand	2	1	\$0.00	\$0.00	\$0.00
Air conditioning--automobile--installation, service or repair & drivers	215	49	\$33,915.86	\$0.00	\$33,915.86
Air conditioning--non-portable--air flow balancing & testing	80	10	\$3,870.66	\$0.00	\$3,870.66
Air rifle mfg.--metal stamped parts	14	2	\$4,229.87	\$0.00	\$4,229.87
Aircraft or automobile--preparing and crating for shipment	15	2	\$628.89	\$0.00	\$628.89
Aircraft parts and accessories store	32	6	\$520.30	\$0.00	\$520.30
Airline or helicopter--ticket sellers away from airport	728	102	\$51,556.64	\$0.00	\$51,556.64
Airplane subassemblies mfg.--wood	8	1	\$3,550.40	\$0.00	\$3,550.40
Airport construction--grading & drivers	64	15	\$13,237.11	\$0.00	\$13,237.11
Airport runway construction--concrete or cement--& drivers	87	17	\$3,204.71	\$0.00	\$3,204.71
Airport security screening of passengers by contractor--& drivers	632	96	\$41,283.48	\$0.00	\$41,283.48
Alabaster turning or carving--& drivers	4	1	\$0.00	\$0.00	\$0.00

	Files with Awards		Compensation	Cost Of Living	Total
	Entered	Terminated			
Alcohol dealers--bulk--including drivers	12	1	\$4,473.60	\$0.00	\$4,473.60
Alcohol mfg.--wood & drivers (MA)	1	1	\$0.00	\$0.00	\$0.00
Ale bottling--& drivers	15	5	\$4,954.07	\$0.00	\$4,954.07
Ale or beer dealer--wholesale & drivers	15	1	\$1,125.60	\$0.00	\$1,125.60
Alternator mfg. (MA)	12	1	\$855.21	\$0.00	\$855.21
Aluminum siding installation (all types except those eligible for Codes 5645 or 5651)	71	19	\$6,175.78	\$0.00	\$6,175.78
Aluminum siding installation--detached one- or two-family dwellings	91	13	\$10,743.88	\$0.00	\$10,743.88
Aluminum siding installation--dwellings--three stories or less in height	75	2	\$233.33	\$0.00	\$233.33
Aluminum ware mfg.	4	2	\$0.00	\$0.00	\$0.00
Ambulance service companies and ems (emergency medical service) providers & drivers	5	1	\$0.00	\$0.00	\$0.00
Ambulance service companies--garage employees	22	4	\$1,437.34	\$0.00	\$1,437.34
Amusement machines--coin operated, installation, service or repair--& drivers	10	2	\$2,518.38	\$0.00	\$2,518.38
Animal hair twisting--for upholstering use	2	1	\$0.00	\$0.00	\$0.00
Animal shelter & drivers (premium basis shall not include board, lodging or gratuities) (NJ)	13	1	\$0.00	\$0.00	\$0.00
Apartment property manager and leasing agents (MA)	131	24	\$7,270.86	\$0.00	\$7,270.86
Apartment property managers and leasing agents	46	6	\$3,530.67	\$0.00	\$3,530.67
Apiaries--& drivers	2	1	\$319.70	\$0.00	\$319.70
Appliance (major) store--wholesale--incidental sale of minor appliances--& drivers	43	15	\$1,382.12	\$0.00	\$1,382.12
Archery equipment mfg.	1	1	\$0.00	\$0.00	\$0.00
Armor plate processing	14	3	\$172.92	\$0.00	\$172.92

	Files with Awards		Compensation	Cost Of Living	Total
	Entered	Terminated			
Artificial insemination of cattle--& drivers. All other than professional employees	10	3	\$840.00	\$0.00	\$840.00
Artificial turf--installation only--& drivers	94	15	\$13,764.18	\$0.00	\$13,764.18
Ashes, garbage or refuse collection & drivers	77	12	\$8,728.43	\$0.00	\$8,728.43
Athletic sports or park: contact sports--players, coaches, managers or umpires	53	1	\$175.00	\$0.00	\$175.00
Attorney--all employees & clerical, messengers, drivers	31	2	\$1,764.75	\$0.00	\$1,764.75
Audio or intercommunication system installation--within building (MA)	36	3	\$16,574.12	\$0.00	\$16,574.12
Audio or intercommunication system installation--within buildings--& drivers	15	2	\$0.00	\$0.00	\$0.00
Audio, radio, television or video equipment installation service or repair	17	2	\$216.77	\$0.00	\$216.77
Automatic sprinkler installation & drivers	11	6	\$0.00	\$0.00	\$0.00
Automobile body repair	43	15	\$1,499.10	\$0.00	\$1,499.10
Automobile brake drums--reconditioning & relining--drums removed from vehicle by others	77	10	\$1,008.50	\$0.00	\$1,008.50
Automobile garage or repair shop --& parts department employees, drivers (NJ)	1	1	\$0.00	\$0.00	\$0.00
Automobile haulaway or driveaway--local hauling only--& drivers	40	3	\$7,556.92	\$0.00	\$7,556.92
Automobile haulaway or driveaway--long distance hauling--& drivers	63	3	\$18,346.14	\$0.00	\$18,346.14
Automobile horn mfg.--electric	20	2	\$1,493.40	\$0.00	\$1,493.40
Automobile leasing company--long-term--sales employees	18	6	\$2,862.78	\$0.00	\$2,862.78
Automobile mfg. or assembly	12	2	\$1,165.68	\$0.00	\$1,165.68
Automobile recycling & drivers	9	1	\$689.26	\$0.00	\$689.26
Automobile recycling--store employees	17	6	\$492.32	\$0.00	\$492.32

	Files with Awards		Compensation	Cost Of Living	Total
	Entered	Terminated			
Automobile rental company & drivers. all other than garage employees	20	3	\$2,075.96	\$0.00	\$2,075.96
Automobile, automobile truck or motorcycle parts mfg.--NOC (CA)	1	1	\$0.00	\$0.00	\$0.00
Automobile, bus, truck or trailer body mfg.: other than die-pressed steel	14	7	\$1,182.16	\$0.00	\$1,182.16
Automobile, bus, truck or trailer body mfg.: upholstery	12	2	\$0.00	\$0.00	\$0.00
Aviation—air carrier—scheduled, commuter, or supplemental—flying crew	28	2	\$5,586.71	\$0.00	\$5,586.71
Aviation—All other employees & drivers	78	5	\$11,147.81	\$0.00	\$11,147.81
Aviation—flight testing—flying crew	7	2	\$0.00	\$0.00	\$0.00
Awning erection--metal--& drivers (AK)	15	3	\$448.35	\$0.00	\$448.35
Awning or tent mfg.--shop	20	2	\$210.25	\$0.00	\$210.25
Baby-sitting service (MA)	9	2	\$530.21	\$0.00	\$530.21
Bag mfg.--paper or plastic	5	1	\$0.00	\$0.00	\$0.00
Bakery & drivers, route supervisors	37	2	\$1,351.86	\$0.00	\$1,351.86
Baking powder mfg.	22	5	\$210.25	\$0.00	\$210.25
Balcony erection--iron or steel, exterior	10	3	\$453.34	\$0.00	\$453.34
Bar, discotheque, lounge, nightclub or tavern	12	2	\$0.00	\$0.00	\$0.00
Barbershop, beauty parlor or hair styling salon	6	1	\$0.00	\$0.00	\$0.00
Bark peeling in connection with logging	8	4	\$0.00	\$0.00	\$0.00
Barking mills	14	1	\$1,100.47	\$0.00	\$1,100.47
Barrel assembly	9	2	\$0.00	\$0.00	\$0.00
Barrel stock mfg.	10	1	\$125.51	\$0.00	\$125.51
Baseboard mfg.--wood	10	1	\$240.00	\$0.00	\$240.00
Beach cleaning--& drivers	8	2	\$266.67	\$0.00	\$266.67
Bedding plant growers & drivers (applies only to plants not contemplated by 0035)	14	3	\$0.00	\$0.00	\$0.00
Belt mfg.--rubber	11	1	\$321.67	\$0.00	\$321.67

	Files with Awards		Compensation	Cost Of Living	Total
	Entered	Terminated			
Bits--power tool mfg.--not drop or machine forged	30	10	\$0.00	\$0.00	\$0.00
Blacksmith	1	1	\$0.00	\$0.00	\$0.00
Boarding houses	140	28	\$2,821.91	\$0.00	\$2,821.91
Boot or shoe mfg. NOC	3	1	\$0.00	\$0.00	\$0.00
Bowling lane	5	4	\$0.00	\$0.00	\$0.00
Bowling lane refinishing	32	5	\$1,715.71	\$0.00	\$1,715.71
Box mfg.--set up paper	1	1	\$0.00	\$0.00	\$0.00
Boy and girl scout councils--day camp operations--all other employees	21	1	\$2,441.91	\$0.00	\$2,441.91
Breeding farm or stable & drivers	4	1	\$2,000.00	\$0.00	\$2,000.00
Brick or clay products mfg.--NOC--including construction and reconstruction of sheds and kilns (CA)	1	1	\$0.00	\$0.00	\$0.00
Building material dealer--store employees	39	5	\$1,705.70	\$0.00	\$1,705.70
Building material dealer--yard, warehouse & drivers--all other than store employees	45	7	\$1,997.67	\$0.00	\$1,997.67
Building material yards--used--all employees, local managers, drivers	4	1	\$0.00	\$0.00	\$0.00
Building NOC--maintenance or ordinary repair only--not contractors(NY)	3	1	\$0.00	\$0.00	\$0.00
Building operation--commercial properties--all other employees (CA)	6	1	\$0.00	\$0.00	\$0.00
Buildings--residential--operation by owner or lessee (VA)	4	1	\$0.00	\$0.00	\$0.00
Burial vaults (concrete) manufacture and installation & drivers	21	5	\$2,949.61	\$0.00	\$2,949.61
Bus companies & drivers--all employees other than garage employees	40	3	\$7,407.79	\$0.00	\$7,407.79
Bus operator--school--& drivers (NJ)	2	1	\$0.00	\$0.00	\$0.00
Butchering	3	2	\$0.00	\$0.00	\$0.00
Cable installation & drivers	119	32	\$6,908.48	\$0.00	\$6,908.48

	Files with Awards		Compensation	Cost Of Living	Total
	Entered	Terminated			
Cable laying--by specialist contractors employing automatic equipment which, in one operation, opens the trench, lays the cable and backfills--& drivers/	9	2	\$3,262.14	\$0.00	\$3,262.14
Cable mfg.--insulated--electrical	3	1	\$0.00	\$0.00	\$0.00
Cable TV or telephone line installation--contractors, underground and drivers	5	1	\$420.50	\$0.00	\$420.50
Caddy--employee of country club	19	4	\$98.00	\$0.00	\$98.00
Cage mfg.--wire	12	2	\$0.00	\$0.00	\$0.00
Camouflage work--painting--& drivers	27	2	\$1,603.21	\$0.00	\$1,603.21
Candy, chocolate and confection mfg.	2	1	\$0.00	\$0.00	\$0.00
Cardboard bristol board and paperboard mfg.	18	3	\$4,328.01	\$0.00	\$4,328.01
Carpet or rug mfg. NOC	6	4	\$0.00	\$0.00	\$0.00
Carpet, linoleum, vinyl, asphalt, and rubber floor tile installation	17	1	\$333.34	\$0.00	\$333.34
Carpet, rug or upholstery cleaning--shop or outside & drivers	30	2	\$2,282.22	\$0.00	\$2,282.22
Caulking--with pressure gun	34	5	\$7,691.70	\$0.00	\$7,691.70
Cement (dry) storage warehouse	34	5	\$745.05	\$0.00	\$745.05
Cemetery operation & drivers	6	1	\$1,301.11	\$0.00	\$1,301.11
Charitable or welfare organization--all other employees & drivers (FL, MO, NV, VA)	40	4	\$0.00	\$0.00	\$0.00
Charitable or welfare organization--professional employees & clerical (FL, MO, NV, VA)	82	6	\$6,835.25	\$0.00	\$6,835.25
Child day care center--professional employees & clerical (MA)	762	137	\$15,539.01	\$0.00	\$15,539.01
Chimney cleaning--residential--no chimney cleaning above ground level & drivers	110	13	\$16,025.10	\$0.00	\$16,025.10
Chimney construction--one- or two-story residences	57	11	\$8,527.82	\$0.00	\$8,527.82
Cigar mfg.	25	2	\$2,433.48	\$0.00	\$2,433.48

	Files with Awards		Compensation	Cost Of Living	Total
	Entered	Terminated			
Clam digging	1	1	\$0.00	\$0.00	\$0.00
Cleaner--debris removal	4	1	\$219.76	\$0.00	\$219.76
Cloth sponging, shrinking, inspection or mending	20	3	\$662.80	\$0.00	\$662.80
Club--NOC	6	1	\$0.00	\$0.00	\$0.00
Clubs--health & clerical	21	1	\$182.55	\$0.00	\$182.55
Coal mining--NOC	51	2	\$11,248.22	\$0.00	\$11,248.22
Coal mining--surface--& drivers	19	2	\$5,240.83	\$0.00	\$5,240.83
Commissary work--restaurant employees	37	11	\$2,316.12	\$0.00	\$2,316.12
Concessions--hat or coat checkrooms	86	15	\$6,137.73	\$0.00	\$6,137.73
Concrete construction--construction of private residences, fabricating, setting up or taking down forms	41	4	\$611.20	\$0.00	\$611.20
Concrete igloo construction--floors--& drivers	33	6	\$3,664.84	\$0.00	\$3,664.84
Concrete: reinforcing rod or bar dealer and drivers	10	6	\$0.00	\$0.00	\$0.00
Condensed milk mfg.	3	1	\$0.00	\$0.00	\$0.00
Construction or erection permanent yard	24	5	\$8,506.87	\$0.00	\$8,506.87
Contractor--project manager, construction executive, construction manager or construction superintendent	61	16	\$8,620.81	\$0.00	\$8,620.81
Contractors equipment rental--without operator--& drivers	22	4	\$750.00	\$0.00	\$750.00
Coppersmith--shop (AK, KY, LA, MA, MT, NH, OR, VA)	17	5	\$630.74	\$0.00	\$630.74
Core sample drilling--& drivers	9	3	\$1,725.77	\$0.00	\$1,725.77
Cosmetics mfg.--not manufacturing ingredients	16	1	\$0.00	\$0.00	\$0.00
County employees NOC	134	45	\$5,718.78	\$0.00	\$5,718.78
Courier or messenger service companies and mail, parcel or package delivery—all employees & drivers	33	5	\$6,727.79	\$0.00	\$6,727.79
Crematory operation & drivers	4	1	\$0.00	\$0.00	\$0.00
Dentist & clerical	193	51	\$3,931.20	\$0.00	\$3,931.20
Die casting mfg.	4	1	\$0.00	\$0.00	\$0.00

	Files with Awards		Compensation	Cost Of Living	Total
	Entered	Terminated			
Ditch cleaning--irrigation--& drivers	4	1	\$662.28	\$0.00	\$662.28
Domestic workers--residences--full-time	17	6	\$3,324.16	\$0.00	\$3,324.16
Door, door frame or pre-glazed window installation (CA)	1	1	\$0.00	\$0.00	\$0.00
Doughnut shop—retail	115	29	\$4,286.43	\$0.00	\$4,286.43
Drilling or re-drilling of oil or gas wells and installation of casing drivers	14	1	\$1,529.60	\$0.00	\$1,529.60
Electric light or power co. NOC--all employees & drivers	25	6	\$925.41	\$0.00	\$925.41
Electrical apparatus repair or servicing at customers premises & drivers (NY)	2	1	\$0.00	\$0.00	\$0.00
Electrical wiring--within buildings (CA)	8	1	\$3,747.58	\$0.00	\$3,747.58
Elevator erection or repair	2	1	\$0.00	\$0.00	\$0.00
Executive officers NOC--not foremen, workers or salespersons (NY)	1	1	\$0.00	\$0.00	\$0.00
Eyelet mfg.	3	2	\$763.30	\$0.00	\$763.30
Farm machinery dealer--all operations & drivers	6	5	\$0.00	\$0.00	\$0.00
Farm product--apples--& drivers	10	1	\$0.00	\$0.00	\$0.00
Fire patrol or protective corps & drivers--volunteer	17	1	\$2,550.35	\$0.00	\$2,550.35
Fire plug--installation, repair and maintenance	79	12	\$1,142.66	\$0.00	\$1,142.66
Firefighters & drivers (FL, MA, MT)	118	27	\$4,861.76	\$0.00	\$4,861.76
Flock coating of textiles	4	1	\$0.00	\$0.00	\$0.00
Floor laying--tile--ceramic	12	2	\$2,050.73	\$0.00	\$2,050.73
Florist--store--& drivers	10	1	\$0.00	\$0.00	\$0.00
Food sundries mfg. NOC & salespersons, drivers (OK)	1	1	\$0.00	\$0.00	\$0.00
Foundries--investment casting--all operations--including pattern and mould manufacturing (CA)	2	1	\$0.00	\$0.00	\$0.00
Fuel storage--underground--& drivers	7	2	\$2,636.62	\$0.00	\$2,636.62

	Files with Awards		Compensation	Cost Of Living	Total
	Entered	Terminated			
Furniture moving & storage, drivers	17	2	\$470.11	\$0.00	\$470.11
Garbage works	9	5	\$0.00	\$0.00	\$0.00
Gas main or connection construction & drivers	12	6	\$400.00	\$0.00	\$400.00
Gas, steam and hot water apparatus--supplies, dealers--& drivers	6	1	\$0.00	\$0.00	\$0.00
Gasoline station--self-service and convenience/grocery--retail	87	6	\$1,864.93	\$0.00	\$1,864.93
Glass mfg.--& drivers	6	2	\$0.00	\$0.00	\$0.00
Glazier--away from shop--& drivers	8	1	\$0.00	\$0.00	\$0.00
Health care services—medical or other professional services-traveling (NY)	4	1	\$0.00	\$0.00	\$0.00
Heating, ventilation, air-conditioning and refrigeration systems—installation, service and repair, shop, yard & drivers	40	20	\$4,696.35	\$0.00	\$4,696.35
Homemaker service--physical assistance	86	5	\$13,033.41	\$0.00	\$13,033.41
Hosiery dyeing and finishing	1	1	\$0.00	\$0.00	\$0.00
Hospice service organization	195	47	\$11,843.43	\$0.00	\$11,843.43
Hospitals--all employees--including clerical office employees and salespersons (CA)	8	1	\$252.99	\$0.00	\$252.99
Hotel, boarding house--resort--all-year operations--all employees & drivers (WI)	10	1	\$0.00	\$0.00	\$0.00
Hotels--all employees (CA)	18	2	\$412.57	\$0.00	\$412.57
Housing authority & clerical, salespersons, drivers	26	4	\$406.48	\$0.00	\$406.48
Inspectors of merchandise on vessels or docks--coverage under State Act	1	1	\$362.16	\$0.00	\$362.16
Insulation of pipes and boilers--non-asbestos materials	82	21	\$7,821.94	\$0.00	\$7,821.94
Invalid Code	124	14	\$9,401.27	\$0.00	\$9,401.27
Iron or steel erection--frame structures not over two stories in height	3	1	\$0.00	\$0.00	\$0.00

	Files with Awards		Compensation	Cost Of Living	Total
	Entered	Terminated			
Iron or steel scrap dealer & drivers	4	1	\$0.00	\$0.00	\$0.00
Iron or steel--iron or steel works--shop--structural--& drivers	23	6	\$1,814.29	\$0.00	\$1,814.29
Irrigation pipe installation--agricultural--above ground & drivers (MT)	1	1	\$0.00	\$0.00	\$0.00
Janitorial services by contractors-- includes window cleaning above ground level & drivers	14	1	\$3,361.03	\$0.00	\$3,361.03
Joint vocational schools: all employees & clerical, clerical telecommuter, salespersons, drivers (OH)	1	1	\$0.00	\$0.00	\$0.00
Kitchen cabinets--manufacture--& drivers (MA)	11	3	\$2,630.22	\$0.00	\$2,630.22
Lawn maintenance	79	14	\$4,964.68	\$0.00	\$4,964.68
Local school districts: all employees & clerical, clerical telecommuter, salespersons, drivers (OH)	9	5	\$313.03	\$0.00	\$313.03
Logging or tree removal: mechanized equipment operators	5	3	\$0.00	\$0.00	\$0.00
Macaroni mfg.	6	3	\$2,348.03	\$0.00	\$2,348.03
Mailing or addressing company or letter service shop	6	2	\$2,655.34	\$0.00	\$2,655.34
Marble mfg.--artificial (MA)	24	8	\$312.34	\$0.00	\$312.34
Marina & drivers--coverage under State Act	4	1	\$0.00	\$0.00	\$0.00
Masonry (CA)	2	1	\$0.00	\$0.00	\$0.00
Millstone mfg.--& drivers (MA)	8	1	\$0.00	\$0.00	\$0.00
Motion picture production: all operations up to the development of negatives & clerical, drivers	14	4	\$670.02	\$0.00	\$670.02
Municipal social workers--all professional staff (VA)	42	9	\$584.34	\$0.00	\$584.34
Municipal, state or public agencies: all other municipal, state or public agency employees --NOC--including laborers, mechanics, and storekeepers (CA)	13	1	\$277.35	\$0.00	\$277.35

	Files with Awards		Compensation	Cost Of Living	Total
	Entered	Terminated			
Newspaper publishing	21	4	\$0.00	\$0.00	\$0.00
Nursing home--all other employees (FL)	5	1	\$210.25	\$0.00	\$210.25
Nursing home: professional employees (FL, RI)	6	2	\$338.65	\$0.00	\$338.65
Nursing homes--all employees (NC)	14	3	\$552.61	\$0.00	\$552.61
Orchard and grove owners and operators--all operations & drivers (FL)	2	2	\$0.00	\$0.00	\$0.00
Packing house--all operations	8	2	\$1,233.42	\$0.00	\$1,233.42
Partition system installation--stud --& drivers	24	8	\$2,806.75	\$0.00	\$2,806.75
Peanut handling (MA)	97	16	\$7,877.64	\$0.00	\$7,877.64
Pipe manufacturing NOC & drivers	7	1	\$0.00	\$0.00	\$0.00
Pipe testing or inspection--destructive--including radiographic or X-ray processes--& drivers	13	2	\$880.72	\$0.00	\$880.72
Pole, post or tie yard & drivers	2	1	\$0.00	\$0.00	\$0.00
Poultry dealers--wholesale--including dressing	4	1	\$0.00	\$0.00	\$0.00
Poultry or egg producer--& drivers	187	56	\$2,053.95	\$0.00	\$2,053.95
Precision machined parts mfg. NOC	13	1	\$0.00	\$0.00	\$0.00
Public colleges or schools--all employees--including cafeteria, clerical office employees and messengers (CA)	84	1	\$4,054.82	\$0.00	\$4,054.82
Real estate agencies--all employees--including clerical office employees and salespersons (CA)	27	1	\$0.00	\$0.00	\$0.00
Restaurant NOC	344	78	\$12,856.59	\$0.00	\$12,856.59
Restaurant: fast food & drivers (NY)	14	1	\$134.15	\$0.00	\$134.15
Restaurant: full-service--including entertainers and/or musicians (NY)	12	1	\$168.20	\$0.00	\$168.20

	Files with Awards		Compensation	Cost Of Living	Total
	Entered	Terminated			
Retirement living centers: all other employees, salespersons & drivers	15	3	\$2,533.45	\$0.00	\$2,533.45
Retirement living centers: health care employees	46	12	\$1,542.31	\$0.00	\$1,542.31
Roofing--all kinds & drivers	31	6	\$3,987.55	\$0.00	\$3,987.55
Rubber tire dealers--wholesale or retail, or combined wholesale and retail--including inside salespersons, estimators, service writers, customer service representatives and cashiers; repairing and adjusting tires away from the premises; and accessories and spare parts departments (CA)/	12	3	\$1,782.00	\$0.00	\$1,782.00
Rubber tire mfg.	34	5	\$6,050.24	\$0.00	\$6,050.24
Sewage disposal plant operation & drivers	38	5	\$1,143.01	\$0.00	\$1,143.01
Sewer construction--all operations & drivers	21	7	\$1,596.96	\$0.00	\$1,596.96
Sheltered workshops or work activity centers--all employees--including supervisors, educational instructors, counselors, production managers and vocational evaluators (CA)/	4	1	\$210.25	\$0.00	\$210.25
Sign mfg.--silk-screen printing--metal	3	1	\$809.85	\$0.00	\$809.85
Sign mfg.--silk-screen printing--paper or plasterboard	37	5	\$200.00	\$0.00	\$200.00
State agencies, all other (OR)	1	1	\$0.00	\$0.00	\$0.00
Steamship line or agency--port employees: superintendents, captains, engineers, stewards or their assistants, pay clerks	4	2	\$248.85	\$0.00	\$248.85
Stone Cutting or Polishing--No Granite or Sandstone--& Drivers (NJ)	1	1	\$0.00	\$0.00	\$0.00
Storage warehouse--cold	5	1	\$0.00	\$0.00	\$0.00
Store--home furnishings specialist--retail--& clerical, salespersons & drivers (NJ)	29	1	\$0.00	\$0.00	\$0.00

	Files with Awards		Compensation	Cost Of Living	Total
	Entered	Terminated			
Store: book, record, compact disc, software, video or audio cassette retail	6	1	\$92.88	\$0.00	\$92.88
Store: book, record, compact disc, software, video or audio cassette retail (MA)	610	104	\$13,232.02	\$0.00	\$13,232.02
Store: drug--retail	6	1	\$60.00	\$0.00	\$60.00
Store: furniture showrooms (IL)	1	1	\$0.00	\$0.00	\$0.00
Store: meat, grocery and provision (combined)--retail NOC (supermarket type)	279	11	\$7,592.18	\$0.00	\$7,592.18
Stores--welding supplies--wholesale or retail--including the charging of welding cylinders (CA)	1	1	\$0.00	\$0.00	\$0.00
Street or road construction--sub-surface work & drivers	11	1	\$0.00	\$0.00	\$0.00
Temporary labor service contractors--all incidental operations (WI)	9	1	\$0.00	\$0.00	\$0.00
Theaters--motion picture--all employees (CA)	2	2	\$0.00	\$0.00	\$0.00
Toilet or towel supply co. & route supervisors, drivers	2	1	\$0.00	\$0.00	\$0.00
Trucking--common carrier--all employees & drivers, includes depot employees (LA)	14	1	\$899.10	\$0.00	\$899.10
Trucking--parcel or package delivery--all employees & drivers	60	33	\$2,757.71	\$0.00	\$2,757.71
Veneer mfg.	3	1	\$493.32	\$0.00	\$493.32
Vocational rehabilitation trainees (VA)	4	3	\$0.00	\$0.00	\$0.00
Wall covering or metal ceiling installation & shop, drivers	14	3	\$461.85	\$0.00	\$461.85
Police, sheriffs, constables, marshals, animal control officers, game and fish wardens, and jailers--including deputies--volunteers, serving with or without remuneration (CA)/	2	0	\$0.00	\$0.00	\$0.00
Apartment house operations--all employees (AZ)	2	0	\$0.00	\$0.00	\$0.00

	Files with Awards		Compensation	Cost Of Living	Total
	Entered	Terminated			
Gas company: gas dealer--l.p.g.--all operations--& drivers (NY)	1	0	\$0.00	\$0.00	\$0.00
Building operation--commercial (NY)	7	0	\$0.00	\$0.00	\$0.00
Logging or lumbering: mechanized equipment operations & drivers (AK, OR)	5	0	\$0.00	\$0.00	\$0.00
Beer vat coating with chemicals	2	0	\$0.00	\$0.00	\$0.00
Chimney cleaning--industrial smoke stacks	3	0	\$0.00	\$0.00	\$0.00
Cable mfg. or wire drawing--not iron or steel	2	0	\$0.00	\$0.00	\$0.00
Physicians--all employees--including clerical office employees--NPD (CA)	2	0	\$0.00	\$0.00	\$0.00
Stores--bicycles and bicycle accessories--wholesale or retail--including repairs or rental operations (CA)	1	0	\$0.00	\$0.00	\$0.00
Algae farming--& drivers	8	0	\$0.00	\$0.00	\$0.00
Arena or stadium for team sports events	12	0	\$0.00	\$0.00	\$0.00
Amusement park or exhibition operation & drivers	10	0	\$176.32	\$0.00	\$176.32
Bridge construction--all operations & drivers (WI)	4	0	\$0.00	\$0.00	\$0.00
Scaffolds, hod hoist or construction elevators--built-up from the ground--installation, repair or removal & drivers (NY)	1	0	\$400.00	\$0.00	\$400.00
Fiberglass mfg. for insulation purposes	2	0	\$0.00	\$0.00	\$0.00
Asphalt works & drivers--operated by paving contractors at permanent location	1	0	\$0.00	\$0.00	\$0.00
Bits--power tool mfg.--drop or machine forged	1	0	\$0.00	\$0.00	\$0.00
Logging or lumbering--pulpwood only--all operations & drivers (NC)	1	0	\$318.59	\$0.00	\$318.59
Domestic workers--outside--including private chauffeurs (MA, NJ, NY, VA)	2	0	\$0.00	\$0.00	\$0.00

	Files with Awards		Compensation	Cost Of Living	Total
	Entered	Terminated			
Airplane subassemblies mfg.--metal cowling, wing, tabs, & aileron, etc.	8	0	\$1,890.92	\$0.00	\$1,890.92
Automobile gasoline stations--retail--all employees--including cashiers--NPD (CA)	2	0	\$0.00	\$0.00	\$0.00
Coal merchant & local managers, drivers	2	0	\$0.00	\$0.00	\$0.00
Carbonizing textile materials	9	0	\$0.00	\$0.00	\$0.00
Pipe or tube mfg.--iron or steel & drivers	1	0	\$0.00	\$0.00	\$0.00
Chemical blending or mixing NOC --all operations and drivers	3	0	\$336.00	\$0.00	\$336.00
Grading of land NOC & drivers (NJ)	1	0	\$0.00	\$0.00	\$0.00
Store: drug--wholesale	2	0	\$0.00	\$0.00	\$0.00
Aviation—transportation of personnel in conduct of employer’s business—flying crew	1	0	\$0.00	\$0.00	\$0.00
Street or road construction or maintenance & drivers (OK)	1	0	\$0.00	\$0.00	\$0.00
Junk dealer & drivers	1	0	\$0.00	\$0.00	\$0.00
Cider mfg. & drivers	3	0	\$0.00	\$0.00	\$0.00
Computer programming or software development--all employees--including clerical office employees and salespersons--NPD (CA)	1	0	\$0.00	\$0.00	\$0.00
Logging or lumbering: certified loggers (UT)	1	0	\$289.08	\$0.00	\$289.08
Dinner theater--all other employees--theater payroll greater than 50%	11	0	\$0.00	\$0.00	\$0.00
Can mfg.	5	0	\$0.00	\$0.00	\$0.00
Dairy farm operation--& drivers	6	0	\$0.00	\$0.00	\$0.00
Appliance glass mfg.--used in microwave ovens, display panels and video games	1	0	\$0.00	\$0.00	\$0.00
Scaffolding—delivery of materials only—no installation, repair or removal—all employees & drivers (AK, FL, LA)	6	0	\$257.88	\$0.00	\$257.88

	Files with Awards		Compensation	Cost Of Living	Total
	Entered	Terminated			
Chemical mfg. NOC--all operations & drivers	4	0	\$0.00	\$0.00	\$0.00
Binocular mfg.	2	0	\$0.00	\$0.00	\$0.00
Printing operation (CA)	1	0	\$0.00	\$0.00	\$0.00
Dry cleaning and laundry store--retail--& route supervisors, drivers	7	0	\$2,685.72	\$0.00	\$2,685.72
Brewery & drivers	1	0	\$62.79	\$0.00	\$62.79
Drainage or irrigation system construction & drivers	2	0	\$0.00	\$0.00	\$0.00
School bus contractor--including incidental charter service: all other employees & drivers (MD, NH)	12	0	\$0.00	\$0.00	\$0.00
Fruit farm or orchard--& drivers (NJ)	1	0	\$0.00	\$0.00	\$0.00
Labor union--all employees	3	0	\$0.00	\$0.00	\$0.00
Abrasive paper or cloth preparation	2	0	\$575.58	\$0.00	\$575.58
Casino gambling hotel: all employees & clerical, salespersons, drivers	1	0	\$0.00	\$0.00	\$0.00
Beer or ale dealers--wholesale or combined wholesale and retail (CA)	1	0	\$0.00	\$0.00	\$0.00
Heating and air conditioning duct work--shop & outside--& drivers (VA)	12	0	\$0.00	\$0.00	\$0.00
Cleaning or renovating building exteriors (WI)	1	0	\$0.00	\$0.00	\$0.00
Plumbing--shop and outside (CA)	2	0	\$0.00	\$0.00	\$0.00
Logging or lumbering: log hauling & drivers (OR)	1	0	\$0.00	\$0.00	\$0.00
Sheet metal work--shop only (NY)	1	0	\$0.00	\$0.00	\$0.00
Advertising display installation service	1	0	\$0.00	\$0.00	\$0.00
Farm product--fish hatcheries--& drivers	3	0	\$338.20	\$0.00	\$338.20
Oil still erection or repair	1	0	\$0.00	\$0.00	\$0.00
Highway maintenance--& drivers (MA)	5	0	\$0.00	\$0.00	\$0.00

	Files with Awards		Compensation	Cost Of Living	Total
	Entered	Terminated			
Anodizing metal articles	3	0	\$0.00	\$0.00	\$0.00
Alligator exhibition--& drivers	4	0	\$0.00	\$0.00	\$0.00
College--non-professional employees & drivers (NJ)	1	0	\$0.00	\$0.00	\$0.00
Paperhanging & drivers	1	0	\$0.00	\$0.00	\$0.00
Stores--books--retail (CA)	1	0	\$300.00	\$0.00	\$300.00
Carpet, rug or upholstery cleaning--shop or outside--& route salespersons, drivers (NY)	1	0	\$0.00	\$0.00	\$0.00
Stores--floor covering--wholesale or retail--carpet, rugs, vinyl or linoleum--including showroom sales (CA)	1	0	\$0.00	\$0.00	\$0.00
Kaolin milling & drivers (GA, SC)	1	0	\$259.08	\$0.00	\$259.08
Dinner theater--players, entertainers--theater payroll greater than 50%	16	0	\$2,924.45	\$0.00	\$2,924.45
Box or case lining mfg.--from waterproof paper for export packing	2	0	\$0.00	\$0.00	\$0.00
Gas company: gas works & salespersons, drivers (AL, GA, TN)	3	0	\$0.00	\$0.00	\$0.00
Christmas tree farm & drivers (MT)	1	0	\$0.00	\$0.00	\$0.00
Logging equipment maintenance & repair (AK, MT, OR)	1	0	\$0.00	\$0.00	\$0.00
Carbon paper mfg. (NJ, NY)	1	0	\$0.00	\$0.00	\$0.00
Acetylene gas mfg. & drivers	2	0	\$0.00	\$0.00	\$0.00
Mercerizing yarn	1	0	\$0.00	\$0.00	\$0.00
Bauxite grinding--& drivers	1	0	\$0.00	\$0.00	\$0.00
Bakery retail--all operations (MT)	3	0	\$0.00	\$0.00	\$0.00
Quick printing--copying or duplication service--all employees & clerical, salespersons, drivers	1	0	\$0.00	\$0.00	\$0.00
Insurance companies--all employees--including clerical office employees and salespersons (CA)	8	0	\$0.00	\$0.00	\$0.00
Stores: hardware store--retail (NY)	3	0	\$0.00	\$0.00	\$0.00

	Files with Awards		Compensation	Cost Of Living	Total
	Entered	Terminated			
Breakwater or jetty construction--all operations to completion & drivers	1	0	\$0.00	\$0.00	\$0.00
Automobile sales or service agency--& parts, service department employees, drivers (NJ)	2	0	\$0.00	\$0.00	\$0.00
Alligator farms--& drivers	1	0	\$457.14	\$0.00	\$457.14
Stores--furniture--inside sales employees (CT, LA, RI)	1	0	\$0.00	\$0.00	\$0.00
Swimming pool construction--not iron or steel--& drivers	2	0	\$0.00	\$0.00	\$0.00
Automobile engine mfg.	1	0	\$0.00	\$0.00	\$0.00
Trucking: mechanics and garage employees (MO, NM, SD)	3	0	\$0.00	\$0.00	\$0.00
Clay or shale digging & drivers	3	0	\$840.00	\$0.00	\$840.00
First aid rescue squad--volunteer & drivers (NJ)	1	0	\$0.00	\$0.00	\$0.00
Cottonseed oil refining	1	0	\$0.00	\$0.00	\$0.00
Oil or gas well supplies or equipment dealers--secondhand (CA)	1	0	\$0.00	\$0.00	\$0.00
Firefighters--medical only & drivers (IN)	1	0	\$0.00	\$0.00	\$0.00
Residential care facilities for adults--NOC--all employees (CA)	1	0	\$210.25	\$0.00	\$210.25
Clerical office employees NOC: Coverage I (MA)	1	0	\$0.00	\$0.00	\$0.00
Corn detasselling--& drivers (MA)	5	0	\$0.00	\$0.00	\$0.00
Aircraft or helicopter operation: patrol, photography mapping or survey work: flying crew (AK)	1	0	\$0.00	\$0.00	\$0.00
Feed, hay or grain dealer & local managers, drivers	1	0	\$0.00	\$0.00	\$0.00
Hardwood floor laying (CA)	1	0	\$0.00	\$0.00	\$0.00
Ready mixed concrete dealer & drivers (NM, NC)	1	0	\$0.00	\$0.00	\$0.00
Cable TV or telephone line installation--contractors, service lines and connection and drivers	6	0	\$400.00	\$0.00	\$400.00

	Files with Awards		Compensation	Cost Of Living	Total
	Entered	Terminated			
Limousine company--non-scheduled & drivers--all other than garage employees	24	0	\$3,529.54	\$0.00	\$3,529.54
Gas or oil lease operator--natural gas--all operations & drivers	2	0	\$0.00	\$0.00	\$0.00
Door, sash or assembled millwork mfg. & drivers (NY)	1	0	\$358.17	\$0.00	\$358.17
Tobacco rehandling or warehousing	1	0	\$0.00	\$0.00	\$0.00
Baby carriage mfg.	1	0	\$0.00	\$0.00	\$0.00
Automobile radiator mfg.	1	0	\$6,962.10	\$0.00	\$6,962.10
Sewing machine mfg. (IL, NJ, NY, RI)	1	0	\$0.00	\$0.00	\$0.00
Corrugated or fiberboard container mfg.	2	0	\$0.00	\$0.00	\$0.00
Axle grease mfg.	1	0	\$0.00	\$0.00	\$0.00
Equipment or machinery rental yards--not dealers in new or used equipment--all employees--including counterpersons (CA)	4	0	\$0.00	\$0.00	\$0.00
Gasoline recovery & drivers	3	0	\$0.00	\$0.00	\$0.00
Iron or steel erection--construction of dwellings not over two stories in height	1	0	\$0.00	\$0.00	\$0.00
Trucking--mail, parcel or package delivery--under contract with the U.S. Postal Service--all employees & drivers	6	0	\$2,263.69	\$0.00	\$2,263.69
Retirement living centers: food service employees	9	0	\$301.12	\$0.00	\$301.12
Foundry--malleable iron (WI)	5	0	\$0.00	\$0.00	\$0.00
Meat slicers or grinders--service or repair	11	0	\$1,108.83	\$0.00	\$1,108.83
Chain mfg.--forged	1	0	\$0.00	\$0.00	\$0.00
Concrete or cement work (CA)	3	0	\$25.00	\$0.00	\$25.00
Alternator mfg.	1	0	\$0.00	\$0.00	\$0.00
Carpentry--construction or remodeling of detached private residences for occupancy by one or two families (CA)	2	0	\$0.00	\$0.00	\$0.00
Cattle dealer & salespersons, drivers	2	0	\$245.14	\$0.00	\$245.14

	Files with Awards		Compensation	Cost Of Living	Total
	Entered	Terminated			
Awning or tent mfg.--shop (MA, SC, VA)	3	0	\$2,695.59	\$0.00	\$2,695.59
Gas or oil lease work NOC--natural gas--by contractor--& drivers	4	0	\$2,266.00	\$0.00	\$2,266.00
Electric lighting fixture mfg.: all other operations (NY)	2	0	\$0.00	\$0.00	\$0.00
Detective agency--& drivers (NJ)	12	0	\$0.00	\$0.00	\$0.00
Automobile, bus, truck or trailer body mfg.: die-pressed steel	3	0	\$0.00	\$0.00	\$0.00
Iron or steel mfg.--steelmaking & drivers	12	0	\$0.00	\$0.00	\$0.00
Mortgage brokers--all employees--including clerical office employees and salespersons (CA)	1	0	\$0.00	\$0.00	\$0.00
Laundry, dry cleaning or dyeing NOC & route supervisors, drivers (AK)	1	0	\$0.00	\$0.00	\$0.00
Toll road operation--& clerical, salespersons & drivers (NJ)	2	0	\$0.00	\$0.00	\$0.00
Butter or cheese mfg. & route supervisors, drivers	4	0	\$0.00	\$0.00	\$0.00
Aircraft or helicopter operation--ticket sellers and information clerks at airports or heliports (AK)	1	0	\$600.00	\$0.00	\$600.00
Dog kennel or dog breeding & drivers (premium basis shall not include board, lodging or gratuities) (NJ)	2	0	\$0.00	\$0.00	\$0.00
Trucking parcels or packages--home delivery from retail stores--& drivers (NY)	3	0	\$0.00	\$0.00	\$0.00
Logging or tree removal--certified mechanical loggers (ME, NH)	1	0	\$0.00	\$0.00	\$0.00
Airplane wheel mfg.	1	0	\$0.00	\$0.00	\$0.00
Dry dock building--floating--iron or steel--U.S. Act--& drivers (MA)	2	0	\$0.00	\$0.00	\$0.00
Metal scrap dealer & drivers	2	0	\$210.25	\$0.00	\$210.25
Stores--videotape--rental or sale--retail (CA)	1	0	\$0.00	\$0.00	\$0.00

	Files with Awards		Compensation	Cost Of Living	Total
	Entered	Terminated			
Cosmetic, personal care or perfumery products mfg.--production or packaging--not manufacturing ingredients (CA)	1	0	\$0.00	\$0.00	\$0.00
Demolition operations--underwater: coverage under Admiralty Law: Coverage I (MA)	1	0	\$0.00	\$0.00	\$0.00
Accounting firm--all employees & clerical messengers, drivers--NPD (NJ)	1	0	\$0.00	\$0.00	\$0.00
Cable or wire rope mfg.--iron or steel (MA)	1	0	\$0.00	\$0.00	\$0.00
Newspaper operation: publishing (OK)	1	0	\$0.00	\$0.00	\$0.00
Fertilizer mfg. & drivers	2	0	\$0.00	\$0.00	\$0.00
Cable television companies--all employees--including operation, maintenance, extension of lines and making service connections--including shop (CA)	1	0	\$0.00	\$0.00	\$0.00
Barrel stock mfg. (KY, MA)	1	0	\$0.00	\$0.00	\$0.00
Ice mfg. or distribution & drivers	2	0	\$0.00	\$0.00	\$0.00
Automobile or automobile truck repair shops or garages--no retail gasoline sales--all employees--including estimators, service writers and customer service representatives--NOC (CA)/	1	0	\$0.00	\$0.00	\$0.00
Caulking compound mfg.	1	0	\$304.78	\$0.00	\$304.78
Newspaper, magazine or book publishing--no printing--editing, designing, proofreading, and photographic composing--including clerical office employees (CA)/	2	0	\$0.00	\$0.00	\$0.00
Aircraft or helicopter air carrier--commuter--& drivers. All other than flying crew (AR, AZ, LA, MA, MD, ME, MO, NM, NY, TN)	7	0	\$0.00	\$0.00	\$0.00
Automobile body mfg.--truck, trailer or bus bodies (CA)	2	0	\$0.00	\$0.00	\$0.00

	Files with Awards		Compensation	Cost Of Living	Total
	Entered	Terminated			
News agent or distributor of magazines or other periodicals--not retail dealer--& salespersons, drivers	2	0	\$0.00	\$0.00	\$0.00
Asbestos--surface mining--& drivers	2	0	\$0.00	\$0.00	\$0.00
Braid or fringe mfg.	2	0	\$270.32	\$0.00	\$270.32
Assay balance mfg.	18	0	\$901.07	\$0.00	\$901.07
Corn detasselling--& drivers	1	0	\$0.00	\$0.00	\$0.00
Video post-production--computer or electronic--all employees--including clerical office employees and salespersons--NPD (CA)	1	0	\$821.65	\$0.00	\$821.65
Concrete or cement distributing towers--installation, repair or removal	7	0	\$200.00	\$0.00	\$200.00
Aerial photographer--ground laboratory employees--& drivers	2	0	\$2,398.46	\$0.00	\$2,398.46
Advertising co. away from shop & drivers	3	0	\$68.57	\$0.00	\$68.57
Highway sign erection (MA, MT)	1	0	\$0.00	\$0.00	\$0.00
Bus co.--franchised or chartered--& drivers (NJ)	1	0	\$0.00	\$0.00	\$0.00
Wood products mfg.--NOC (CA)	4	0	\$0.00	\$0.00	\$0.00
Antennae installation--microwave, on towers	2	0	\$0.00	\$0.00	\$0.00
Boiler mfg.--cast iron for heating purposes	1	0	\$0.00	\$0.00	\$0.00
Air conditioning and refrigeration equipment mfg. (CA)	5	0	\$0.00	\$0.00	\$0.00
Oil or gas well--installation or recovery of casings & drivers	1	0	\$0.00	\$0.00	\$0.00
Boatbuilding or repair & drivers--coverage under the State Act	1	0	\$515.76	\$0.00	\$515.76
Credit unions--all employees--including clerical office employees and salespersons (CA)	16	0	\$315.97	\$0.00	\$315.97
Cleaning or dyeing & route supervisors, drivers	2	0	\$2,858.90	\$0.00	\$2,858.90
Automatic screw machine products mfg.	2	0	\$853.44	\$0.00	\$853.44

	Files with Awards		Compensation	Cost Of Living	Total
	Entered	Terminated			
Bark peeling in paper mills--chemical process	6	0	\$702.26	\$0.00	\$702.26
Cookie mfg.--no on-premises consumption	7	0	\$715.28	\$0.00	\$715.28
Duplication and replication service of prerecorded audio, video or data	1	0	\$0.00	\$0.00	\$0.00
Janitorial services--by contractors (CA)	2	0	\$0.00	\$0.00	\$0.00
USL&HW stevedoring supervisors, shipping line tally workers, and port employees--no handling of materials, no stevedoring, loading or unloading of vessels (OH)/	1	0	\$0.00	\$0.00	\$0.00
Aluminum windows or doors--not storm--installation	8	0	\$689.81	\$0.00	\$689.81
Store: grocery convenience--retail (FL, GA, MO, TN)	9	0	\$210.25	\$0.00	\$210.25
Box spring or mattress mfg.	1	0	\$0.00	\$0.00	\$0.00
Aircraft landing mats mfg.--by welding & drivers	9	0	\$0.00	\$0.00	\$0.00
Steamship line or agency--port employees: tallymen, checking clerks or employees engaged in mending or repacking of damaged containers (NJ)	2	0	\$0.00	\$0.00	\$0.00
Greeting card dealer--wholesale (NY)	1	0	\$0.00	\$0.00	\$0.00
Bathtub mfg.--enameled iron	6	0	\$0.00	\$0.00	\$0.00
Building raising or moving	1	0	\$0.00	\$0.00	\$0.00
Sheet metal work--erection, installation or repair--shop and outside (CA)	1	0	\$0.00	\$0.00	\$0.00
Salespersons, collectors or messengers outside--Program II--State Act	3	0	\$0.00	\$0.00	\$0.00
Aluminum coating of steel wire	2	0	\$0.00	\$0.00	\$0.00
Store: department--retail	84	0	\$1,732.78	\$0.00	\$1,732.78
Refractory products mfg.--all employees & drivers (MO)	1	0	\$121.90	\$0.00	\$121.90
Iron or steel mfg.: doubling process--& drivers	2	0	\$800.04	\$0.00	\$800.04

	Files with Awards		Compensation	Cost Of Living	Total
	Entered	Terminated			
Advertising display service & drivers	7	0	\$0.00	\$0.00	\$0.00
Board installation--chalk, bulletin or cork	7	0	\$250.93	\$0.00	\$250.93
Ball or roller bearing mfg.	6	0	\$0.00	\$0.00	\$0.00
Cable TV--clerical office employees	3	0	\$0.00	\$0.00	\$0.00
Faucet mfg.	1	0	\$75.00	\$0.00	\$75.00
Hauling & stringing of oil or gas pipe lines--& drivers	1	0	\$0.00	\$0.00	\$0.00
Automobile headlight lens mfg.	3	0	\$987.18	\$0.00	\$987.18
Shipbuilding--naval & drivers	3	0	\$0.00	\$0.00	\$0.00
Cable TV or telephone line installation--contractors, service lines and connection--& drivers (MA)	10	0	\$0.00	\$0.00	\$0.00
Institutional employees--hospitals, sanitariums, rest homes or homes for the aged--all employees--including clerical office employees and salespersons--not jail or prison employees (CA)/	2	0	\$0.00	\$0.00	\$0.00
Sheet metal products mfg.	1	0	\$0.00	\$0.00	\$0.00
Facade fabrication--metal--& drivers	2	0	\$223.14	\$0.00	\$223.14
Bolt or nut mfg.	2	0	\$0.00	\$0.00	\$0.00
Acoustical ceiling installation	1	0	\$0.00	\$0.00	\$0.00
Electric light or power line clearing of new right-of-ways by line contractor--& drivers (clearing of right-of-way performed by contractors also engaged in telephone telegraph or alarm line construction shall be assigned to Code 7601)/	10	0	\$210.25	\$0.00	\$210.25
Fence erection--all types (MA)	6	0	\$286.00	\$0.00	\$286.00
Analytical chemist	17	0	\$521.53	\$0.00	\$521.53
Boatbuilding or repair & drivers--coverage under the Longshore Act	3	0	\$2,141.80	\$0.00	\$2,141.80
Oil analyzing at oil well site in trailers away from well--& drivers	2	0	\$466.00	\$0.00	\$466.00

	Files with Awards		Compensation	Cost Of Living	Total
	Entered	Terminated			
Hunting or fishing guides, including camp or lodge operations--all employees & drivers (AK)	1	0	\$317.00	\$0.00	\$317.00
Police officers--volunteer--& clerical, salespersons (NV)	1	0	\$0.00	\$0.00	\$0.00
Warehouses--self-storage--all other employees--including on-site managers, resident employees and resident clerical office employees (CA)	8	0	\$0.00	\$0.00	\$0.00
Millinery mfg. (NJ, VA)	2	0	\$0.00	\$0.00	\$0.00
Aquarium mfg.--glass	4	0	\$1,228.36	\$0.00	\$1,228.36
Fiber goods mfg.	1	0	\$79.57	\$0.00	\$79.57
Dehydrating meats	26	0	\$0.00	\$0.00	\$0.00
Carpentry (CA)	3	0	\$250.00	\$0.00	\$250.00
Stores--office supplies and stationery--including incidental sale of office machines or office furniture--wholesale or retail (CA)	2	0	\$0.00	\$0.00	\$0.00
Banks--all employees--including appraisers, bank guards and attendants, field auditors, office machine repair, clerical office employees and salespersons (CA)/	21	0	\$0.00	\$0.00	\$0.00
Laundry--self-service--& clerical, salespersons & drivers (NJ)	3	0	\$0.00	\$0.00	\$0.00
Amusement device operator, carnival or circus--traveling--all employees & drivers	19	0	\$11,427.68	\$0.00	\$11,427.68
Painting, decorating or paper hanging (CA)	1	0	\$621.71	\$0.00	\$621.71
County forestry horticultural operations--all operations & drivers (WI)	5	0	\$0.00	\$0.00	\$0.00
Store: five and ten cent (MA, NJ, SC, VA)	2	0	\$275.00	\$0.00	\$275.00
Drug, medicine or pharmaceutical preparation mfg. & includes mfg. of ingredients	4	0	\$2,772.80	\$0.00	\$2,772.80
Boiler inspection (NY)	3	0	\$0.00	\$0.00	\$0.00
Artificial teeth mfg.	3	0	\$0.00	\$0.00	\$0.00

	Files with Awards		Compensation	Cost Of Living	Total
	Entered	Terminated			
Breakwater construction--consisting wholly of pile driving	3	0	\$298.68	\$0.00	\$298.68
Alfalfa dehydrating or milling	1	0	\$1,682.00	\$0.00	\$1,682.00
Logging or tree removal—log hauling & drivers	1	0	\$0.00	\$0.00	\$0.00
Field bonded warehousing--all employees & clerical (MA, NC)	2	0	\$0.00	\$0.00	\$0.00
Sausage casing mfg.--wholesale--no cleaning other than washing (MA)	1	0	\$0.00	\$0.00	\$0.00
Mailing or addressing company or letter service shop-clerical staff	1	0	\$100.00	\$0.00	\$100.00
Clubs--gaming--all employees--including restaurant or tavern employees (CA)	4	0	\$0.00	\$0.00	\$0.00
Pipe mfg.--plastic, extrusion method	8	0	\$0.00	\$0.00	\$0.00
Electric light or power line construction--REA--project only & drivers (NC)	2	0	\$930.24	\$0.00	\$930.24
Excavation--NOC (CA)	1	0	\$0.00	\$0.00	\$0.00
Exercise or health institute (NY)	1	0	\$0.00	\$0.00	\$0.00
Civil defense workers and volunteer rescue squads--including members serving as auxiliary police officers at emergencies (WI)	8	0	\$838.65	\$0.00	\$838.65
Christmas tree harvesting exclusively--& drivers	12	0	\$5,135.66	\$0.00	\$5,135.66
Explosives or ammunition mfg.--bag loading--propellant charges--& drivers	1	0	\$0.00	\$0.00	\$0.00
Biomedical research laboratories--including outside operations (MA)	6	0	\$0.00	\$0.00	\$0.00
Cold storage locker--frozen foods	2	0	\$0.00	\$0.00	\$0.00
Stores--computer--wholesale or retail--including outside salespersons (CA)	2	0	\$0.00	\$0.00	\$0.00
Cranberry growers	1	0	\$0.00	\$0.00	\$0.00
Social services organization—all employees & salespersons, drivers	2	0	\$0.00	\$0.00	\$0.00

	Files with Awards		Compensation	Cost Of Living	Total
	Entered	Terminated			
Church--clergyman, rabbi or lay reader--elective coverage (NV)	1	0	\$0.00	\$0.00	\$0.00
Gas company--natural--local distribution & drivers	3	0	\$0.00	\$0.00	\$0.00
Metal building erection--prefabricated & drivers (IL, TN)	1	0	\$407.58	\$0.00	\$407.58
Medical instrument mfg.--electronic--diagnostic or treatment (CA)	1	0	\$0.00	\$0.00	\$0.00
Automobile accelerator assembly mfg.	8	0	\$0.00	\$0.00	\$0.00
Automobile parking lot & drivers	6	0	\$600.00	\$0.00	\$600.00
Salvage operations & incidental wrecking (NY)	1	0	\$1,068.50	\$0.00	\$1,068.50
Bottle dealer--used--& drivers	2	0	\$0.00	\$0.00	\$0.00
Freight handlers NOC (NY)	2	0	\$401.33	\$0.00	\$401.33
Lime mfg.	2	0	\$0.00	\$0.00	\$0.00
Domestic workers--residences--part-time	2	0	\$0.00	\$0.00	\$0.00
Bottling--beverages--no spirituous liquors (CA)	1	0	\$270.86	\$0.00	\$270.86
Banks and trust companies: cafeteria or restaurant employees (MA, OR)	8	0	\$0.00	\$0.00	\$0.00
Auxiliary and reserve police--all employees & drivers (VA)	1	0	\$0.00	\$0.00	\$0.00
Boiler inspection	3	0	\$0.00	\$0.00	\$0.00
Paper coating	2	0	\$0.00	\$0.00	\$0.00
Longshoremen and harbor workers when there is concurrent jurisdiction with the Longshore and Harbor Workers Act (OH)	1	0	\$0.00	\$0.00	\$0.00
Dentists and dental surgeons--all employees--including clerical office employees--NPD (CA)	1	0	\$0.00	\$0.00	\$0.00
Clerical telecommuter employees	1	0	\$0.00	\$0.00	\$0.00
Acoustical material installation & drivers	10	0	\$0.00	\$0.00	\$0.00
Bar or cereal mfg.	1	0	\$0.00	\$0.00	\$0.00
Engine mfg. NOC	2	0	\$0.00	\$0.00	\$0.00
Sugar cane milling--all operations (LA)	1	0	\$0.00	\$0.00	\$0.00

	Files with Awards		Compensation	Cost Of Living	Total
	Entered	Terminated			
Domestic service workers—inside—physical assistance—consumer directed programs (NM)	1	0	\$0.00	\$0.00	\$0.00
School: cafeteria & kitchen employees (OR)	2	0	\$0.00	\$0.00	\$0.00
Fire fighters--not volunteers--including all employees of fire department (CA)	2	0	\$0.00	\$0.00	\$0.00
Oil or gas burner installation service or repair & shop, drivers (NY)	5	0	\$0.00	\$0.00	\$0.00
Boy and girl scout councils--day camp operations--professional employees	3	0	\$330.56	\$0.00	\$330.56
Real estate appraisal company--outside employees	2	0	\$0.00	\$0.00	\$0.00
Oil or gas pipeline construction & drivers	6	0	\$3,297.67	\$0.00	\$3,297.67
Trucking NOC--garage, dock and ware-house employees of trucking firms (OR)	2	0	\$733.80	\$0.00	\$733.80
Box mfg.--folding paper--NOC	5	0	\$0.00	\$0.00	\$0.00
Bridge or vehicular tunnel operation & drivers	3	0	\$0.00	\$0.00	\$0.00
Appliance glass mfg.--used in microwave ovens, display panels and video games (MA)	1	0	\$478.02	\$0.00	\$478.02
Coin dealer	12	0	\$0.00	\$0.00	\$0.00
Bell installation--tower--& drivers	3	0	\$0.00	\$0.00	\$0.00
Sanitary companies--firms engaged in the cleaning of septic tanks, cesspools and chemical portable toilets--all employees (CA)	1	0	\$0.00	\$0.00	\$0.00
Electric motor mfg. or repair (CA)	1	0	\$0.00	\$0.00	\$0.00
Building operation NOC--dwelling or combined dwelling and commercial occupancy (NY)	1	0	\$0.00	\$0.00	\$0.00
Plastic goods mfg.--NOC (CA)	2	0	\$0.00	\$0.00	\$0.00
Blueprint paper mfg.	2	0	\$0.00	\$0.00	\$0.00

	Files with Awards		Compensation	Cost Of Living	Total
	Entered	Terminated			
Rofer: shingle applicators on new residential construction of detached private residences--all operations & drivers (WI)	2	0	\$0.00	\$0.00	\$0.00
Vegetable packing & drivers	1	0	\$0.00	\$0.00	\$0.00
Aviation—aerial fire fighting—flying crew	3	0	\$0.00	\$0.00	\$0.00
Railroad operation--handling of terminal freight by contractors & stevedores, checkers, drivers (NJ)	4	0	\$0.00	\$0.00	\$0.00
Truck or trailer body repair shop--all employees & parts department employees, drivers (AL, CT)	4	0	\$0.00	\$0.00	\$0.00
Cod liver oil mfg.--& drivers	18	0	\$0.00	\$0.00	\$0.00
Nail, tack or rivet mfg.--cold or hot work (CA)	1	0	\$0.00	\$0.00	\$0.00
Glass yarn weaving	3	0	\$0.00	\$0.00	\$0.00
Box or box shook mfg.--wooden	3	0	\$410.82	\$0.00	\$410.82
Total:	13011	2304	\$842,284.68	\$0.00	\$842,284.68
Nature Of Injury					
Laceration	1994	443	\$54,233.73	\$0.00	\$54,233.73
Angina Pectoris	8	0	\$0.00	\$0.00	\$0.00
Mental Stress	34	2	\$302.64	\$0.00	\$302.64
No Physical Injury	177	48	\$2,774.98	\$0.00	\$2,774.98
Heat Prostration	3	0	\$0.00	\$0.00	\$0.00
Loss of Hearing	4	1	\$0.00	\$0.00	\$0.00
Crushing	110	16	\$12,866.20	\$0.00	\$12,866.20
Asbestosis	5	0	\$0.00	\$0.00	\$0.00
Sprain or Tear	1652	226	\$119,972.09	\$0.00	\$119,972.09
Multiple Physical Injuries Only	234	46	\$25,994.22	\$0.00	\$25,994.22
Foreign Body	264	77	\$2,375.69	\$0.00	\$2,375.69
All Other Specific Injuries, NOC	688	144	\$49,140.92	\$0.00	\$49,140.92
Dislocation	78	5	\$19,191.17	\$0.00	\$19,191.17
Puncture	487	195	\$13,064.59	\$0.00	\$13,064.59
Enucleation	1	0	\$255.47	\$0.00	\$255.47
Dematitis	43	6	\$139.48	\$0.00	\$139.48
Hernia	63	3	\$10,791.81	\$0.00	\$10,791.81
Vascular	2	0	\$0.00	\$0.00	\$0.00

	Files with Awards		Compensation	Cost Of Living	Total
	Entered	Terminated			
Vision Loss	5	2	\$0.00	\$0.00	\$0.00
Infection	59	12	\$592.81	\$0.00	\$592.81
Carpal Tunnel Syndrome	16	1	\$0.00	\$0.00	\$0.00
Freezing	3	2	\$0.00	\$0.00	\$0.00
Inflammation	405	67	\$19,901.11	\$0.00	\$19,901.11
Fracture	770	54	\$156,406.42	\$0.00	\$156,406.42
Strain or Tear	3009	415	\$246,784.15	\$0.00	\$246,784.15
Myocardial Infarction	22	1	\$1,201.45	\$0.00	\$1,201.45
Hearing Loss or Impairment	10	3	\$0.00	\$0.00	\$0.00
Concussion	69	10	\$1,872.57	\$0.00	\$1,872.57
Black Lung	3	0	\$0.00	\$0.00	\$0.00
Cancer	2	0	\$0.00	\$0.00	\$0.00
Poisoning - General (Not OD or Cumulative Injury)	17	2	\$0.00	\$0.00	\$0.00
Burn	243	41	\$8,286.78	\$0.00	\$8,286.78
Severance	17	0	\$1,179.56	\$0.00	\$1,179.56
Poisoning - Chemical, (Other Than Metals)	16	1	\$213.34	\$0.00	\$213.34
Rupture	23	1	\$8,424.06	\$0.00	\$8,424.06
Multiple Injuries Including Both Physical and Pathological	9	1	\$489.03	\$0.00	\$489.03
Syncope	31	7	\$0.00	\$0.00	\$0.00
Contagious Disease	35	4	\$0.00	\$0.00	\$0.00
All Other Occupational Disease Injury, NOC	43	8	\$3,582.29	\$0.00	\$3,582.29
Mental Disorder	3	0	\$0.00	\$0.00	\$0.00
All Other Cumulative Injury, NOC	32	15	\$0.00	\$0.00	\$0.00
Electric Shock	18	4	\$0.00	\$0.00	\$0.00
Respiratory Disorders	48	4	\$210.25	\$0.00	\$210.25
Amputation	20	3	\$4,363.14	\$0.00	\$4,363.14
VDT - Related Diseases	1	0	\$0.00	\$0.00	\$0.00
Contusion	2248	434	\$77,674.73	\$0.00	\$77,674.73
Dust Disease, NOC	4	1	\$0.00	\$0.00	\$0.00
Total:	13028	2305	\$842,284.68	\$0.00	\$842,284.68

Medical Payments

Accident Type	Files With Medical Payments	Total Payments to Physicians	Total Hospital Costs	Total Other Medical	Total Pharmaceutical Costs	Total Physical Therapy Costs	Total Chiropractic Expenses	Totals
Absorption, Ingestion or Inhalation, NOC	3	\$349.00	\$1,070.00	\$30.00				\$1,449.00
Caught In, Under or Between - Machine or Machinery	3	\$3,794.00		\$63.00				\$3,857.00
Caught In, Under or Between - Object Handled	7	\$1,763.00	\$2,074.00	\$54.00	\$19.00			\$3,910.00
Caught In, Under or Between, NOC	29	\$9,178.00	\$7,985.00	\$444.00	\$8.00	\$1,108.00	\$83.00	\$18,806.00
Collision or Sideswipe With Another Vehicle	16	\$6,471.00	\$4,616.00	\$15,698.00	\$235.00	\$1,405.00		\$28,426.00
Collision with a Fixed Object	7	\$1,351.00	\$3,387.00	\$21.00				\$4,759.00
Contact With - Electrical Current	3	\$299.00	\$1,792.00	\$186.00				\$2,277.00

Contact With - Hot Objects or Substances	2	\$1,855.00	\$20,539.00					\$22,394.00
Contact With - Steam or Hot Fluids	1	\$63.00	\$2,455.00					\$2,519.00
Contact With, NOC	6	\$1,280.00	\$591.00	\$429.00				\$2,299.00
Cut, Puncture, Scrape Injured By Broken Glass	4	\$584.00		\$83.00				\$667.00
Cut, Puncture, Scrape Injured By Hand Tool, Utensil; Not Powered	14	\$4,667.00	\$5,984.00	\$305.00	\$66.00			\$11,022.00
Cut, Puncture, Scrape Injured By Object Being Lifted or Handled	13	\$3,675.00	\$4,349.00	\$70.00		\$306.00		\$8,400.00
Cut, Puncture, Scrape Injured By Powered Hand Tool, Appliance	3	\$891.00	\$15,438.00					\$16,329.00
Cut, Puncture, Scrape, NOC	12	\$2,415.00	\$5,986.00	\$8.00				\$8,408.00
Fall, Slip or Trip Injury From Different Level (Elevation)	28	\$10,400.00	\$14,989.00	\$7,950.00	\$115.00	\$1,570.00	\$12.00	\$35,035.00

Fall, Slip or Trip Injury From Ladder or Scaffolding	9	\$5,167.00	\$1,141.00	\$2,432.00	\$71.00	\$82.00		\$8,894.00
Fall, Slip or Trip Injury From Liquid or Grease Spills	13	\$4,361.00	\$5,473.00	\$555.00	\$185.00	\$864.00		\$11,439.00
Fall, Slip or Trip Injury Into Openings	3	\$3,960.00			\$26.00	\$185.00		\$4,171.00
Fall, Slip or Trip Injury On Ice or Snow	1	\$252.00	\$817.00	\$31.00				\$1,100.00
Fall, Slip or Trip Injury On Same Level	37	\$18,353.00	\$9,772.00	\$4,441.00	\$146.00	\$197.00	\$67.00	\$32,977.00
Fall, Slip or Trip Injury On Stairs	10	\$1,926.00		\$413.00	\$431.00			\$2,770.00
Fall, Slip or Trip, NOC	24	\$27,702.00	\$11,769.00	\$2,038.00	\$368.00	\$2,868.00		\$44,745.00
Foreign Matter (Body) in Eye(s)	9	\$1,559.00	\$4,265.00	\$35.00	\$211.00			\$6,070.00
Motor Vehicle, NOC	5	\$975.00	\$5,417.00	\$97.00				\$6,489.00
Other - Miscellaneous, NOC	20	\$4,671.00	\$8,225.00	\$1,589.00	\$192.00	\$1,954.00	\$27.00	\$16,658.00
Other Than Physical Cause of Injury	2	\$567.00	\$3,350.00					\$3,917.00

Person in Act of a Crime	16	\$2,816.00	\$4,114.00	\$2,246.00				\$9,176.00
Rubbed or Abraded, NOC	1	\$304.00						\$304.00
Slip, or Trip, Did Not Fall	5	\$933.00	\$6,282.00	\$30.00	\$24.00			\$7,268.00
Strain or Injury By Holding or Carrying	12	\$2,497.00	\$1,110.00	\$5,047.00	\$38.00			\$8,692.00
Strain or Injury By Jumping or Leaping	5	\$2,145.00	\$3,534.00	\$3,392.00				\$9,071.00
Strain or Injury By Lifting	50	\$18,362.00	\$9,439.00	\$4,726.00	\$601.00	\$7,363.00	\$269.00	\$40,761.00
Strain or Injury By Pushing or Pulling	30	\$10,971.00	\$13,316.00	\$384.00	\$480.00	\$3,321.00		\$28,472.00
Strain or Injury By Reaching	5	\$2,243.00	\$1,960.00		\$33.00	\$964.00		\$5,199.00
Strain or Injury By Repetitive Motion	1			\$36.00				\$36.00
Strain or Injury By Twisting	14	\$3,954.00	\$11,068.00	\$2,425.00		\$5,016.00		\$22,463.00
Strain or Injury By Using Tool or Machinery	1	\$145.00						\$145.00
Strain or Injury By, NOC	13	\$3,328.00	\$4,110.00	\$1,081.00	\$36.00	\$1,397.00		\$9,952.00
Striking Against or Stepping on Moving Part of	1	\$1,899.00		\$200.00				\$2,099.00

Machine								
Striking Against or Stepping on Object Being Lifted or Handled	7	\$885.00	\$949.00	\$188.00				\$2,021.00
Striking Against or Stepping on Stationary Object	7	\$1,426.00		\$686.00	\$14.00		\$1,166.00	\$3,292.00
Striking Against or Stepping on, NOC	3	\$701.00	\$1,476.00					\$2,177.00
Struck or Injured Animal or Insect	10	\$1,818.00	\$8,224.00	\$80.00	\$105.00	\$559.00		\$10,786.00
Struck or Injured By Falling or Flying Object	21	\$10,393.00	\$3,235.00	\$4,090.00	\$45.00	\$433.00	\$69.00	\$18,264.00
Struck or Injured By Fellow Worker, Patient or Other Person	35	\$6,291.00	\$7,431.00	\$2,011.00	\$95.00	\$454.00		\$16,281.00
Struck or Injured Hand Tool or Machine in Use	3	\$2,285.00	\$6,553.00	\$710.00			\$29.00	\$9,577.00
Struck or Injured Motor Vehicle	7	\$1,880.00	\$3,335.00	\$326.00		\$420.00		\$5,960.00

Struck or Injured Moving Parts of Machine	3	\$467.00		\$76.00	\$65.00	\$432.00		\$1,039.00
Struck or Injured Object Being Lifted or Handled	11	\$6,068.00	\$1,877.00		\$94.00	\$1,083.00		\$9,121.00
Struck or Injured Object Handled By Others	7	\$4,129.00	\$1,193.00	\$417.00	\$67.00			\$5,807.00
Struck or Injured, NOC	27	\$5,931.00	\$16,266.00	\$2,680.00	\$13.00			\$24,890.00
Vehicle Upset	3	\$2,261.00	\$1,050.00	\$846.00	\$107.00			\$4,265.00
Total	582	\$212,660.00	\$248,006.00	\$68,649.00	\$3,890.00	\$31,981.00	\$1,722.00	\$566,905.00

Manual Classification	Files With Medical Payments	Total Payments to Physicians	Total Hospital Costs	Total Other Medical	Total Pharmaceutical Costs	Total Physical Therapy Costs	Total Chiropractic Expenses	Totals
Acetylene gas machine installation & drivers	3	\$2,295.00	\$1,724.00			\$570.00		\$4,589.00
Adding machine mfg. (MA)	1	\$455.00	\$1,129.00	\$320.00	\$50.00			\$1,954.00
Adjustment training centers--all other employees	65	\$13,264.00	\$15,968.00	\$1,129.00	\$14.00	\$1,976.00		\$32,351.00

Adult day care center--all other employees (MA)	39	\$10,583.00	\$12,056.00	\$3,422.00	\$156.00	\$1,373.00		\$27,591.00
Adult day care center--professional employees (MA)	88	\$16,811.00	\$28,902.00	\$3,208.00	\$604.00	\$2,763.00		\$52,287.00
Advertising displays mfg.--wooden	2	\$2,666.00		\$63.00	\$36.00			\$2,765.00
Advertising material distribution--mobile & door to door--& drivers	3	\$805.00	\$3,813.00	\$39.00	\$66.00			\$4,723.00
Advertising solicitors	3	\$3,259.00						\$3,259.00
Aerial photographer--ground laboratory employees--& drivers	2	\$441.00						\$441.00
Air conditioning--automobile--installation, service or repair & drivers	14	\$8,436.00	\$5,244.00	\$491.00	\$130.00			\$14,301.00
Air conditioning--non-portable--air flow balancing & testing	1	\$290.00						\$290.00
Air rifle mfg.--metal stamped parts	1	\$856.00		\$163.00	\$23.00			\$1,042.00
Airline or helicopter--ticket sellers away from airport	28	\$8,801.00	\$3,685.00	\$9,052.00	\$136.00	\$2,710.00		\$24,385.00
Airport construction--grading & drivers	2	\$769.00		\$1,642.00	\$71.00	\$82.00		\$2,565.00

Airport runway construction--concrete or cement--& drivers	6	\$1,067.00		\$82.00				\$1,149.00
Airport security screening of passengers by contractor--& drivers	80	\$20,885.00	\$42,124.00	\$1,840.00	\$122.00	\$206.00		\$65,176.00
Alcohol mfg.--wood & drivers (MA)	1	\$156.00						\$156.00
Ale bottling--& drivers	2	\$342.00			\$65.00	\$432.00		\$839.00
Alfalfa dehydrating or milling	1	\$637.00		\$28.00	\$15.00			\$679.00
Alternator mfg. (MA)	1	\$238.00						\$238.00
Aluminum siding installation (all types except those eligible for Codes 5645 or 5651)	2	\$2,496.00	\$14,607.00					\$17,103.00
Amusement machines--coin operated, installation, service or repair--& drivers	1	\$711.00						\$711.00
Analytical chemist	2	\$336.00						\$336.00
Apartment property manager and leasing agents (MA)	2	\$89.00	\$1,136.00					\$1,225.00
Apartment property managers and	1			\$10.00				\$10.00

leasing agents								
Artificial turf-- installation only--& drivers	18	\$7,627.00	\$6,167.00	\$358.00		\$185.00		\$14,337.00
Assay balance mfg.	1				\$18.00			\$18.00
Athletic sports or park: contact sports-- players, coaches, managers or umpires	1	\$1,139.00	\$1,784.00	\$2,399.00				\$5,323.00
Audio or intercommunication system installation-- within building (MA)	2	\$620.00		\$1,654.00	\$89.00	\$980.00		\$3,344.00
Automobile body repair	1	\$1,147.00						\$1,147.00
Automobile brake drums-- reconditioning & relining--drums removed from vehicle by others	1	\$2,774.00		\$15.00	\$51.00			\$2,839.00
Automobile haulaway or driveaway--local hauling only--& drivers	2	\$1,578.00		\$16.00	\$28.00			\$1,622.00
Automobile haulaway or driveaway--long distance hauling--& drivers	4	\$1,195.00	\$1,315.00	\$13,518.00		\$425.00	\$1,166.00	\$17,619.00
Automobile headlight lens mfg.	1	\$183.00		\$1,503.00				\$1,686.00

Automobile leasing company--long-term-sales employees	1		\$2,684.00					\$2,684.00
Automobile radiator mfg.	1	\$583.00		\$1,653.00				\$2,236.00
Automobile rental company & drivers. all other than garage employees	6	\$1,126.00	\$3,624.00	\$875.00	\$9.00			\$5,635.00
Automobile, bus, truck or trailer body mfg.: other than die-pressed steel	1		\$1,211.00					\$1,211.00
Aviation—air carrier—scheduled, commuter, or supplemental—flying crew	1	\$347.00				\$418.00		\$765.00
Aviation—All other employees & drivers	1	\$54.00			\$14.00			\$68.00
Awning or tent mfg.-shop (MA, SC, VA)	1				\$26.00			\$26.00
Bakery & drivers, route supervisors	1	\$1,535.00			\$10.00			\$1,544.00
Baking powder mfg.	1		\$1,049.00					\$1,049.00
Barrel stock mfg.	1	\$254.00	\$534.00	\$76.00	\$85.00			\$948.00
Bedding plant growers & drivers (applies only to plants not contemplated by	4	\$220.00	\$1,186.00	\$28.00				\$1,434.00

0035)								
Boarding houses	5	\$1,314.00	\$1,762.00	\$210.00	\$14.00			\$3,300.00
Bowling lane	2	\$1,772.00	\$1,325.00					\$3,098.00
Bowling lane refinishing	1	\$207.00						\$207.00
Braid or fringe mfg.	1	\$2,717.00		\$37.00				\$2,754.00
Building material dealer--yard, warehouse & drivers--all other than store employees	1	\$757.00	\$316.00	\$1.00	\$148.00			\$1,222.00
Bus companies & drivers--all employees other than garage employees	3	\$945.00		\$1,335.00				\$2,281.00
Cable installation & drivers	1	\$188.00						\$188.00
Cable laying--by specialist contractors employing automatic equipment which, in one operation, opens the trench, lays the cable and backfills--& drivers/	1	\$1,113.00			\$136.00			\$1,249.00
Camouflage work--painting--& drivers	2	\$1,973.00	\$589.00					\$2,562.00

Carpet, linoleum, vinyl, asphalt, and rubber floor tile installation	1		\$781.00	\$8.00				\$789.00
Carpet, rug or upholstery cleaning--shop or outside & drivers	1		\$1,216.00		\$211.00			\$1,427.00
Cattle dealer & salespersons, drivers	1	\$511.00		\$80.00	\$62.00			\$653.00
Caulking--with pressure gun	1	\$1,584.00				\$112.00		\$1,696.00
Cement (dry) storage warehouse	1	\$172.00						\$172.00
Cemetery operation & drivers	3	\$834.00		\$579.00	\$105.00			\$1,518.00
Charitable or welfare organization--professional employees & clerical (FL, MO, NV, VA)	1	\$1,600.00	\$4,787.00	\$1,510.00	\$93.00			\$7,990.00
Child day care center--professional employees & clerical (MA)	23	\$11,724.00	\$490.00	\$42.00	\$10.00	\$1,201.00		\$13,467.00
Chimney cleaning--residential--no chimney cleaning above ground level & drivers	6	\$2,263.00			\$246.00	\$1,460.00		\$3,969.00
Chimney construction--one- or two-story residences	1	\$1,230.00						\$1,230.00

Christmas tree harvesting exclusively--& drivers	2	\$860.00	\$1,254.00	\$530.00				\$2,644.00
Cleaning or dyeing & route supervisors, drivers	1	\$1,899.00		\$200.00				\$2,099.00
Cloth sponging, shrinking, inspection or mending	1	\$652.00	\$685.00	\$73.00		\$834.00		\$2,244.00
Concessions--hat or coat checkrooms	7	\$5,274.00	\$673.00	\$2,377.00				\$8,323.00
Contractor--project manager, construction executive, construction manager or construction superintendent	3	\$1,402.00				\$443.00		\$1,845.00
Coppersmith--shop (AK, KY, LA, MA, MT, NH, OR, VA)	2	\$124.00	\$1,453.00		\$246.00			\$1,823.00
County employees NOC	18	\$5,189.00	\$22,199.00	\$116.00	\$107.00	\$282.00		\$27,893.00
Dentist & clerical	2	\$1,431.00	\$264.00	\$2,853.00		\$405.00		\$4,953.00
Domestic workers--residences-full-time	1	\$525.00		\$59.00	\$431.00			\$1,015.00
Doughnut shop—retail	2	\$66.00		\$298.00				\$364.00
Drug, medicine or pharmaceutical preparation mfr. &	1	\$1,926.00		\$44.00				\$1,969.00

includes mfg. of ingredients								
Dry cleaning and laundry store--retail--& route supervisors, drivers	1	\$1,617.00	\$20,539.00					\$22,156.00
Farm machinery dealer--all operations & drivers	2		\$2,665.00					\$2,665.00
Farm product--fish hatcheries--& drivers	1	\$243.00		\$326.00				\$569.00
Fire patrol or protective corps & drivers-volunteer	2	\$1,992.00		\$40.00	\$18.00			\$2,051.00
Flock coating of textiles	1	\$916.00	\$768.00					\$1,684.00
Garbage works	2	\$674.00	\$255.00		\$35.00	\$1,657.00		\$2,620.00
Gas company--natural--local distribution & drivers	1	\$80.00		\$1,329.00				\$1,409.00
Gasoline station--self-service and convenience/grocery--retail	1	\$94.00	\$966.00					\$1,060.00
Heating, ventilation, air-conditioning and refrigeration systems--installation, service and repair, shop, yard & drivers	1		\$1,074.00					\$1,074.00
Homemaker service--physical assistance	1	\$134.00			\$33.00	\$375.00		\$542.00

Hospice service organization	5	\$3,057.00	\$193.00	\$5,014.00				\$8,263.00
Insulation of pipes and boilers--non-asbestos materials	1	\$501.00	\$1,960.00					\$2,462.00
Invalid Code	2	\$348.00			\$35.00	\$219.00		\$602.00
Iron or steel mfg.--steelmaking & drivers	1	\$1,171.00		\$298.00				\$1,468.00
Kaolin milling & drivers (GA, SC)	1	\$683.00	\$455.00	\$105.00				\$1,243.00
Lawn maintenance	2	\$891.00	\$7,461.00	\$429.00				\$8,782.00
Limousine company--non-scheduled & drivers--all other than garage employees	1		\$143.00	\$501.00				\$644.00
Logging or tree removal: mechanized equipment operators	1	\$306.00						\$306.00
Macaroni mfg.	2	\$1,749.00				\$3,995.00		\$5,744.00
Millstone mfg.--& drivers (MA)	1	\$333.00		\$66.00				\$399.00
Partition system installation--stud--& drivers	2	\$2,148.00						\$2,148.00
Peanut handling (MA)	5	\$2,319.00	\$3,063.00	\$416.00	\$61.00			\$5,860.00

Pipe testing or inspection--destructive--including radiographic or X-ray processes--& drivers	3	\$1,118.00	\$267.00	\$23.00				\$1,409.00
Poultry or egg producer--& drivers	2	\$988.00			\$43.00	\$559.00		\$1,589.00
Restaurant NOC	5	\$7,201.00		\$239.00		\$763.00		\$8,203.00
Retirement living centers: health care employees	1	\$428.00				\$890.00		\$1,318.00
Roofing--all kinds & drivers	1	\$349.00		\$115.00	\$26.00			\$490.00
Rubber tire mfg.	5	\$2,606.00		\$62.00	\$14.00	\$593.00		\$3,275.00
Sign mfg.--silk-screen printing--paper or plasterboard	1	\$153.00						\$153.00
Store: book, record, compact disc, software, video or audio cassette retail (MA)	30	\$13,234.00	\$20,461.00	\$5,751.00		\$6,074.00	\$555.00	\$46,075.00
Total	582	\$212,655.00	\$248,006.00	\$68,650.00	\$3,892.00	\$31,982.00	\$1,721.00	\$566,907.00

Industry Code	Files With Medical Payments	Total Payments to Physicians	Total Hospital Costs	Total Other Medical	Total Pharmaceutical Costs	Total Physical Therapy Costs	Total Chiropractic Expenses	Totals
Air-Conditioning and Warm Air Heating Equipment and Commercial and Industrial Refrigeration Equipment Manufacturing	3	\$583.00	\$1,074.00	\$1,653.00		\$570.00		\$3,880.00
Aircraft Manufacturing	1			\$36.00				\$36.00
All Other Business Support Services	1	\$230.00		\$820.00	\$122.00			\$1,172.00
All Other Health and Personal Care Stores	1				\$18.00			\$18.00
All Other Miscellaneous Ambulatory Health Care Services	1	\$1,072.00						\$1,072.00
All Other Miscellaneous Food Manufacturing	1		\$1,049.00					\$1,049.00
All Other Miscellaneous Store Retailers (except Tobacco Stores)	1	\$876.00						\$876.00

All Other Specialty Trade Contractors	1	\$1,584.00				\$112.00		\$1,696.00
All Other Support Activities for Transportation	1	\$771.00		\$455.00				\$1,226.00
Ambulance Services	1		\$143.00	\$501.00				\$644.00
Animal (except Poultry) Slaughtering	1	\$511.00		\$80.00	\$62.00			\$653.00
Automotive Body, Paint, and Interior Repair and Maintenance	1			\$205.00				\$205.00
Bare Printed Circuit Board Manufacturing	1	\$455.00	\$1,129.00	\$320.00	\$50.00			\$1,954.00
Biological Product (except Diagnostic) Manufacturing	1	\$1,926.00		\$44.00				\$1,969.00
Bowling Centers	2	\$1,772.00	\$1,325.00					\$3,098.00
Brick, Stone, and Related Construction Material Merchant Wholesalers	1	\$156.00						\$156.00
Broadwoven Fabric Finishing Mills	1	\$916.00	\$768.00					\$1,684.00
Canvas and Related Product	1				\$26.00			\$26.00

Mills								
Coin-Operated Laundries and Drycleaners	2	\$1,899.00	\$1,216.00	\$200.00	\$211.00			\$3,526.00
Colleges, Universities, and Professional Schools	1					\$1,201.00		\$1,201.00
Commercial and Institutional Building Construction	3	\$2,447.00				\$443.00		\$2,890.00
Commercial Banking	1	\$366.00	\$1,152.00	\$160.00				\$1,678.00
Computer and Office Machine Repair and Maintenance	1	\$363.00						\$363.00
Computer Systems Design Services	2	\$1,587.00		\$900.00				\$2,487.00
Convention and Trade Show Organizers	1			\$880.00				\$880.00
Conveyor and Conveying Equipment Manufacturing	1	\$1,684.00						\$1,684.00
Corporate, Subsidiary, and Regional Managing Offices	1	\$1,934.00	\$686.00					\$2,620.00

Correctional Institutions	47	\$5,830.00	\$14,505.00	\$229.00		\$206.00		\$20,771.00
Department Stores (except Discount Department Stores)	1	\$783.00						\$783.00
Discount Department Stores	25	\$12,275.00	\$14,286.00	\$4,896.00		\$6,074.00	\$555.00	\$38,087.00
Drycleaning and Laundry Services (except Coin-Operated)	1	\$1,617.00	\$20,539.00					\$22,156.00
Drywall and Insulation Contractors	1	\$905.00						\$905.00
Elementary and Secondary Schools	6	\$8,059.00	\$854.00	\$13.00	\$34.00			\$8,959.00
Enameled Iron and Metal Sanitary Ware Manufacturing	1	\$215.00			\$36.00			\$251.00
Fabric Coating Mills	1		\$2,879.00		\$66.00			\$2,945.00
Facilities Support Services	2	\$780.00	\$267.00					\$1,047.00
Family Clothing Stores	1	\$644.00						\$644.00
Farm and Garden Machinery and Equipment Merchant Wholesalers	2		\$2,665.00					\$2,665.00

Finish Carpentry Contractors	1	\$207.00						\$207.00
Fire Protection	1	\$1,360.00						\$1,360.00
Fitness and Recreational Sports Centers	1	\$620.00		\$1,618.00	\$89.00	\$980.00		\$3,308.00
Flooring Contractors	1		\$781.00	\$8.00				\$789.00
Food Product Machinery Manufacturing	1	\$214.00	\$934.00					\$1,148.00
Framing Contractors	1	\$199.00	\$14,607.00					\$14,806.00
Full-Service Restaurants	6	\$7,036.00	\$1,204.00	\$537.00	\$116.00	\$2,717.00		\$11,610.00
Funeral Homes and Funeral Services	3	\$834.00		\$579.00	\$105.00			\$1,518.00
General Freight Trucking, Local	1	\$172.00			\$64.00			\$236.00
General Freight Trucking, Long-Distance, Less Than Truckload	1	\$568.00		\$846.00				\$1,415.00
General Freight Trucking, Long-Distance, Truckload	5	\$2,499.00	\$1,315.00	\$12,687.00	\$9.00	\$425.00	\$1,166.00	\$18,102.00
General Medical and Surgical Hospitals	9	\$2,640.00	\$20,331.00	\$1,503.00	\$185.00	\$782.00		\$25,442.00

General Rental Centers	1	\$591.00		\$39.00				\$630.00
Highway, Street, and Bridge Construction	1	\$306.00						\$306.00
Home Health Care Services	1	\$134.00			\$33.00	\$375.00		\$542.00
Hotels (except Casino Hotels) and Motels	5	\$1,314.00	\$1,762.00	\$210.00	\$14.00			\$3,300.00
Human Resources Consulting Services	3	\$1,112.00	\$2,861.00		\$61.00			\$4,034.00
Independent Artists, Writers, and Performers	1	\$250.00						\$250.00
Invalid Code	2	\$770.00	\$203.00	\$426.00				\$1,398.00
Iron and Steel Mills	1	\$856.00		\$163.00	\$23.00			\$1,042.00
Janitorial Services	1	\$230.00						\$230.00
Landscaping Services	3	\$860.00	\$3,045.00	\$530.00				\$4,436.00
Lessors of Nonresidential Buildings (except Miniwarehouses)	1	\$89.00						\$89.00
Limited-Service Restaurants	1	\$66.00						\$66.00
Luggage and Leather Goods	1		\$4,396.00	\$784.00				\$5,180.00

Stores								
Mens and Boys Clothing and Furnishings Merchant Wholesalers	1	\$652.00	\$685.00	\$73.00		\$834.00		\$2,244.00
Mortgage and Nonmortgage Loan Brokers	1	\$898.00		\$650.00				\$1,548.00
Narrow Fabric Mills	2	\$5,490.00		\$52.00	\$51.00			\$5,594.00
New Car Dealers	14	\$9,412.00	\$9,139.00		\$66.00			\$18,616.00
New Multifamily Housing Construction (except Operative Builders)	1	\$1,723.00	\$589.00					\$2,312.00
New Single-Family Housing Construction (except Operative Builders)	5	\$4,724.00	\$3,602.00	\$105.00				\$8,431.00
Nonresidential Property Managers	1	\$313.00						\$313.00
Nonupholstered Wood Household Furniture Manufacturing	1	\$254.00	\$534.00	\$76.00	\$85.00			\$948.00
Nursing Care Facilities	15	\$11,420.00	\$828.00	\$5,014.00	\$382.00	\$1,765.00		\$19,409.00

Offices of Physicians (except Mental Health Specialists)	2	\$1,431.00	\$264.00	\$2,853.00		\$405.00		\$4,953.00
Other Automotive Repair and Maintenance	1			\$286.00				\$286.00
Other General Government Support	261	\$50,559.00	\$68,845.00	\$5,383.00	\$164.00	\$5,504.00		\$130,454.00
Other Justice, Public Order, and Safety Activities	21	\$14,723.00	\$25,571.00	\$276.00	\$137.00	\$501.00		\$41,208.00
Other Measuring and Controlling Device Manufacturing	1	\$1,113.00			\$136.00			\$1,249.00
Other Pressed and Blown Glass and Glassware Manufacturing	1	\$183.00		\$1,503.00				\$1,686.00
Other Services to Buildings and Dwellings	1	\$1,144.00			\$246.00	\$1,351.00		\$2,741.00
Other Snack Food Manufacturing	1	\$711.00						\$711.00
Other Social Advocacy Organizations	1	\$1,600.00	\$4,787.00	\$1,510.00	\$93.00			\$7,990.00
Other Technical and Trade Schools	1	\$1,486.00						\$1,486.00
Outpatient Mental Health and	4	\$1,549.00	\$1,652.00	\$3,155.00				\$6,356.00

Substance Abuse Centers								
Passenger Car Rental	5	\$832.00	\$3,624.00	\$875.00				\$5,331.00
Petroleum and Petroleum Products Merchant Wholesalers (except Bulk Stations and Terminals)	1	\$94.00	\$966.00					\$1,060.00
Pipeline Transportation of Natural Gas	1	\$80.00		\$1,329.00				\$1,409.00
Plumbing Fixture Fitting and Trim Manufacturing	1	\$2,452.00		\$63.00				\$2,514.00
Police Protection	18	\$2,559.00	\$5,264.00	\$611.00				\$8,434.00
Power, Distribution, and Specialty Transformer Manufacturing	1	\$238.00						\$238.00
Primary Aluminum Production	1		\$1,453.00					\$1,453.00
Private Households	1	\$525.00		\$59.00	\$431.00			\$1,015.00
Religious Organizations	3	\$874.00	\$62.00					\$936.00
Residential Property Managers	1		\$1,136.00					\$1,136.00

Residential Remodelers	1	\$273.00						\$273.00
Retail Bakeries	2	\$2,483.00			\$10.00			\$2,492.00
Roofing Contractors	1	\$349.00		\$115.00	\$26.00			\$490.00
Sawmills	1	\$757.00	\$316.00	\$1.00	\$148.00			\$1,222.00
Scheduled Passenger Air Transportation	2	\$401.00			\$14.00	\$418.00		\$833.00
Secondary Market Financing	1	\$134.00						\$134.00
Sewing, Needlework, and Piece Goods Stores	1	\$637.00		\$28.00	\$15.00			\$679.00
Ship Building and Repairing	1			\$6,531.00				\$6,531.00
Site Preparation Contractors	1			\$615.00	\$71.00	\$82.00		\$769.00
Soft Drink Manufacturing	2	\$342.00			\$65.00	\$432.00		\$839.00
Solid Waste Landfill	2	\$674.00	\$255.00		\$35.00	\$1,657.00		\$2,620.00
Specialized Freight (except Used Goods) Trucking, Local	1				\$28.00			\$28.00
Sports Teams and Clubs	1	\$1,139.00	\$1,784.00	\$2,399.00				\$5,323.00

Steel Foundries (except Investment)	1	\$1,171.00		\$298.00				\$1,468.00
Temporary Help Services	5	\$2,045.00			\$310.00	\$3,995.00		\$6,350.00
Tire Manufacturing (except Retreading)	5	\$2,606.00		\$62.00	\$14.00	\$593.00		\$3,275.00
Tour Operators	1	\$174.00						\$174.00
Veterinary Services	2	\$988.00			\$43.00	\$559.00		\$1,589.00
Vocational Rehabilitation Services	2	\$2,713.00						\$2,713.00
Water and Sewer Line and Related Structures Construction	1	\$769.00		\$1,026.00				\$1,796.00
Wholesale Trade Agents and Brokers	1	\$1,270.00						\$1,270.00
Wineries	1	\$528.00						\$528.00
Womens Clothing Stores	2	\$1,000.00	\$673.00	\$2,377.00				\$4,050.00
Total	582	\$212,659.00	\$248,005.00	\$68,647.00	\$3,894.00	\$31,981.00	\$1,721.00	\$566,907.00

Body Part	Files With Medical Payments	Total Payments to Physicians	Total Hospital Costs	Total Other Medical	Total Pharmaceutical Costs	Total Physical Therapy Costs	Total Chiropractic Expenses	Totals
Abdomen Including Groin	5	\$567.00	\$3,474.00	\$151.00	\$36.00			\$4,228.00
Ankle	31	\$9,496.00	\$4,236.00	\$1,502.00	\$100.00	\$615.00		\$15,949.00
Body Systems and Multiple Body Systems	3		\$1,560.00			\$420.00		\$1,980.00
Brain	1	\$127.00						\$127.00
Buttocks	4	\$784.00	\$2,710.00	\$204.00	\$116.00	\$1,954.00		\$5,767.00
Chest	15	\$3,708.00	\$7,991.00	\$10.00	\$23.00			\$11,734.00
Disc	4	\$275.00		\$47.00	\$28.00	\$172.00		\$522.00
Elbow	9	\$3,008.00	\$2,615.00	\$1,429.00	\$38.00	\$1,372.00		\$8,462.00
Eye - Soft Tissue	19	\$2,930.00	\$18,485.00	\$3,841.00			\$6.00	\$25,262.00
Eye(s)	20	\$5,235.00	\$8,970.00	\$35.00	\$211.00			\$14,451.00
Facial Bones	5	\$958.00	\$805.00					\$1,763.00
Finger(s)	58	\$29,019.00	\$23,872.00	\$1,164.00	\$103.00	\$2,447.00	\$83.00	\$56,688.00
Foot	23	\$8,942.00	\$4,405.00	\$477.00	\$24.00			\$13,848.00

Great Toe	1	\$259.00		\$180.00				\$439.00
Hand	38	\$11,919.00	\$28,201.00	\$884.00	\$76.00	\$1,628.00		\$42,709.00
Hip	4	\$1,117.00		\$59.00	\$431.00			\$1,607.00
Knee	55	\$32,805.00	\$22,106.00	\$15,333.00	\$227.00	\$5,824.00	\$1,178.00	\$77,473.00
Lower Arm	21	\$5,230.00	\$9,450.00	\$199.00	\$136.00			\$15,014.00
Lower Back Area	65	\$30,141.00	\$21,408.00	\$9,656.00	\$1,153.00	\$9,469.00	\$325.00	\$72,150.00
Lower Leg	17	\$5,482.00	\$14,426.00	\$610.00	\$308.00		\$12.00	\$20,838.00
Lumbar & or Sacral Vertebrae (Vertebra NOC Trunk)	3	\$673.00		\$313.00		\$511.00		\$1,497.00
Lungs	1		\$1,064.00					\$1,064.00
Mouth	2	\$157.00						\$157.00
Multiple Body Parts (Including Body Systems & Body Parts)	37	\$14,556.00	\$22,649.00	\$17,099.00	\$252.00	\$425.00		\$54,981.00
Multiple Head Injury	1	\$4,085.00						\$4,085.00
Multiple Lower Extremities	1	\$205.00	\$742.00					\$947.00

Multiple Neck Injury	2	\$1,503.00	\$2,297.00	\$955.00				\$4,755.00
Multiple Trunk	1					\$570.00		\$570.00
Multiple Upper Extremities	4	\$794.00	\$1,267.00					\$2,061.00
Neck - Soft Tissue	7	\$1,454.00	\$2,095.00	\$1.00	\$168.00	\$336.00		\$4,054.00
No Physical Injury	6	\$803.00	\$3,203.00	\$848.00				\$4,854.00
Nose	1	\$26.00						\$26.00
Sacrum and Coccyx	1	\$1,512.00						\$1,512.00
Shoulder(s)	29	\$6,408.00	\$6,981.00	\$3,201.00	\$196.00	\$2,239.00		\$19,025.00
Skull	6	\$1,338.00	\$625.00	\$149.00				\$2,112.00
Teeth	1	\$75.00						\$75.00
Thumb	16	\$6,236.00	\$6,911.00	\$93.00				\$13,239.00
Toes	8	\$4,526.00	\$8,386.00	\$493.00	\$57.00	\$109.00	\$29.00	\$13,602.00
Upper Arm	10	\$1,957.00	\$3,256.00	\$33.00		\$1,148.00		\$6,395.00
Upper Back Area	8	\$1,774.00	\$352.00	\$495.00		\$1,104.00		\$3,725.00
Upper Leg	10	\$4,247.00	\$4,334.00	\$992.00		\$433.00	\$63.00	\$10,069.00

Whole Body	1	\$125.00						\$125.00
Wrist	25	\$6,991.00	\$7,866.00	\$8,194.00	\$205.00	\$1,206.00	\$27.00	\$24,489.00
Wrist(s) & Hand(s)	3	\$1,213.00	\$1,263.00					\$2,475.00
Total	582	\$212,660.00	\$248,005.00	\$68,647.00	\$3,888.00	\$31,982.00	\$1,723.00	\$566,905.00

Nature Injury	Files With Medical Payments	Total Payments to Physicians	Total Hospital Costs	Total Other Medical	Total Pharmaceutical Costs	Total Physical Therapy Costs	Total Chiropractic Expenses	Totals
All Other Specific Injuries, NOC	21	\$12,926.00	\$10,702.00	\$228.00	\$192.00	\$2,844.00		\$26,892.00
Burn	7	\$2,115.00	\$24,211.00		\$211.00			\$26,537.00
Concussion	3	\$4,343.00						\$4,343.00
Contagious Disease	9	\$396.00	\$4,511.00					\$4,908.00
Contusion	118	\$32,993.00	\$32,408.00	\$9,321.00	\$416.00	\$1,048.00	\$1,235.00	\$77,421.00
Crushing	6	\$1,716.00	\$2,594.00	\$49.00	\$19.00			\$4,379.00
Dematitis	2	\$846.00			\$76.00			\$923.00
Dislocation	7	\$1,166.00	\$2,306.00	\$1,005.00	\$71.00			\$4,547.00
Electric Shock	3	\$299.00	\$1,792.00	\$186.00				\$2,277.00

Foreign Body	10	\$1,698.00	\$2,481.00	\$35.00				\$4,215.00
Fracture	50	\$39,999.00	\$23,365.00	\$8,354.00	\$923.00	\$2,501.00	\$41.00	\$75,183.00
Hernia	1	\$215.00			\$36.00			\$251.00
Inflammation	13	\$2,319.00		\$188.00	\$9.00			\$2,516.00
Laceration	65	\$24,011.00	\$44,824.00	\$2,687.00	\$133.00	\$2,269.00	\$109.00	\$74,034.00
Multiple Injuries Including Both Physical and Pathological	2	\$489.00						\$489.00
Multiple Physical Injuries Only	20	\$4,277.00	\$12,786.00	\$3,623.00	\$149.00	\$420.00		\$21,255.00
No Physical Injury	10	\$1,991.00	\$5,818.00	\$895.00				\$8,704.00
Poisoning - Chemical, (Other Than Metals)	2	\$379.00	\$1,070.00					\$1,449.00
Puncture	14	\$2,345.00	\$3,373.00	\$19.00				\$5,737.00
Respiratory Disorders	1		\$1,064.00					\$1,064.00
Rupture	2	\$2,947.00						\$2,947.00
Sprain or Tear	89	\$25,637.00	\$19,823.00	\$15,972.00	\$410.00	\$8,164.00	\$12.00	\$70,018.00

Strain or Tear	127	\$49,551.00	\$54,875.00	\$26,086.00	\$1,245.00	\$14,735.00	\$325.00	\$146,817.00
Total	582	\$212,658.00	\$248,003.00	\$68,648.00	\$3,890.00	\$31,981.00	\$1,722.00	\$566,906.00